



US00D464691S

(12) **United States Design Patent**  
**Tracy**

(10) **Patent No.:** **US D464,691 S**

(45) **Date of Patent:** **\*\* Oct. 22, 2002**

(54) **EXERCISE BAR**

(76) **Inventor:** **Anthony S. Tracy**, 404 E. 55th St.,  
Apt. 8H, New York, NY (US) 10022

(\*\*) **Term:** **14 Years**

(21) **Appl. No.:** **29/091,976**

(22) **Filed:** **Aug. 10, 1998**

(51) **LOC (7) Cl.** ..... **21-02**

(52) **U.S. Cl.** ..... **D21/679**

(58) **Field of Search** ..... D21/662, 679,  
D21/680, 681, 684; 482/92, 104, 105, 106,  
107, 108, 109

(56) **References Cited**

**U.S. PATENT DOCUMENTS**

3,820,781 A	6/1974	Kane	
4,274,628 A *	6/1981	Hoagland	482/106
4,288,073 A *	9/1981	Petrachonis et al.	482/106
4,531,729 A *	7/1985	Wrinkle	482/106
4,605,222 A *	8/1986	Shannon	482/106

D290,485 S *	6/1987	Suponitsky	.....	D21/679
4,720,096 A *	1/1988	Rogers	.....	482/106
4,789,154 A	12/1988	Mattox		
4,863,158 A	9/1989	Tassone		
5,221,244 A	6/1993	Doss	.....	482/106
5,254,063 A	10/1993	House, Jr.	.....	482/107
5,312,314 A	5/1994	Stephan et al.	.....	482/110

\* cited by examiner

*Primary Examiner*—Philip S. Hyder

(74) *Attorney, Agent, or Firm*—Selitto, Behr & Kim

(57) **CLAIM**

The ornamental design for an exercise bar, as shown and described.

**DESCRIPTION**

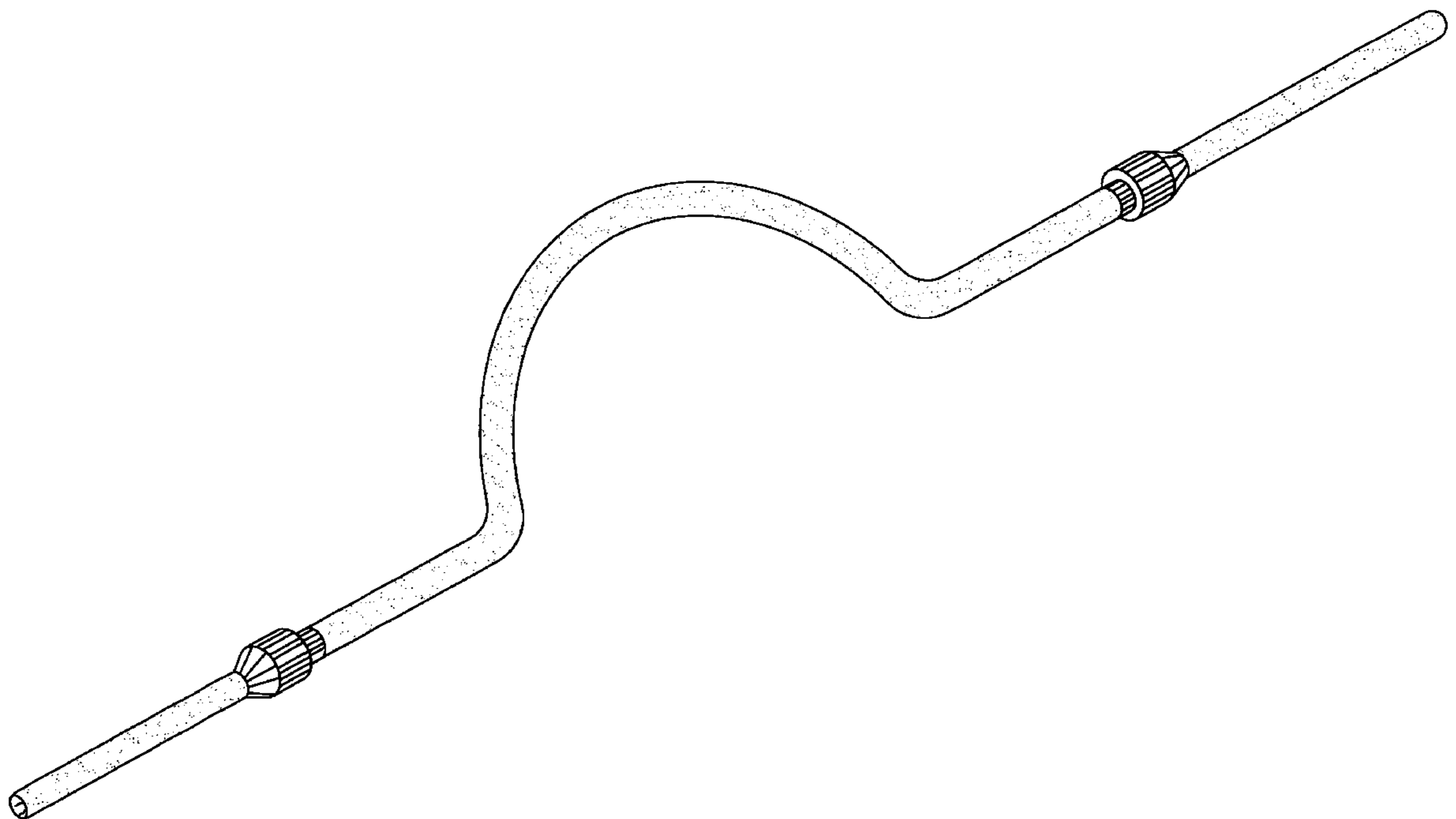
FIG. 1 is a perspective view of an exercise bar in accordance with my design;

FIG. 2 is a plan view thereof;

FIG. 3 is an elevational view thereof; and,

FIG. 4 is an enlarged end view thereof.

**1 Claim, 2 Drawing Sheets**



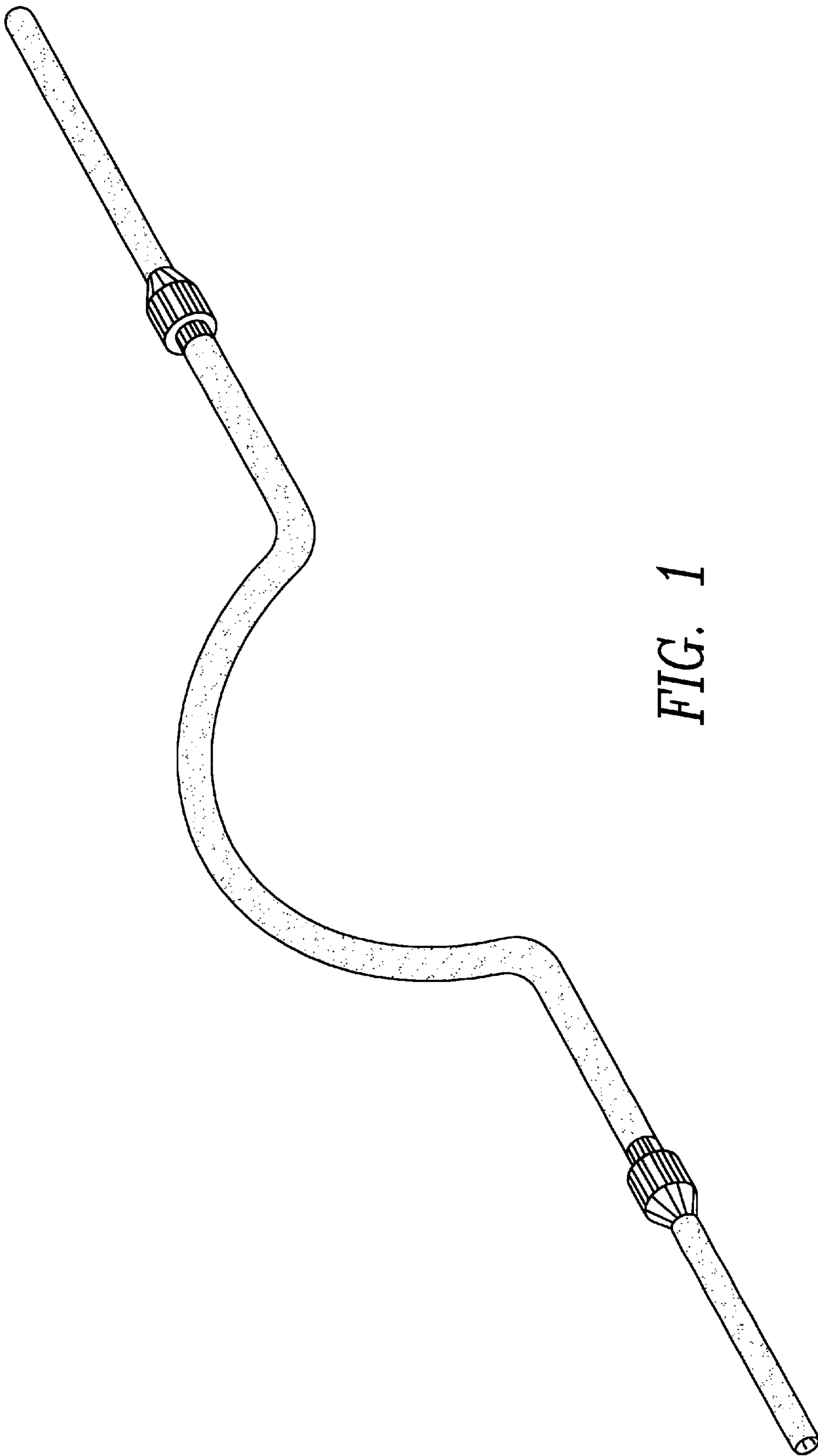
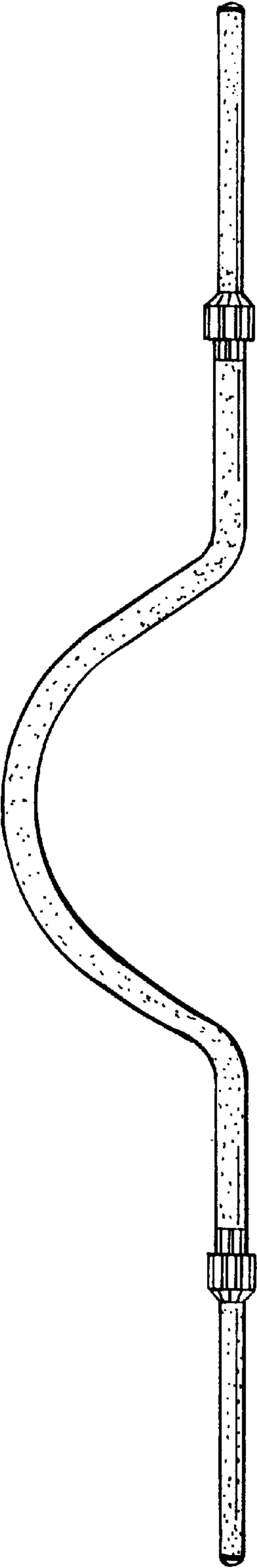


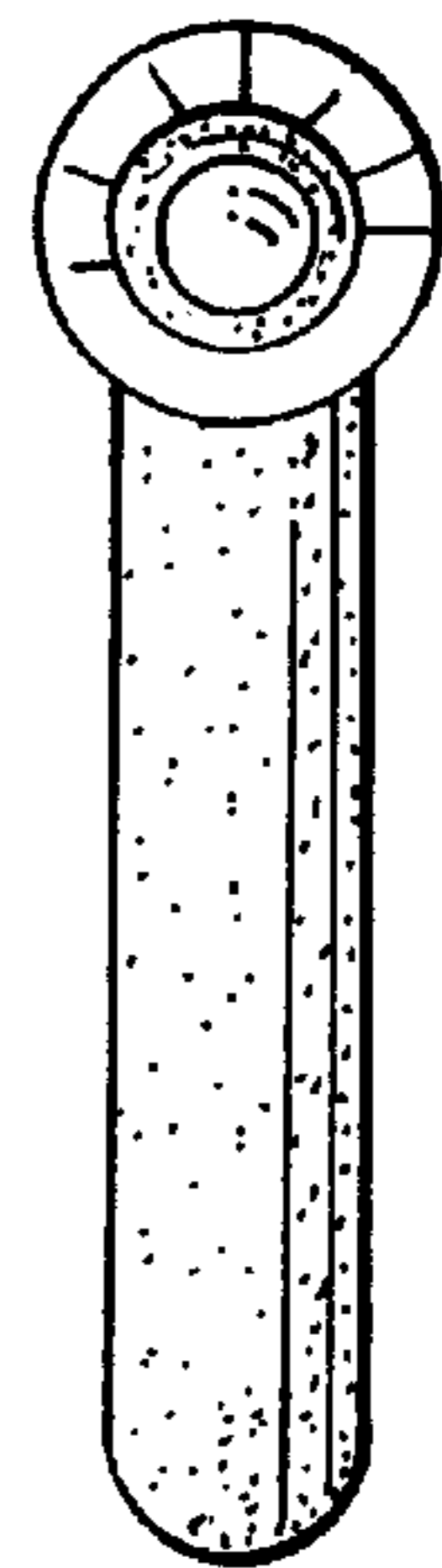
FIG. 1



*FIG. 2*



*FIG. 3*



*FIG. 4*