



US00D464676S

(12) **United States Design Patent**  
**Leo et al.**

(10) **Patent No.:** **US D464,676 S**

(45) **Date of Patent:** **\*\* Oct. 22, 2002**

- (54) **GRIP ELEMENT**
- (75) Inventors: **Henry K. Leo**, Guilford, CT (US);  
**Craig M. Stevens**, Bethany, CT (US)
- (73) Assignee: **BIC Corporation**, Milford, CT (US)
- (\*\*) Term: **14 Years**
- (21) Appl. No.: **29/153,550**
- (22) Filed: **Jan. 11, 2002**

5,911,534 A	6/1999	Toyama	401/213
D414,807 S	* 10/1999	Baudino et al.	D19/55
5,988,908 A	11/1999	Kageyama et al.	401/6
5,997,200 A	12/1999	Kageyama et al.	401/6
D430,209 S	* 8/2000	Rommel	D19/50
D433,446 S	11/2000	Rosenbaum	D19/51
6,164,855 A	* 12/2000	Perry et al.	401/6
D438,903 S	3/2001	Rosenbaum	D19/55
D440,605 S	* 4/2001	Izushima	D19/55
D441,017 S	* 4/2001	Gault et al.	D19/50
D446,244 S	* 8/2001	Baudino et al.	D19/51
6,273,626 B1	* 8/2001	Yazawa	401/6
D454,368 S	* 3/2002	Pellissa Beneyto	D19/48
2001/0053307 A1	12/2001	Rigoni	401/222

**Related U.S. Application Data**

- (62) Division of application No. 09/961,348, filed on Sep. 25, 2001.
- (51) **LOC (7) Cl.** ..... **19-06**
- (52) **U.S. Cl.** ..... **D19/55; D19/50**
- (58) **Field of Search** ..... D19/35, 36, 41-51,  
D19/53-58, 81-85; 401/6, 7, 88, 222; 16/111 R,  
DIG. 12, 110 R

**FOREIGN PATENT DOCUMENTS**

EP	0 707 982 A1	4/1996	.....	B43K/23/008
JP	9272292	10/1997	.....	B43K/23/008
JP	1023077	8/1998	.....	B43K/23/008
JP	10217673	8/1998	.....	B43K/23/008
JP	11334272	12/1999	.....	B43K/3/00
JP	11334273	12/1999	.....	B43K/3/00
JP	11342691	12/1999	.....	B43K/3/00

\* cited by examiner

*Primary Examiner*—Martie K. Holtje

(74) *Attorney, Agent, or Firm*—Pennie & Edmonds LLP

(56) **References Cited**

**U.S. PATENT DOCUMENTS**

768,985 A	8/1904	Goldsmith	
D63,874 S	2/1924	Cleeland	
2,173,451 A	9/1939	Lorber	120/103
2,236,194 A	3/1941	Lorber	120/103
D203,234 S	12/1965	Momma	
D233,631 S	11/1974	Defores	
3,941,491 A	3/1976	Mutschler	401/243
D287,603 S	1/1987	Bruhn	D19/48
4,934,024 A	* 6/1990	Sexton	16/111 R
D319,845 S	* 9/1991	Grotsch et al.	D19/48
D327,912 S	7/1992	Tsai	D19/51
D328,919 S	8/1992	Bulgari	D19/51
5,186,564 A	2/1993	Fuhrmann, III et al.	401/202
5,230,578 A	7/1993	Fuhrmann, III et al.	401/202
5,558,452 A	9/1996	Oka et al.	401/6
5,599,127 A	2/1997	Fuhrmann, III et al.	401/202
D404,426 S	1/1999	Takanashi	D19/43

(57) **CLAIM**


The ornamental design for a grip element, as shown and described.

**DESCRIPTION**


FIG. 1 is a front-right perspective view of an ornamental design for a grip element according to the present invention; FIG. 2 is a front plan view thereof; FIG. 3 is a bottom plan view thereof; and, FIG. 4 is a top plan view thereof. All portions shown in broken lines are environmental and illustrative only and form no part of the claimed design.

**1 Claim, 2 Drawing Sheets**

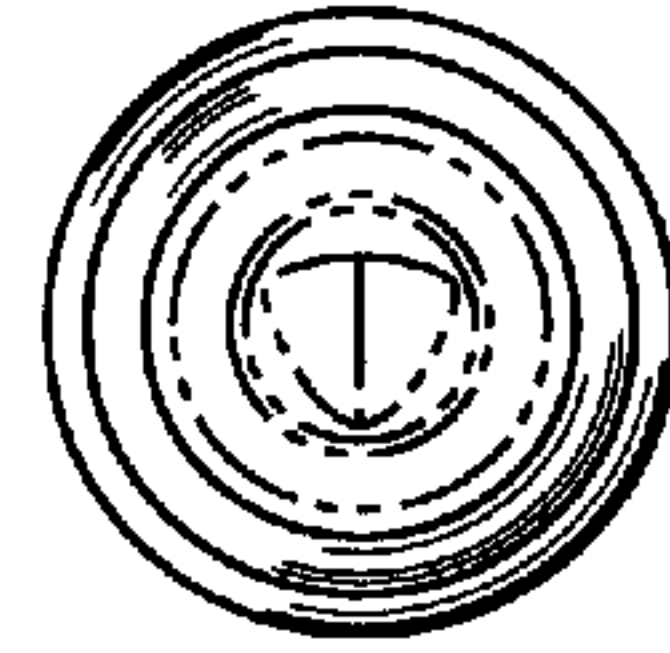




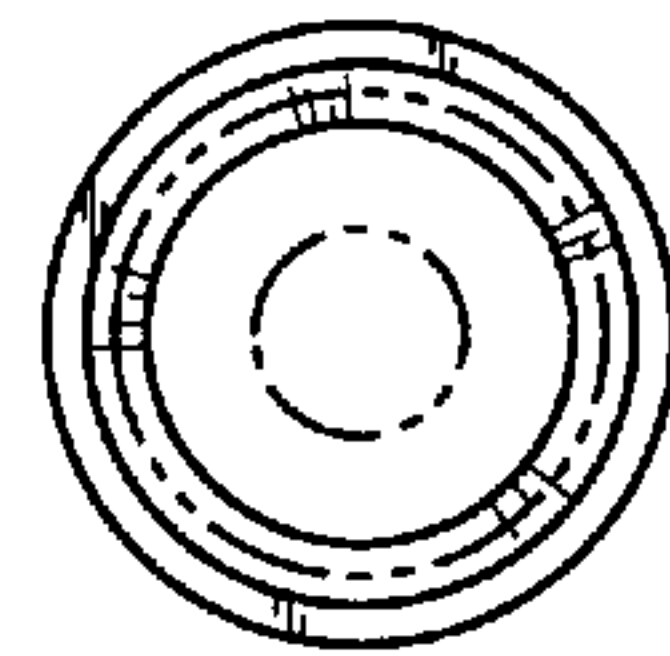
*Fig. 1*



*Fig. 2*



*Fig. 3*



*Fig. 4*