



US00D464675S

(12) **United States Design Patent**
Wang

(10) **Patent No.:** **US D464,675 S**

(45) **Date of Patent:** **** Oct. 22, 2002**

(54) **PEN SHELL**

(75) **Inventor:** **Jen Sen Wang, Junghe (TW)**

(73) **Assignee:** **Ta Shin Precision Industrial Co., Ltd.,
Taipei (TW)**

(**) **Term:** **14 Years**

(21) **Appl. No.:** **29/153,864**

(22) **Filed:** **Jan. 15, 2002**

(51) **LOC (7) Cl.** **19-06**

(52) **U.S. Cl.** **D19/49; D19/55**

(58) **Field of Search** **D19/35, 36, 41-51,
D19/53-58, 81-85; 15/435-447; 401/6,
7, 88, 209**

(56) **References Cited**

U.S. PATENT DOCUMENTS

646,071	A	*	3/1900	Goldsmith	15/435
1,067,713	A	*	7/1913	Boman	15/435
2,372,914	A	*	4/1945	Schweitzer	401/88

D144,474	S	*	4/1946	Winslow	D19/46
D191,998	S	*	12/1961	Doman	D19/49
D243,014	S	*	1/1977	Wittnebort	D19/47
D284,582	S	*	7/1986	Bruhn	D19/48
D323,350	S	*	1/1992	Johansson	D19/49

* cited by examiner

Primary Examiner—Martie K. Holtje

(74) *Attorney, Agent, or Firm*—Raymond Y. Chan; David and Raymond Patent Group

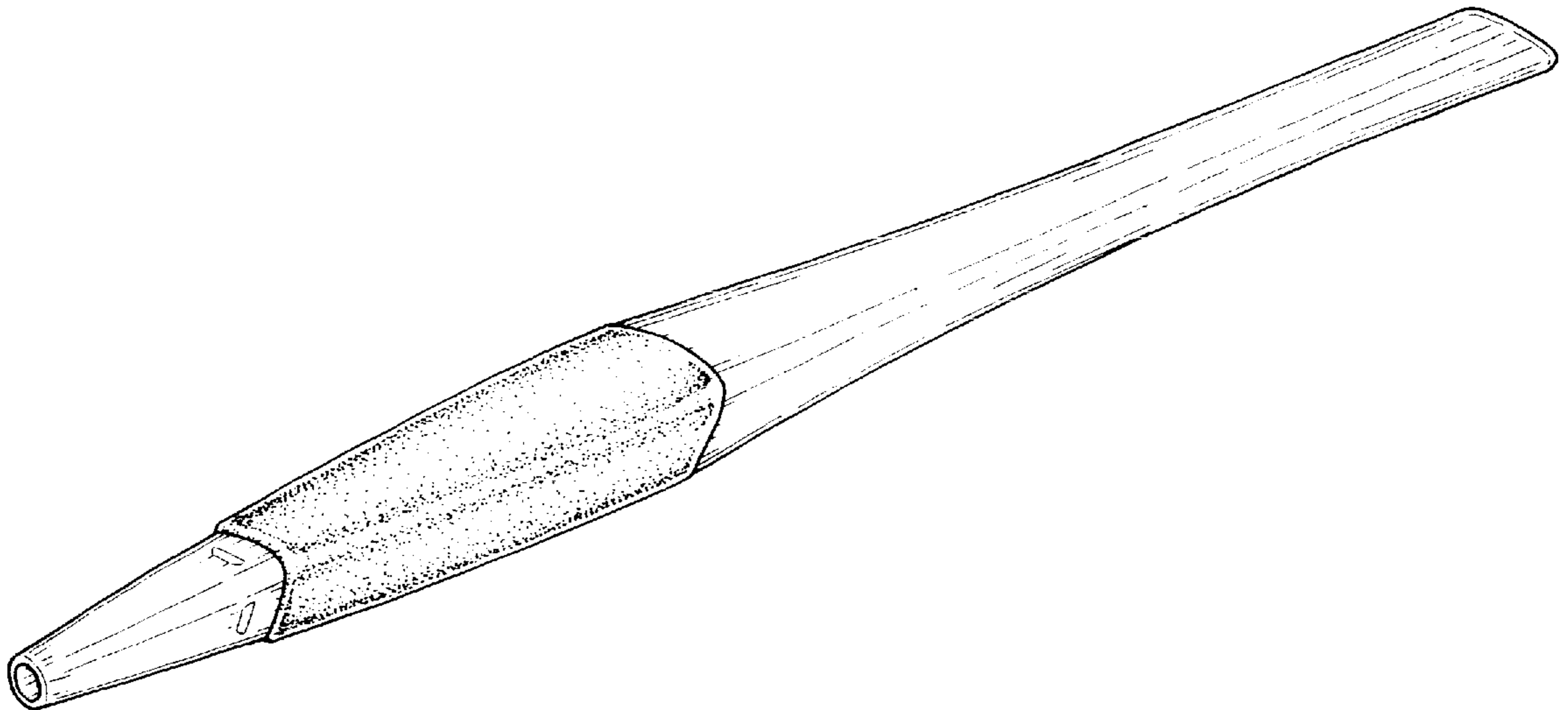
(57) **CLAIM**

The ornamental design for a pen shell, as shown.

DESCRIPTION

FIG. 1 is a perspective view showing my new design.
 FIG. 2 is a front view thereof.
 FIG. 3 is a rear view thereof.
 FIG. 4 is a left end view thereof.
 FIG. 5 is a right end view thereof.
 FIG. 6 is a left side view thereof; and,
 FIG. 7 is a right side view thereof.

1 Claim, 7 Drawing Sheets



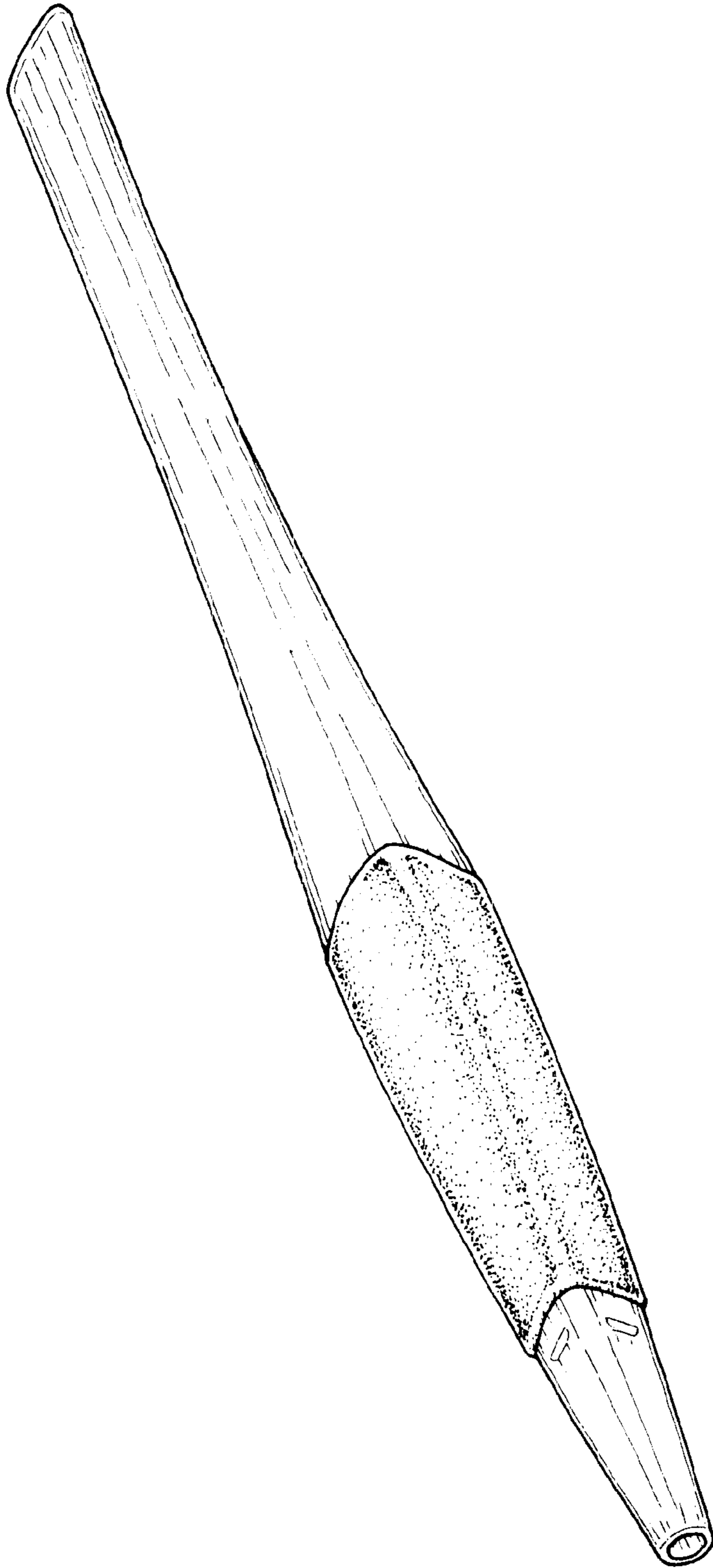


FIG. 1




FIG. 2

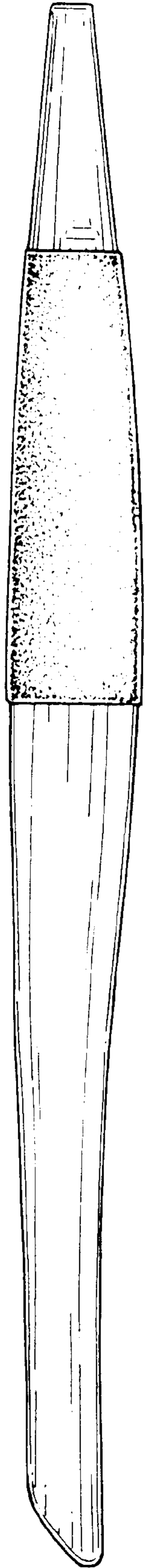


FIG. 3

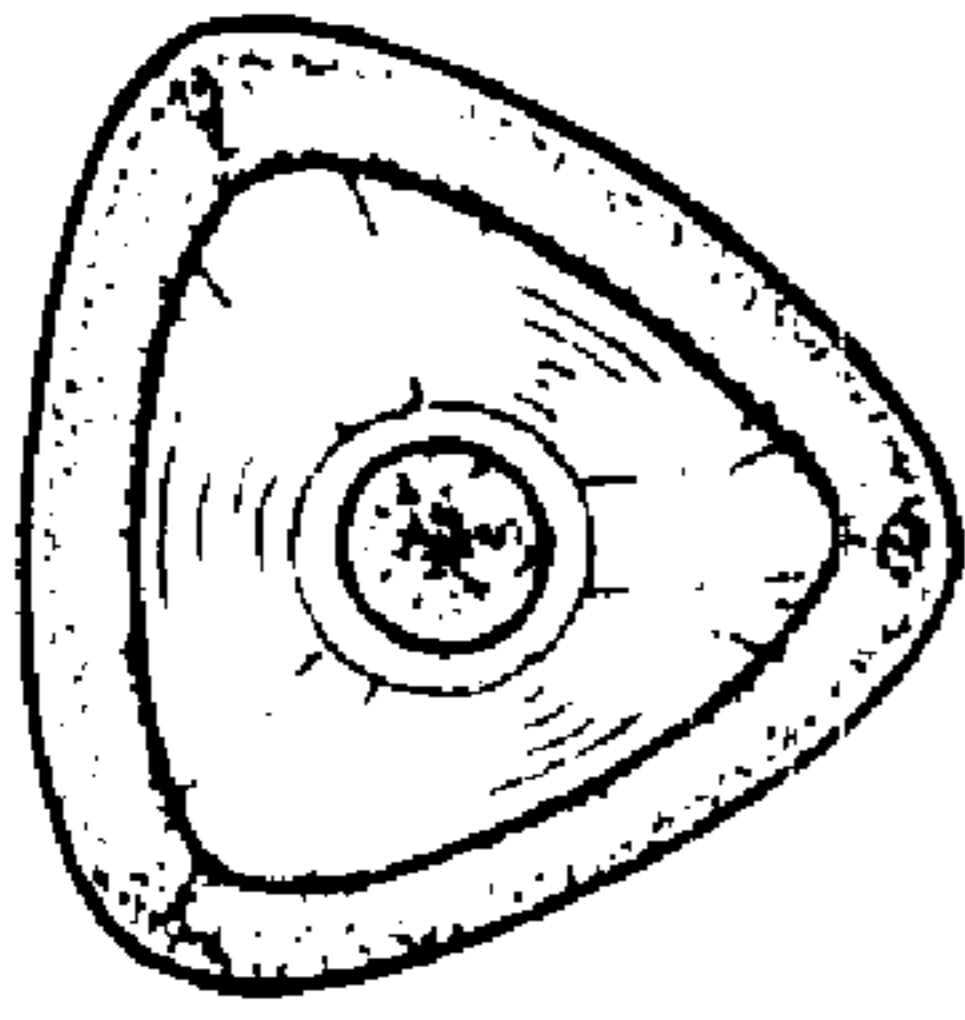


FIG. 4

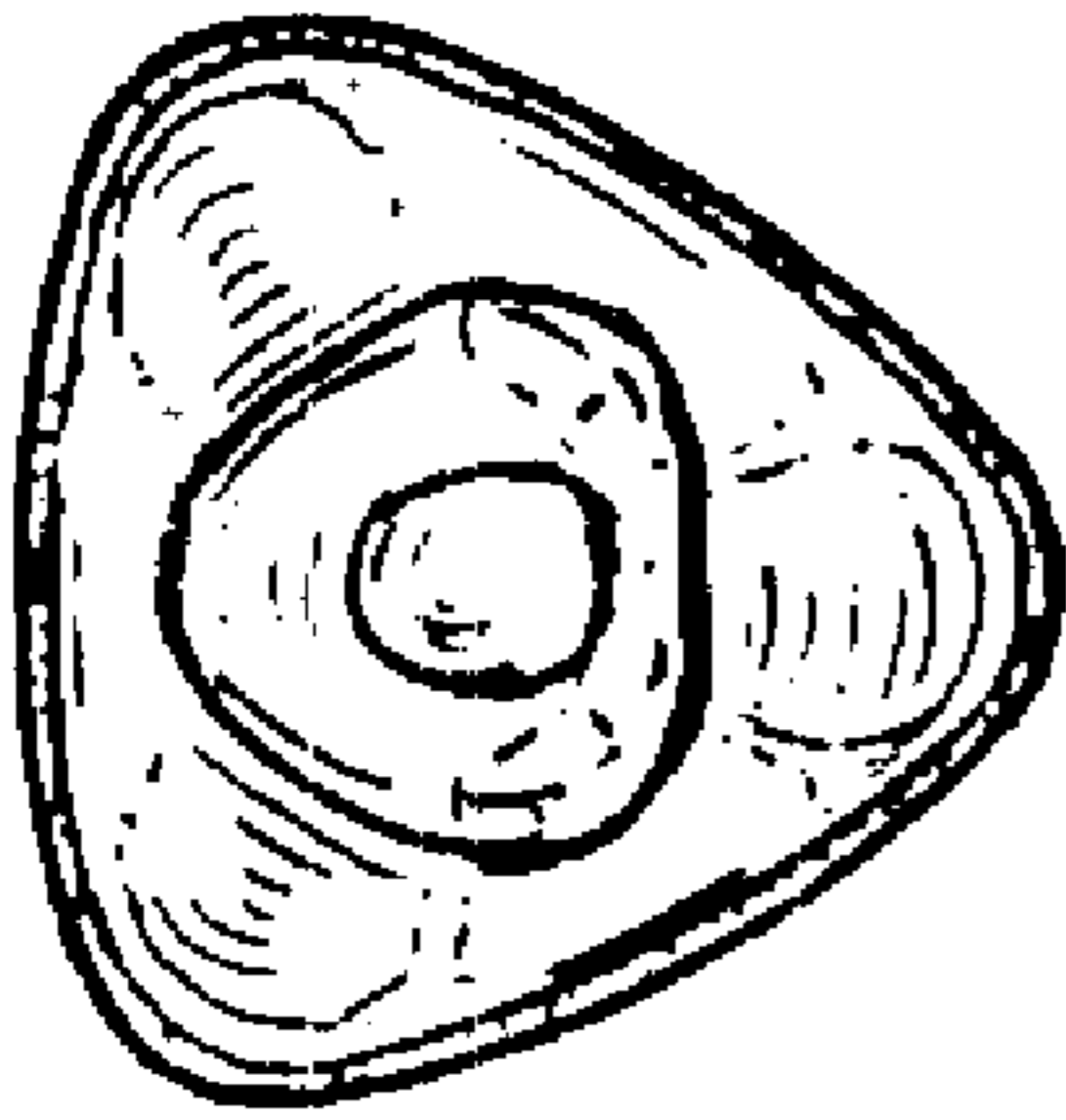


FIG. 5




FIG. 6



FIG. 7