



US00D464662S

(12) **United States Design Patent**
Dahl et al.

(10) **Patent No.:** **US D464,662 S**

(45) **Date of Patent:** **** Oct. 22, 2002**

(54) **DOOR FOR A WHEELED WORK MACHINE CAB**

(75) Inventors: **Jeffrey A. Dahl**, Lincoln, ND (US);
Gary W. Weddle, Bedford, TX (US)

(73) Assignee: **Clark Equipment Company**, Woodcliff Lake, NJ (US)

(**) Term: **14 Years**

(21) Appl. No.: **29/149,632**

(22) Filed: **Oct. 12, 2001**

(51) **LOC (7) Cl.** **15-03**

(52) **U.S. Cl.** **D15/33**

(58) **Field of Search** D15/22-26, 28,
D15/30, 33; 414/694, 698, 699; 180/89.1,
89.12, 139

4,698,150 A	10/1987	Wigoda	209/421
4,828,071 A	5/1989	Gaede	180/291
5,308,220 A	5/1994	Schaeff	414/699
5,468,120 A	11/1995	Krob	414/695
5,590,482 A	* 1/1997	Peterson et al.	37/403
5,647,441 A	7/1997	Gibbons	172/439
5,660,217 A	8/1997	Nissley	144/24.12
D386,769 S	11/1997	Gibbons	D15/23
D391,272 S	* 2/1998	Jin et al.	D15/25
5,778,569 A	7/1998	Schaeff	37/410
D406,152 S	* 2/1999	Miyaoka et al.	D15/25
D409,629 S	* 5/1999	Miyaoka et al.	D15/25
5,975,216 A	11/1999	Gibbons	172/439
6,047,749 A	4/2000	Lamb	144/24.12
D427,612 S	* 7/2000	Shim	D15/23
D431,574 S	10/2000	Porter	D15/25
D432,145 S	10/2000	Kraft et al.	D15/30
D433,689 S	11/2000	Kraft et al.	D15/30
D437,602 S	* 2/2001	Hiraoka et al.	D15/25

* cited by examiner

Primary Examiner—Mitchell Siegel

(74) *Attorney, Agent, or Firm*—Westman, Champlin & Kelly, P.A.

(56) **References Cited**

U.S. PATENT DOCUMENTS

2,362,994 A	11/1944	Frost	214/78
D142,365 S	9/1945	Cooke	D14/3
2,429,170 A	10/1947	Royle	214/78
2,457,400 A	12/1948	Roos	180/48
2,459,473 A	1/1949	Troutman	214/78
RE23,166 E	11/1949	Owen	214/78
D163,884 S	7/1951	Mandt	D14/3
2,569,053 A	9/1951	Healy	214/111
2,712,876 A	7/1955	Kuehn, Jr.	214/78
2,818,983 A	1/1958	Freni	214/78
2,845,192 A	7/1958	Klaus	214/78
3,356,240 A	12/1967	Zink	214/501
3,378,094 A	4/1968	Myers	180/64
3,472,405 A	10/1969	Bowman et al.	214/501
3,672,521 A	6/1972	Bauer et al.	214/145
3,732,996 A	5/1973	Bauer	214/152
D230,498 S	* 2/1974	Williams	D15/30
3,811,581 A	5/1974	Van Der Lely	214/131
4,056,204 A	11/1977	Spasuik	214/83.3

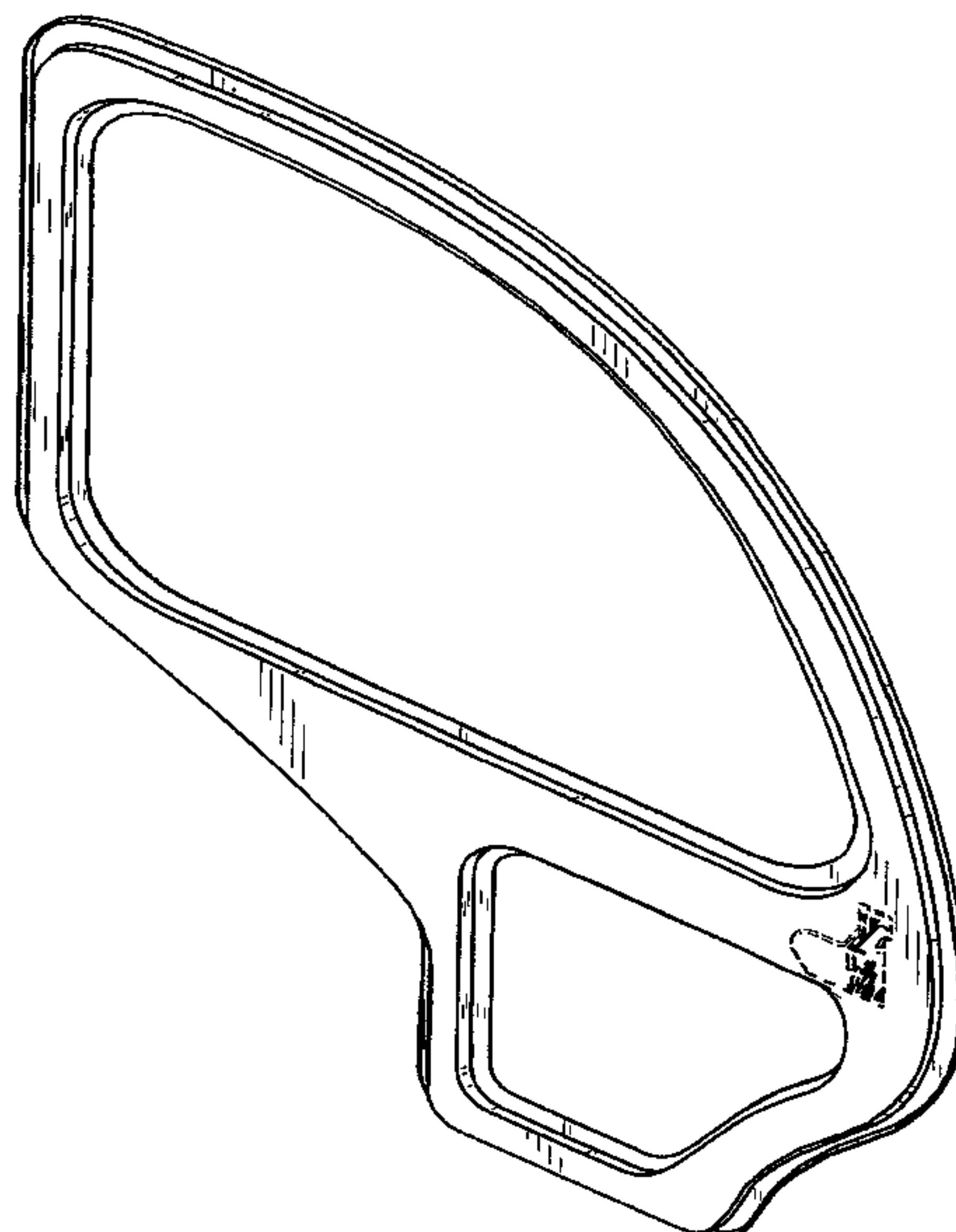
(57) **CLAIM**

The ornamental design for a door for a wheeled work machine cab, as shown and described.

DESCRIPTION

FIG. 1 is a front perspective view of a door for a wheeled work machine cab embodying our new design; FIG. 2 is a front elevational view thereof; FIG. 3 is a left side elevational view thereof; FIG. 4 is a rear elevational view thereof; FIG. 5 is a right side elevational view thereof; FIG. 6 is a top plan view thereof; and, FIG. 7 is a bottom plan view thereof; the dotted line representations are for illustrative purposes only and form no part of the claimed design.

1 Claim, 3 Drawing Sheets



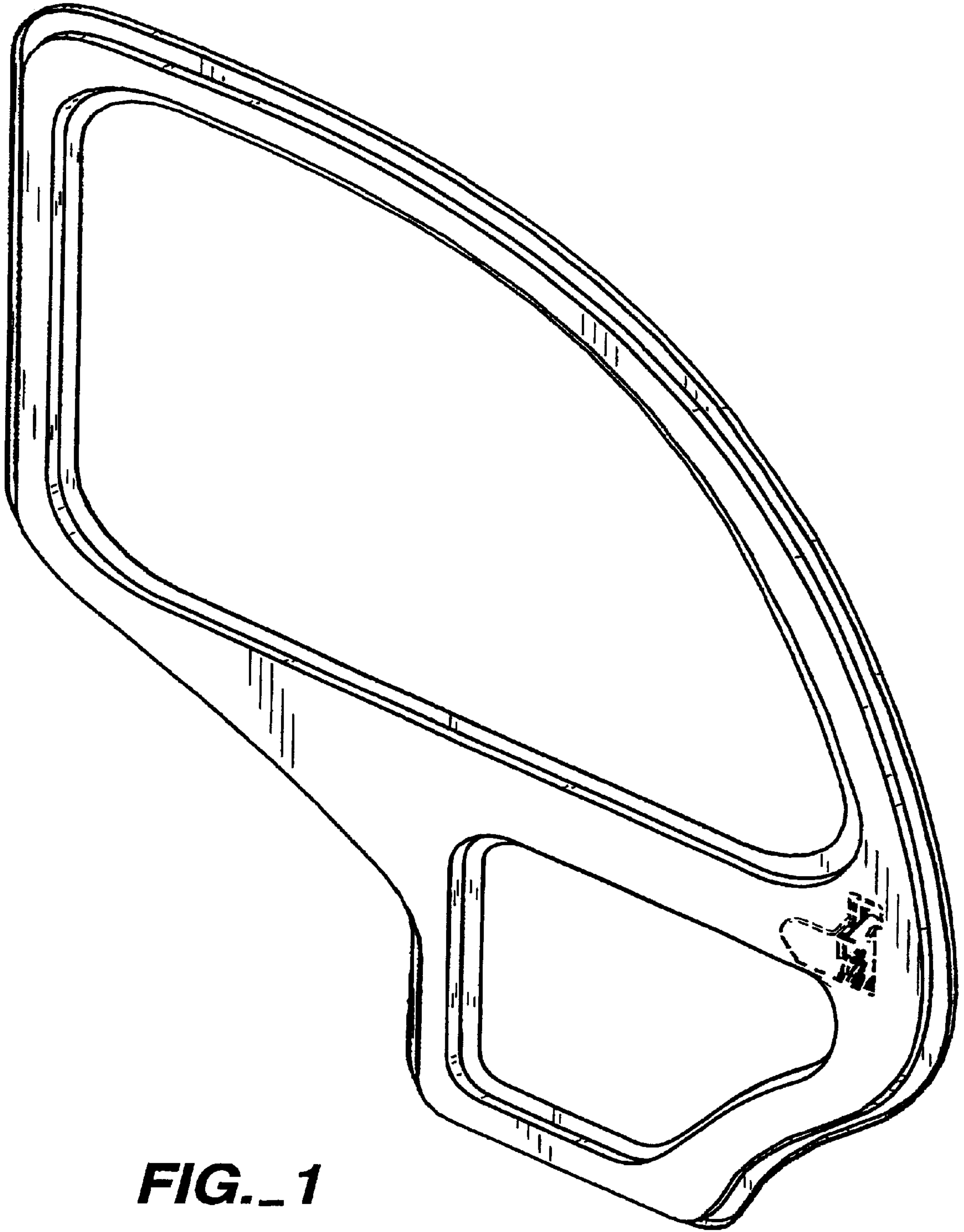


FIG. 1

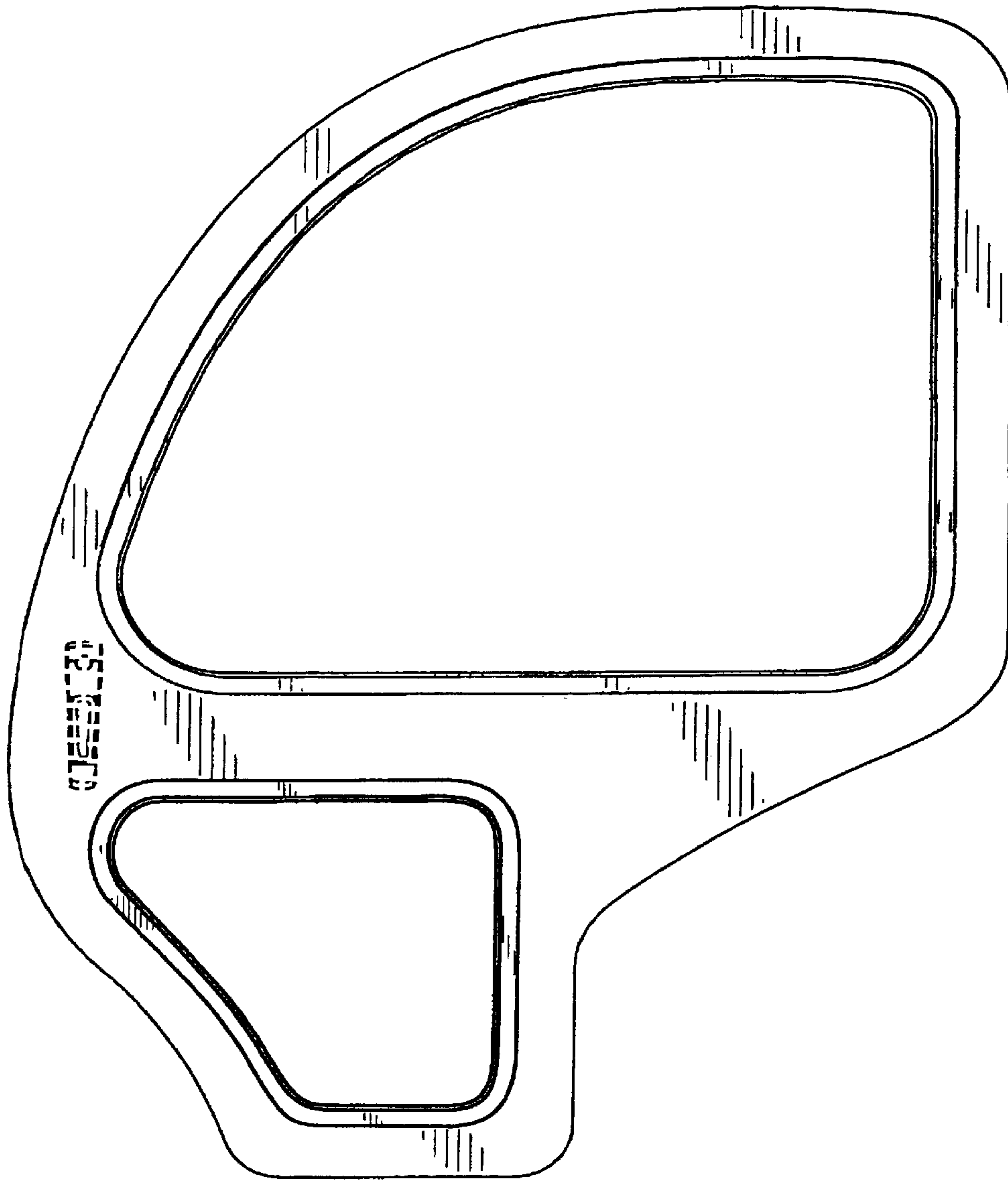


FIG._3




FIG._2




FIG._6

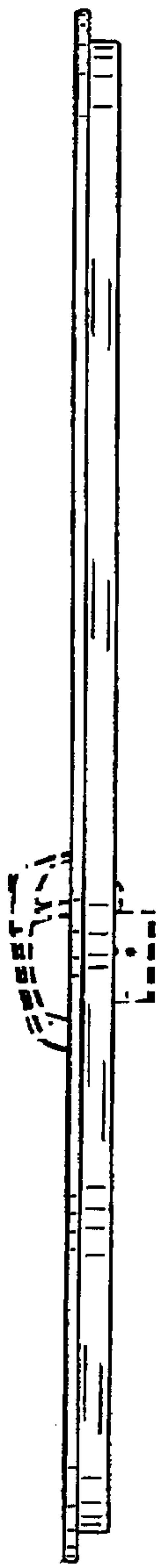


FIG._4

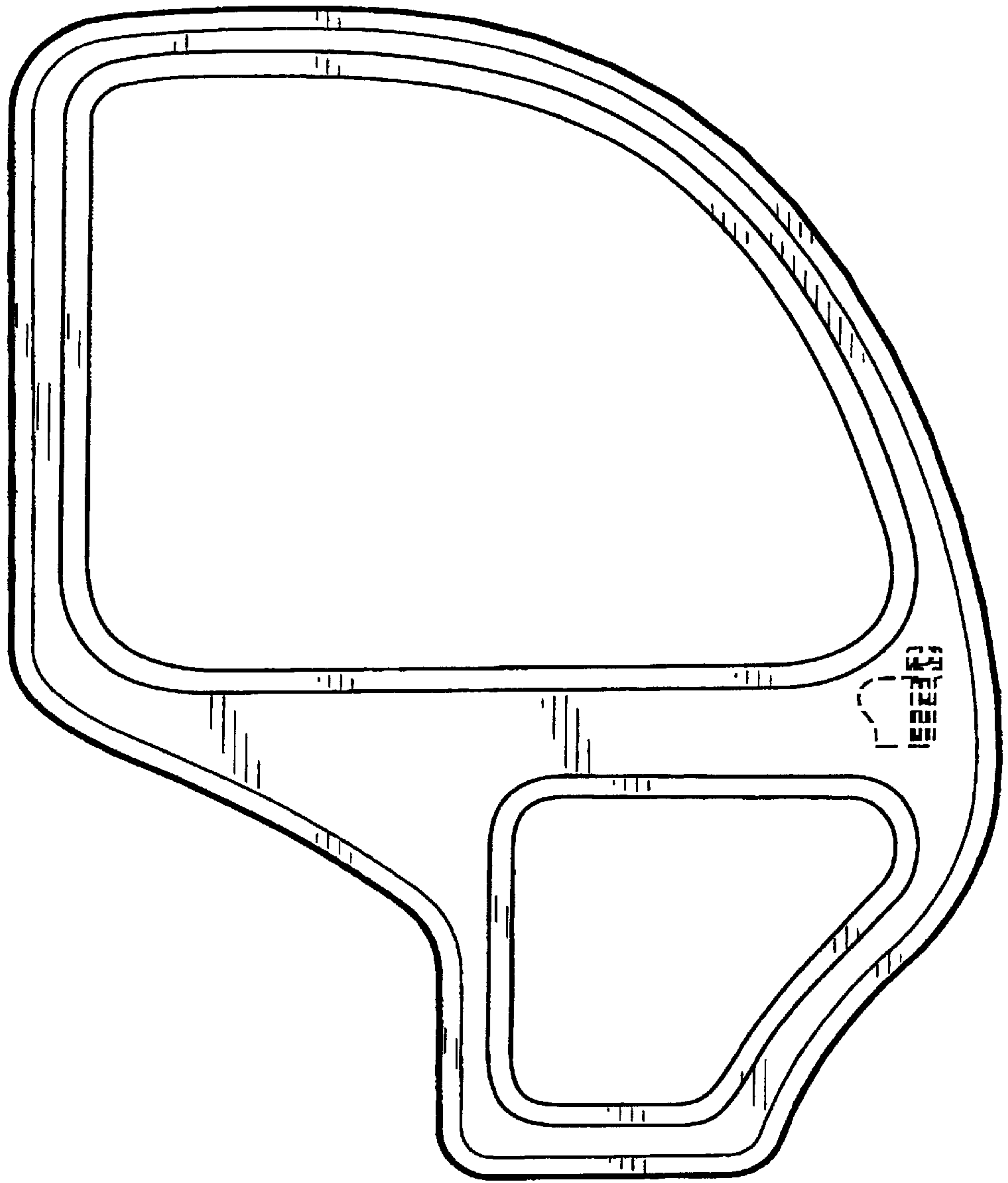


FIG._5

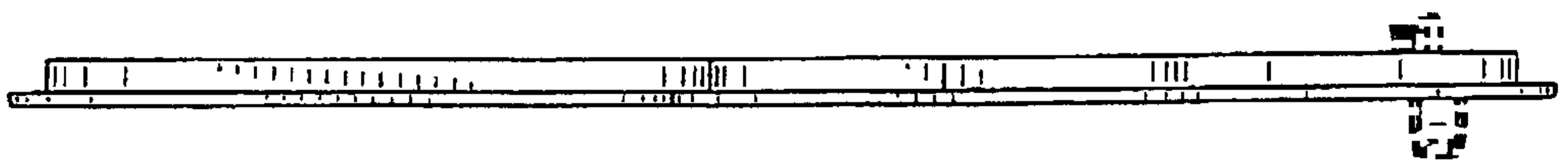


FIG._7