



US00D464647S

(12) **United States Design Patent**  
**Goto**

(10) **Patent No.:** **US D464,647 S**

(45) **Date of Patent:** **\*\* Oct. 22, 2002**

(54) **HARD DISK DRIVE**

D383,448 S \* 9/1997 Richardson et al. .... D14/313  
D442,552 S 5/2001 Goto ..... D13/147

(75) Inventor: **Teiyu Goto**, Tokyo (JP)

**OTHER PUBLICATIONS**

(73) Assignee: **Sony Computer Entertainment Inc.**,  
Tokyo (JP)

“Asian Sources Computer Products,” two sheets (Jun. 1998).

(\*\*) Term: **14 Years**

\* cited by examiner

(21) Appl. No.: **29/132,292**

*Primary Examiner*—Freda Nunn

(22) Filed: **Nov. 7, 2000**

(74) *Attorney, Agent, or Firm*—Rader, Fishman & Grauer,  
PLLC

(30) **Foreign Application Priority Data**

(57) **CLAIM**

Jun. 7, 2000 (JP) ..... 2000-015425

The ornamental design for a hard disk drive, as shown and described.

(51) **LOC (7) Cl.** ..... **14-02**

**DESCRIPTION**

(52) **U.S. Cl.** ..... **D14/348**

(58) **Field of Search** ..... D14/348, 353-356,  
D14/313, 361-363; D13/162, 184, 199,  
147; 312/223.1-223.3; 360/99.01-99.12;  
369/34, 36; 361/690-696

FIG. 1 is a front elevational view of a hard disk drive showing my new design;  
FIG. 2 is a rear elevational view thereof;  
FIG. 3 is a right side elevational view thereof;  
FIG. 4 is a left side elevational view thereof;  
FIG. 5 is a top plan view thereof; and,  
FIG. 6 is a bottom plan view thereof.

(56) **References Cited**

**U.S. PATENT DOCUMENTS**

D341,132 S \* 11/1993 Hui ..... D14/313  
D342,724 S \* 12/1993 Yurkonis et al. .... D14/354

**1 Claim, 2 Drawing Sheets**

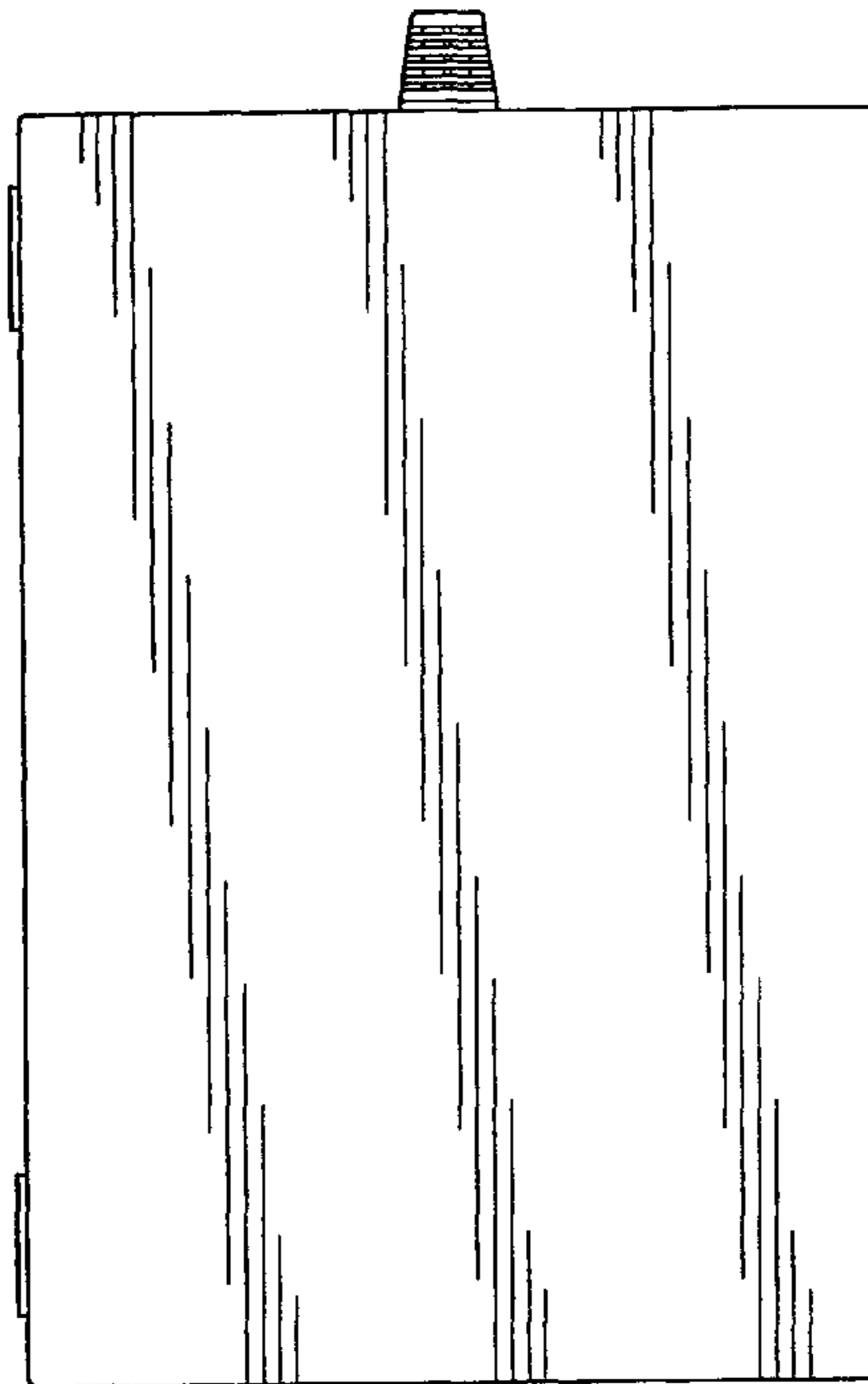

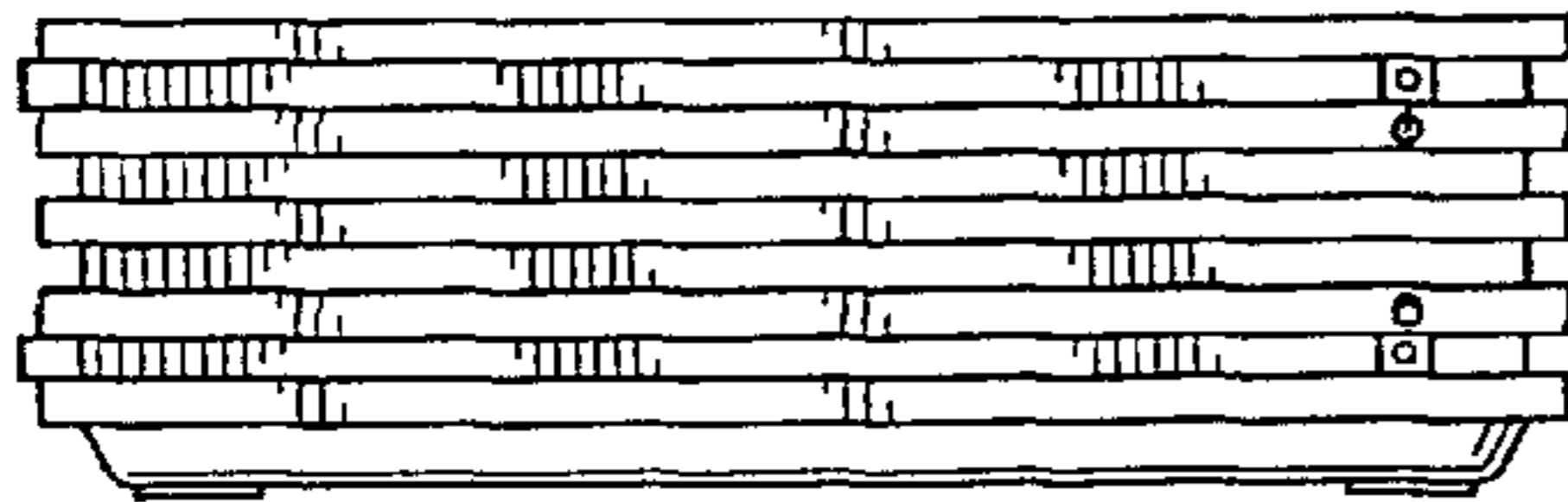


FIG. 1




FIG. 2

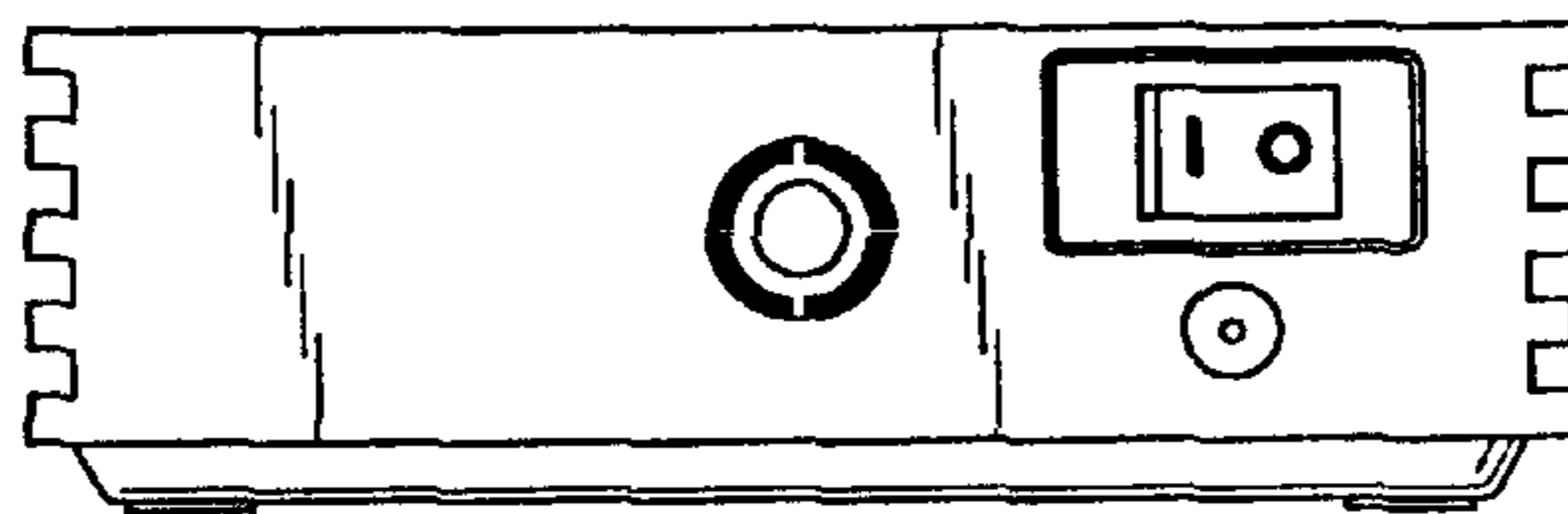


FIG. 3

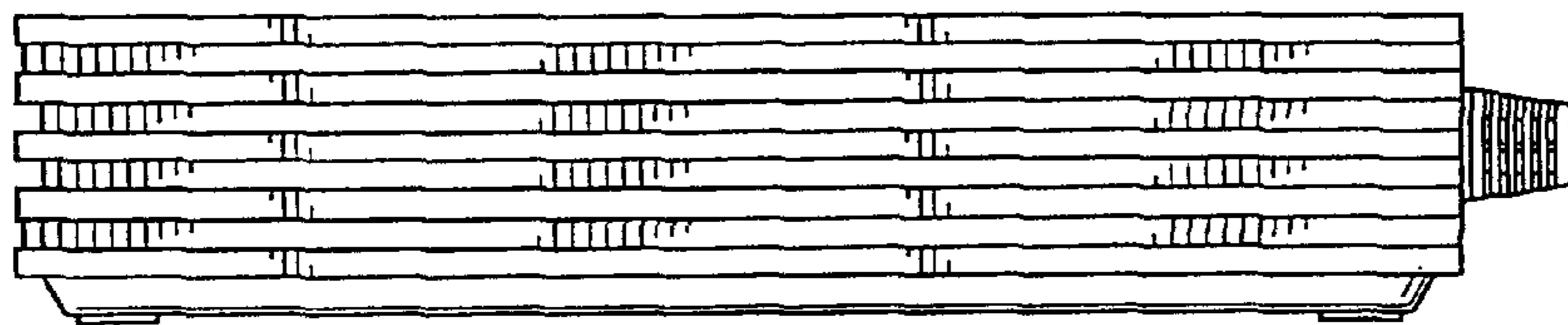


FIG. 4

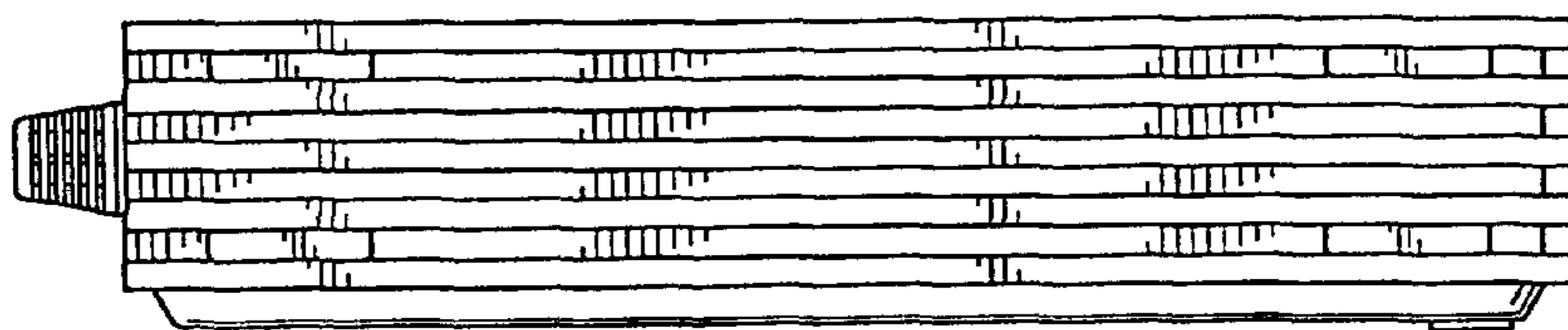


FIG. 5

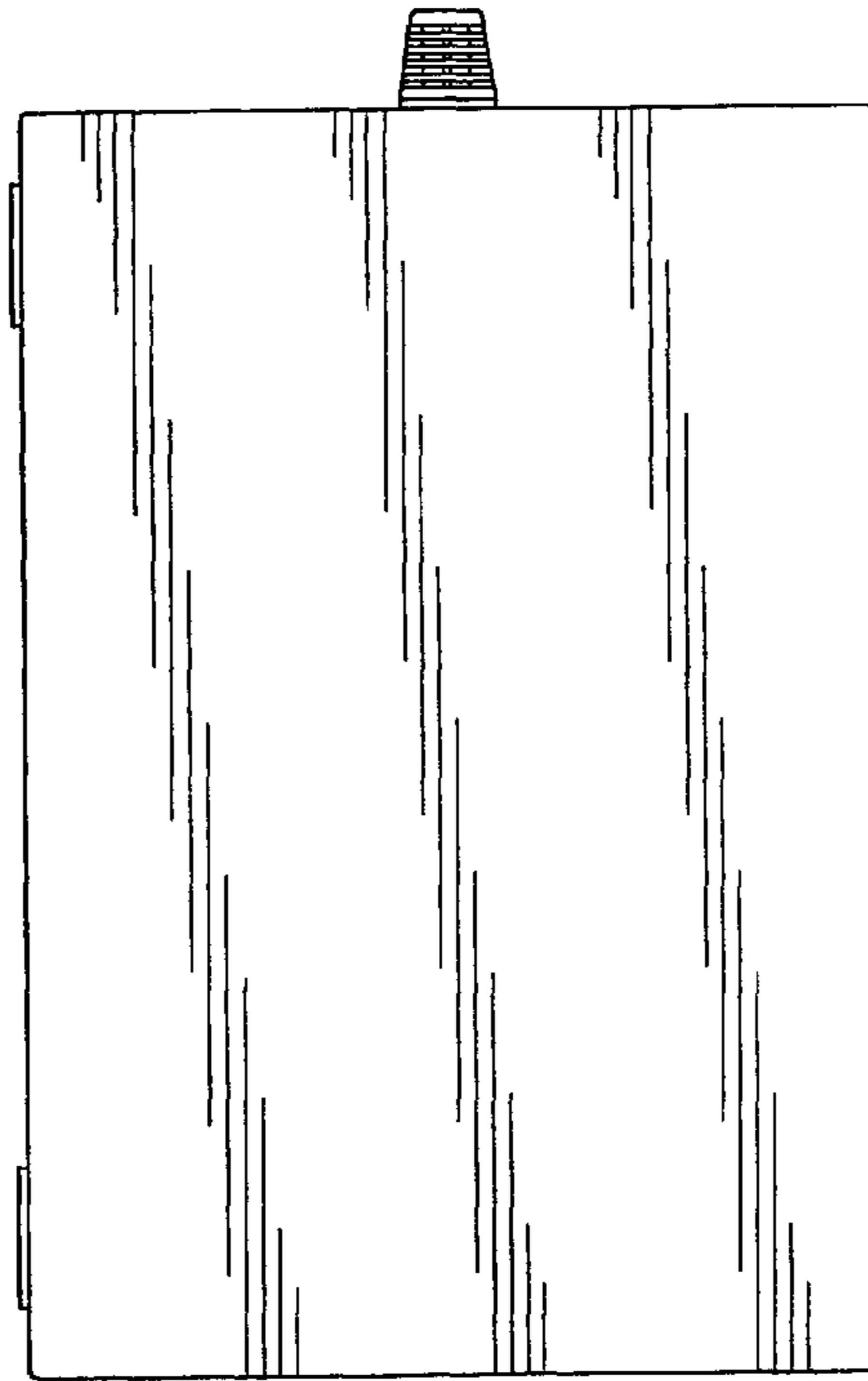


FIG. 6

