



US00D464636S

(12) **United States Design Patent**  
**Shen et al.**

(10) **Patent No.: US D464,636 S**

(45) **Date of Patent: \*\* \*Oct. 22, 2002**

(54) **TELEPHONE SET**

(75) Inventors: **Francis Shen, Toronto (CA); Silviu Tanase, Toronto (CA)**

(73) Assignee: **AASTRA Technologies Limited, Concord (CA)**

(\* ) Notice: This patent is subject to a terminal disclaimer.

(\*\*) Term: **14 Years**

(21) Appl. No.: **29/131,235**

(22) Filed: **Oct. 20, 2000**

(51) **LOC (7) Cl. .... 14-03**

(52) **U.S. Cl. .... D14/151**

(58) **Field of Search** ..... D14/434, 329, D14/330, 447, 148, 147, 149-151, 140-142, 240, 241, 251, 253, 130; 379/420.01, 420.02, 420.03, 419, 420.04, 428.02, 428.01, 428.04, 428.03, 454, 440, 446, 434-436; D13/107, 108; 320/110, 113, 114, 115

(56) **References Cited**

**U.S. PATENT DOCUMENTS**

D307,009 S	*	4/1990	Boykiw	.....	D14/151
D311,191 S	*	10/1990	Ando	.....	D14/241
D321,874 S	*	11/1991	Ando	.....	D14/151
5,086,466 A	*	2/1992	Gumb et al.	.....	379/440
5,121,427 A	*	6/1992	Gumb et al.	.....	379/435
D328,295 S	*	7/1992	Gagnon et al.	.....	D14/142
D332,786 S	*	1/1993	Gagnon	.....	D14/142
5,187,743 A	*	2/1993	Gumb et al.	.....	379/436
D368,091 S	*	3/1996	Yoshihiko et al.	.....	D14/151

D372,240 S	*	7/1996	Boykiw	.....	D14/151
D375,095 S	*	10/1996	Hillenmayer et al.	.....	D14/151
D389,145 S	*	1/1998	Yoneyama	.....	D14/151
D390,560 S	*	2/1998	Johnson et al.	.....	D14/149
D405,447 S	*	2/1999	Landry et al.	.....	D14/151
D412,171 S	*	7/1999	Girardi et al.	.....	D14/151
6,019,338 A	*	2/2000	Brown et al.	.....	379/435 X
6,038,314 A	*	3/2000	Dynie et al.	.....	379/435
D422,279 S	*	4/2000	Zeitman	.....	D14/151
D426,822 S	*	6/2000	Jauregui et al.	.....	D14/151
6,104,807 A	*	8/2000	Johnson et al.	.....	379/428.04
D448,011 S	*	9/2001	Danner et al.	.....	D14/151
D449,287 S	*	10/2001	Jauregui et al.	.....	D14/151

\* cited by examiner

*Primary Examiner*—Jeffrey Asch

(74) *Attorney, Agent, or Firm*—Piper Rudnick LLP; Wilburn L. Chesser; Lisa K. Norton

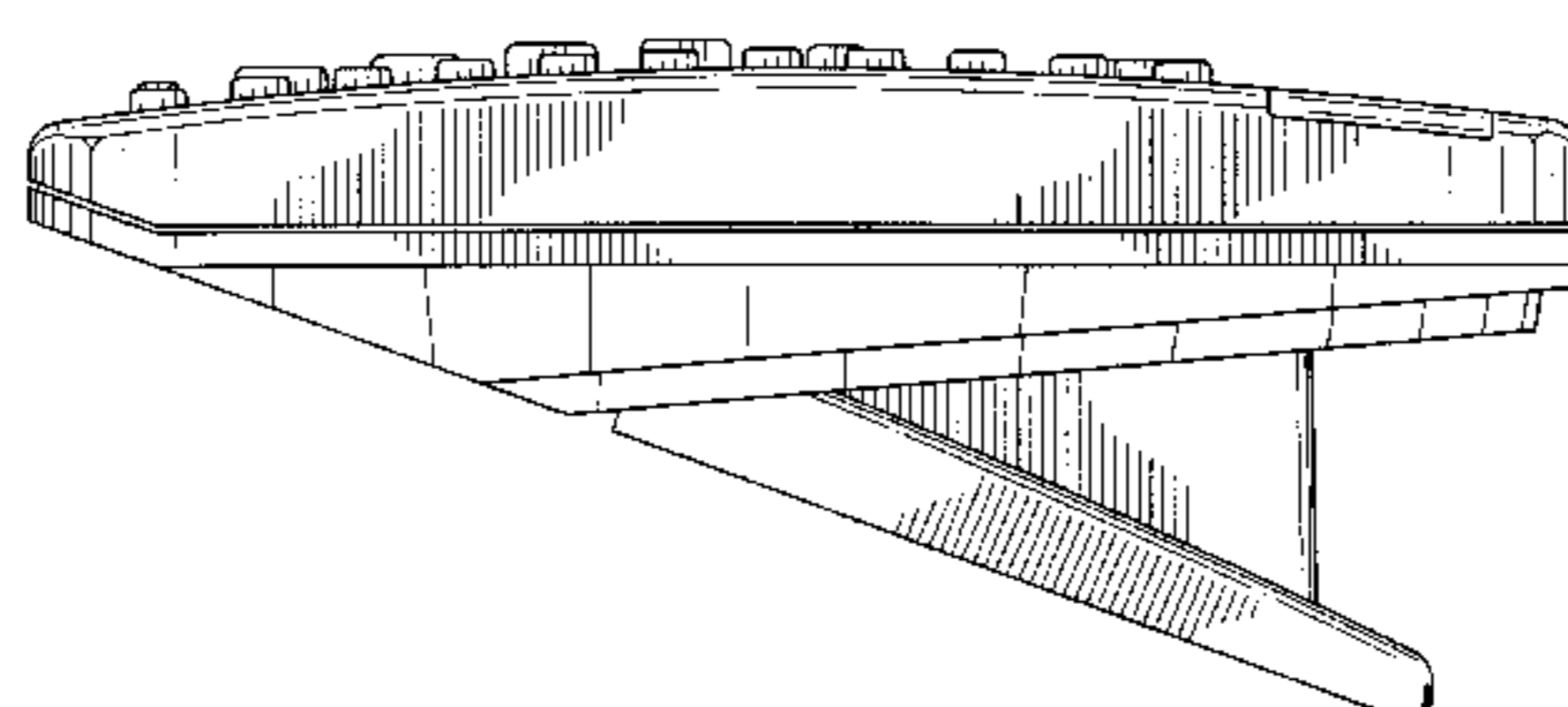
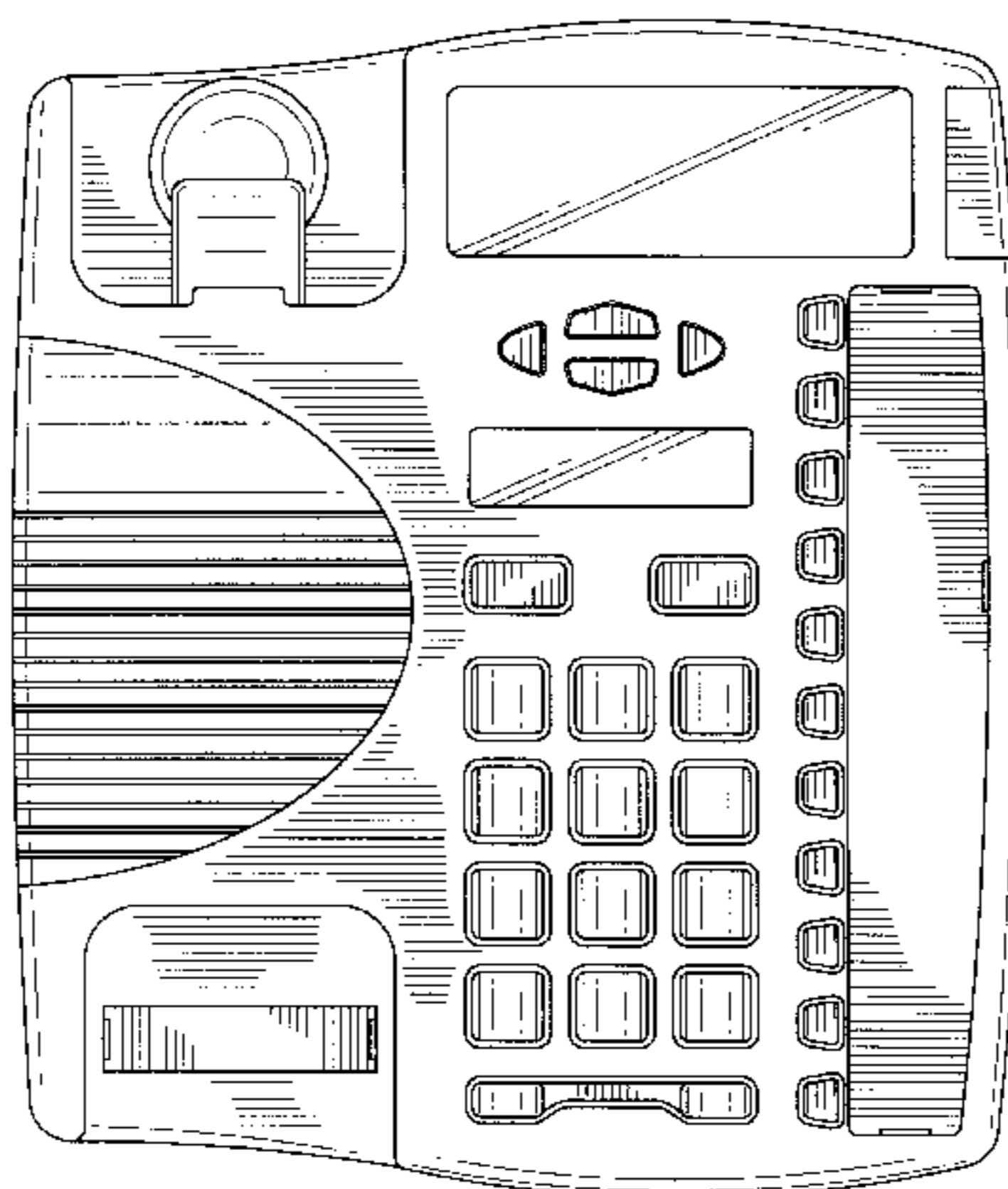
(57) **CLAIM**

The ornamental design for a telephone set, as shown and described.

**DESCRIPTION**

FIG. 1 is a front orthogonal view of a telephone set.  
 FIG. 2 is a right side orthogonal view of the telephone set of FIG. 1.  
 FIG. 3 is a left side orthogonal view of the telephone set of FIG. 1.  
 FIG. 4 is a rear orthogonal view of the telephone set of FIG. 1.  
 FIG. 5 is a top orthogonal view of the telephone set of FIG. 1; and,  
 FIG. 6 is a bottom orthogonal view of the telephone set of FIG. 1.

**1 Claim, 6 Drawing Sheets**



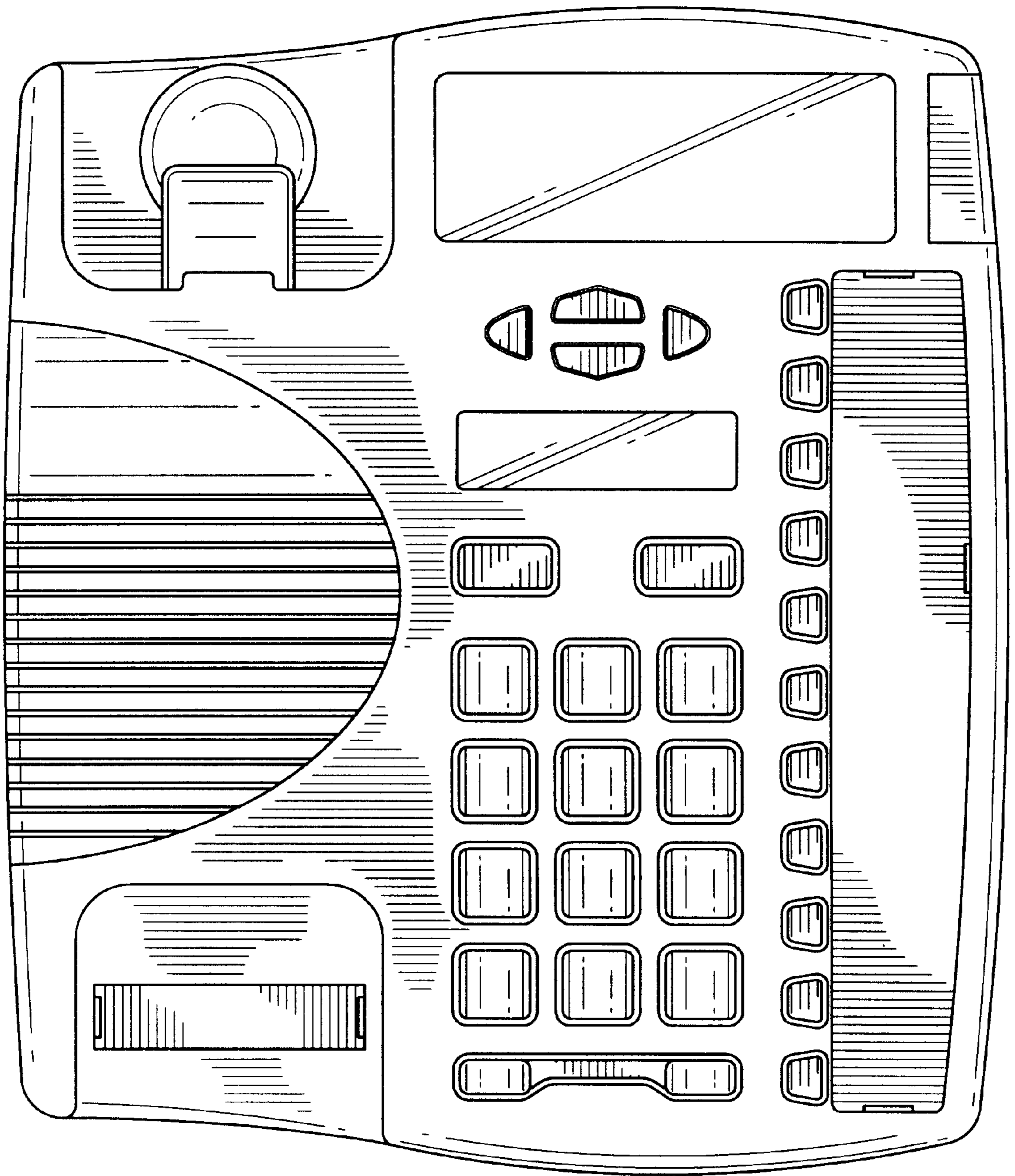


FIG. 1

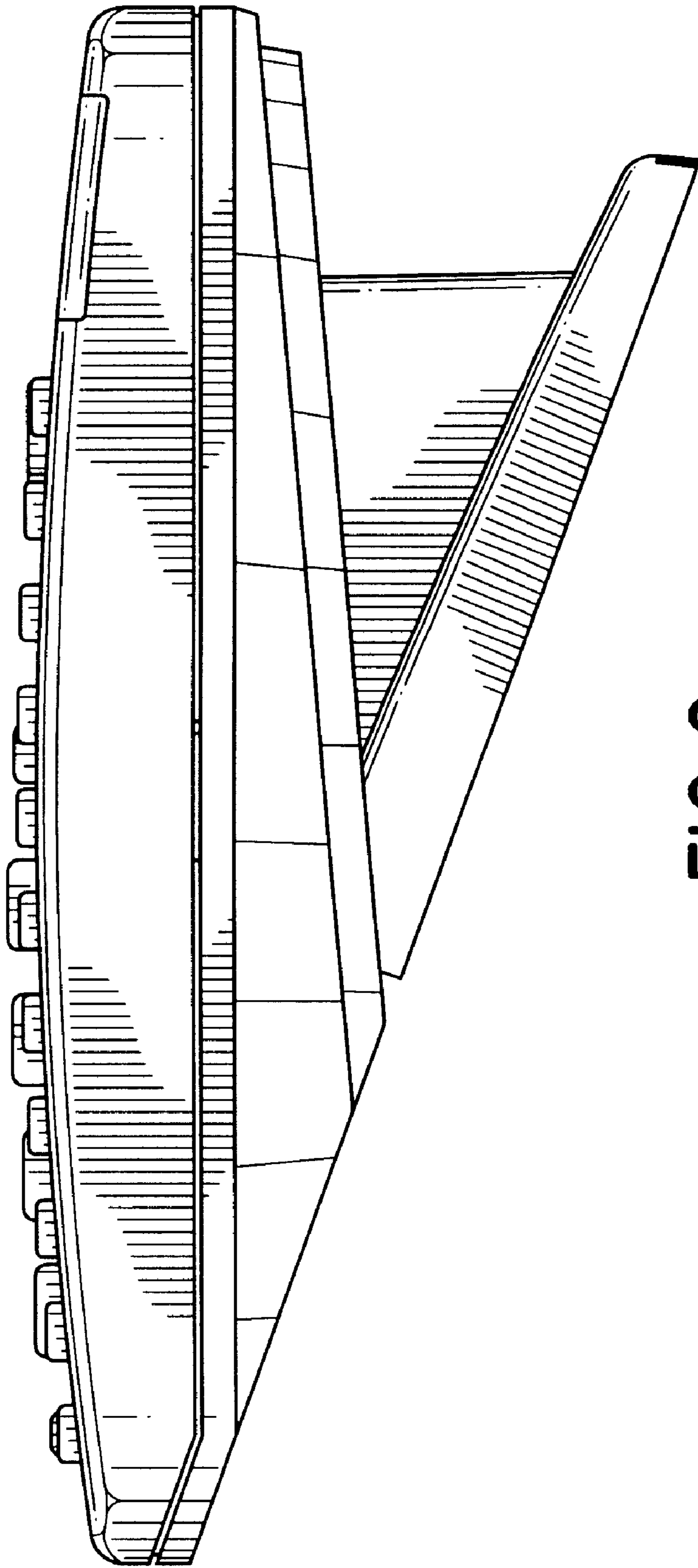


FIG. 2

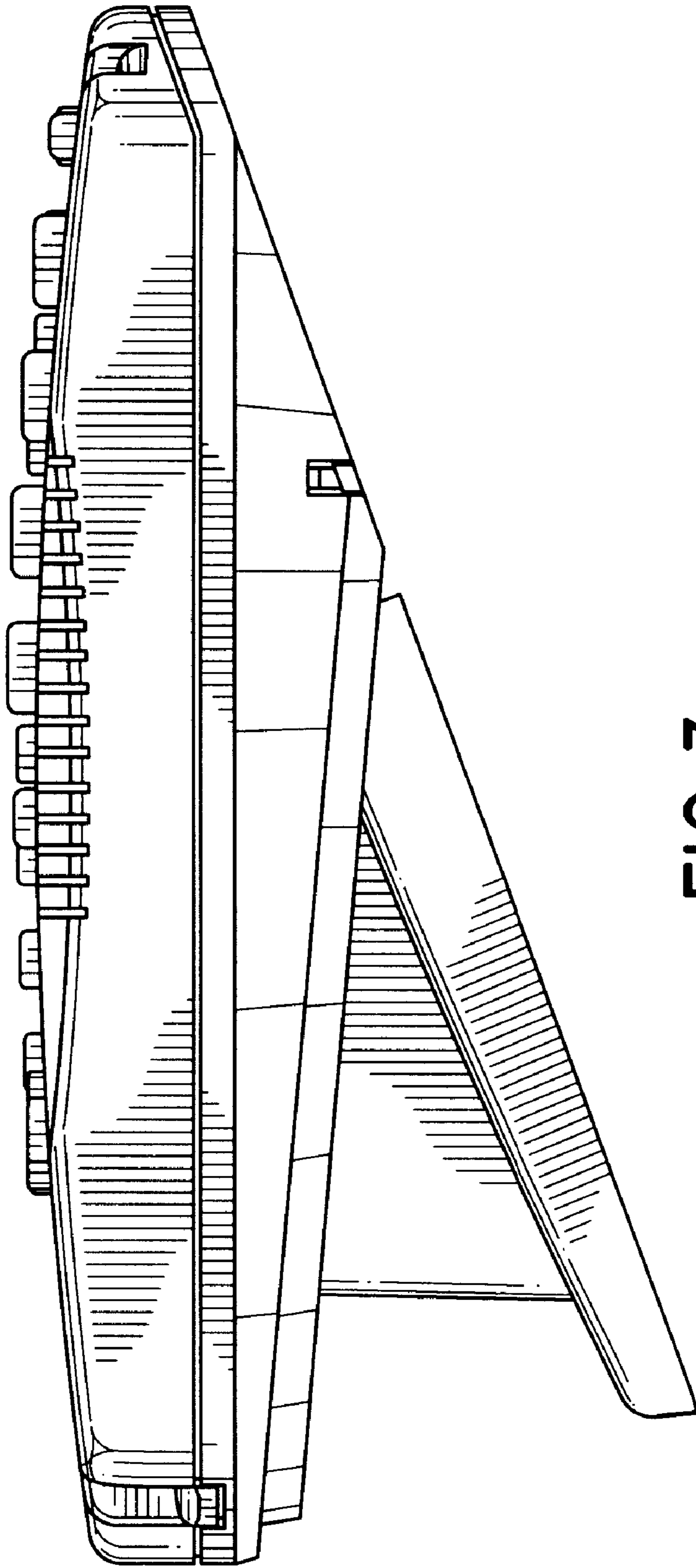


FIG. 3

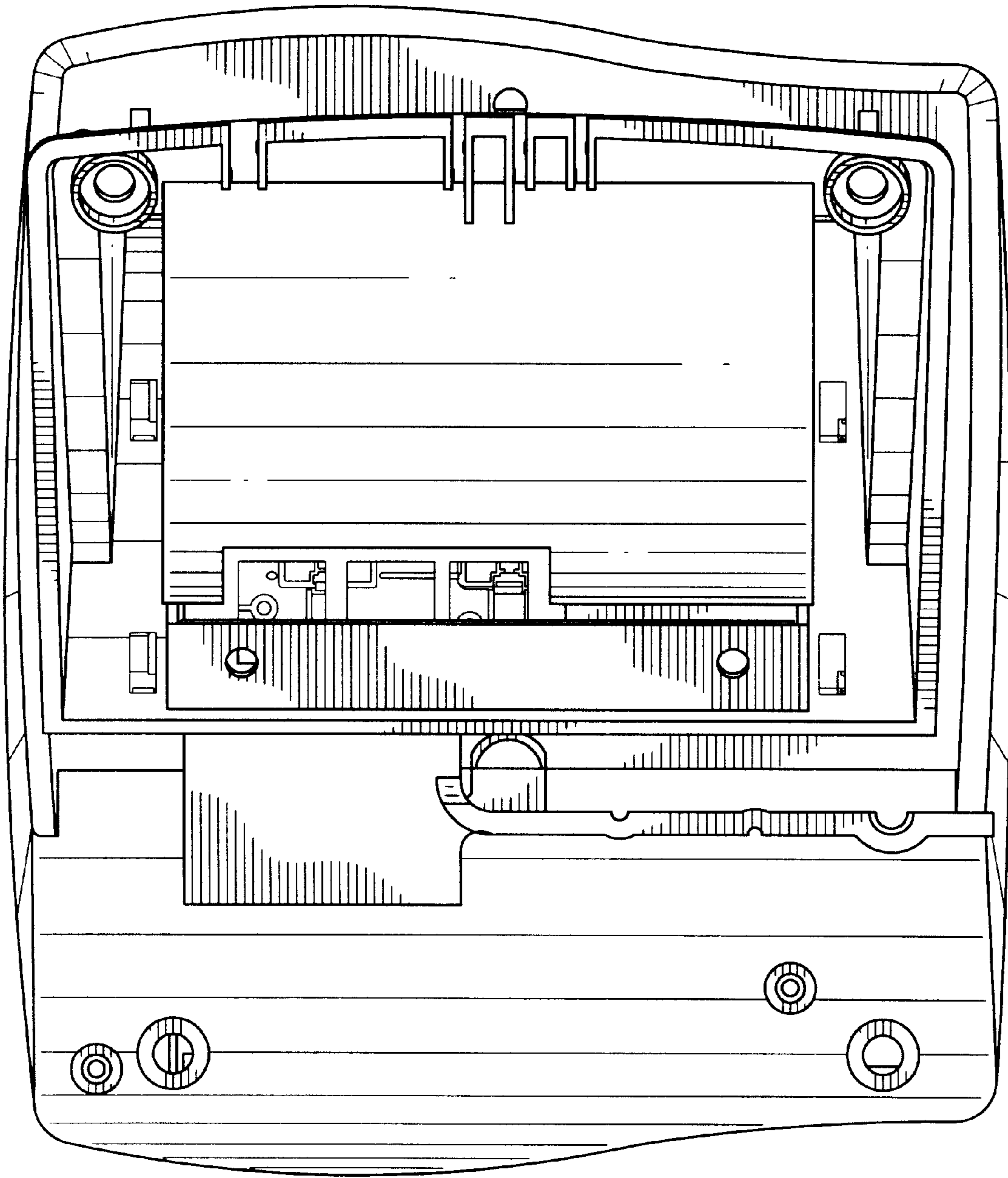


FIG.4

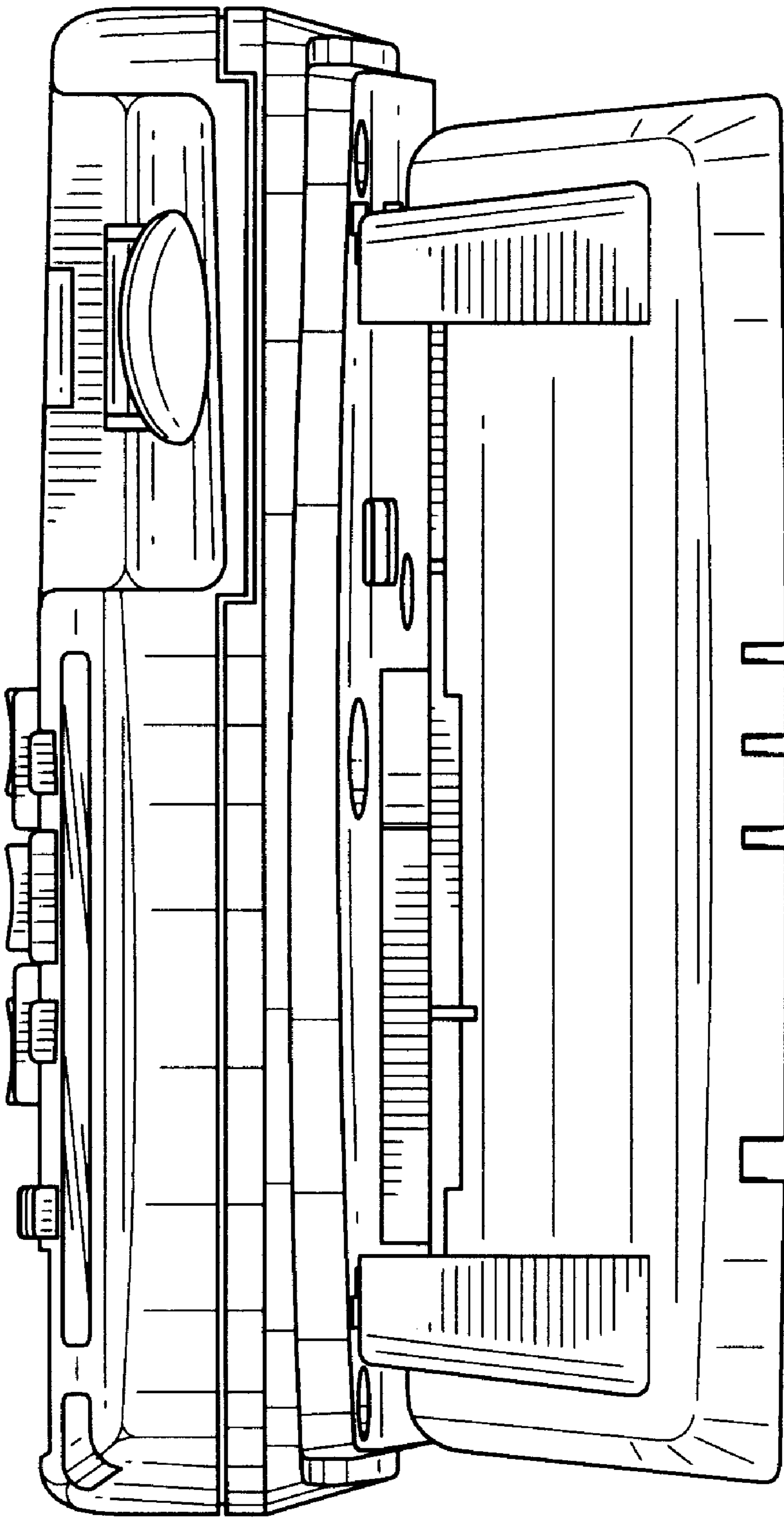


FIG. 5

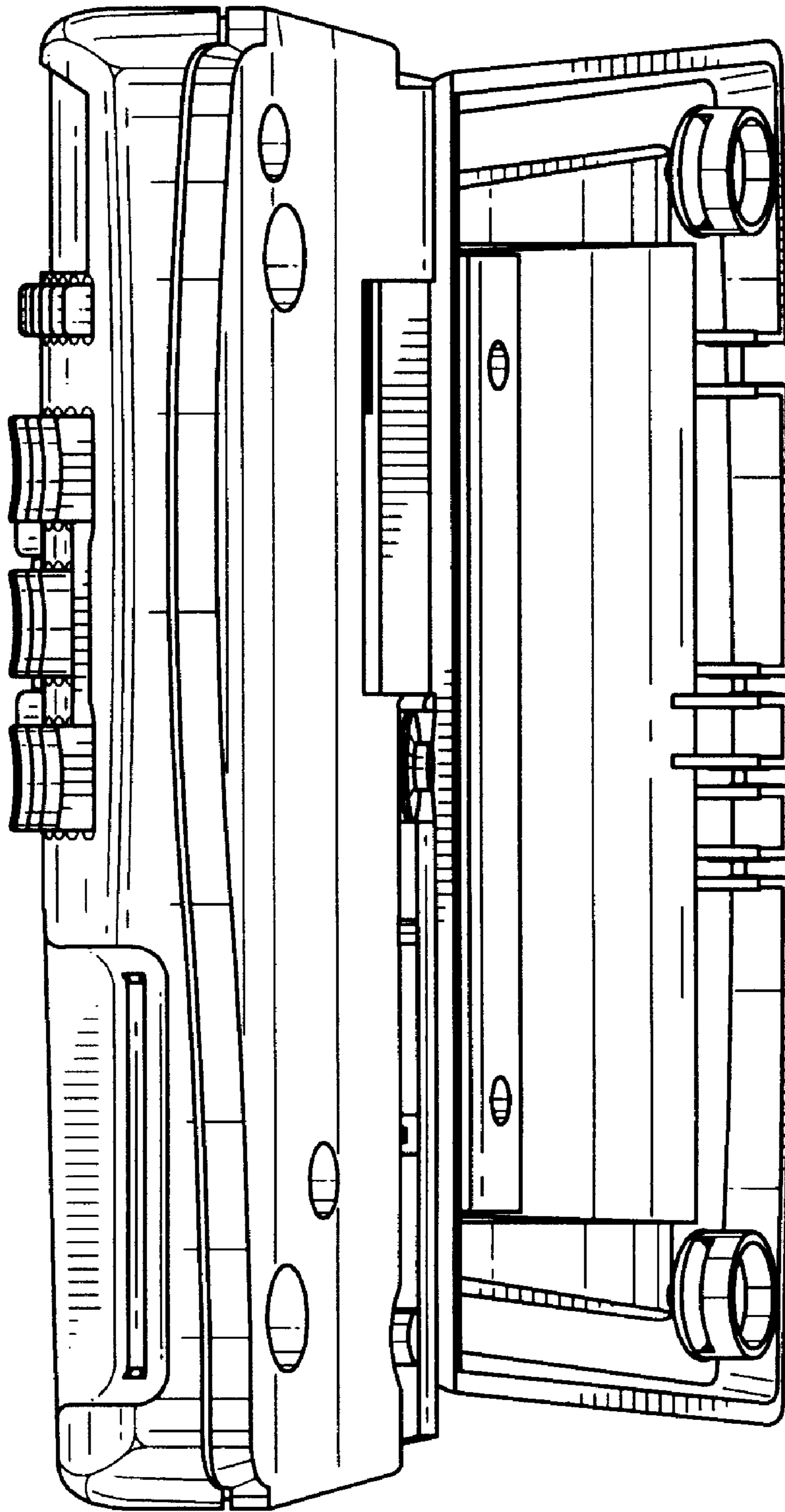


FIG. 6