



US00D464623S

(12) **United States Design Patent**
Pogagtetz et al.

(10) **Patent No.:** **US D464,623 S**

(45) **Date of Patent:** **** Oct. 22, 2002**

(54) **ADAPTER**

(75) Inventors: **Douglas J. Pogagtetz**, Arlington Heights, IL (US); **Kevin J. Schechtel**, Algonquin, IL (US); **William L. Bollig**, Elk Grove, IL (US); **Kathleen A. Stunkel**, Algonquin, IL (US); **Scott H. Wilson**, Evanston, IL (US)

(73) Assignee: **3Com Corporation**, Rolling Meadows, IL (US)

(**) Term: **14 Years**

(21) Appl. No.: **29/135,211**

(22) Filed: **Jan. 8, 2001**

(51) **LOC (7) Cl.** **13-03**

(52) **U.S. Cl.** **D13/123**

(58) **Field of Search** D13/123, 184;
D14/433, 240; 361/686, 730, 752

(56) **References Cited**

U.S. PATENT DOCUMENTS

4,908,637 A * 3/1990 Chung et al. 361/683 X
D339,807 S * 9/1993 Tattari et al. D14/240

D346,370 S * 4/1994 Hetfield et al. D13/184 X
5,793,606 A * 8/1998 Cabbage et al. 361/686 X
D412,322 S * 7/1999 Wu D14/114
6,049,453 A * 4/2000 Hulsebosch 361/686
D424,528 S * 5/2000 Dernehl D13/184
D431,230 S * 9/2000 Began D13/184
6,183,308 B1 * 2/2001 Laity 361/686 X
D453,154 S * 1/2002 Åstradsson D14/240

* cited by examiner

Primary Examiner—Joel Sincavage

(74) *Attorney, Agent, or Firm*—Baniak Pine & Gannon

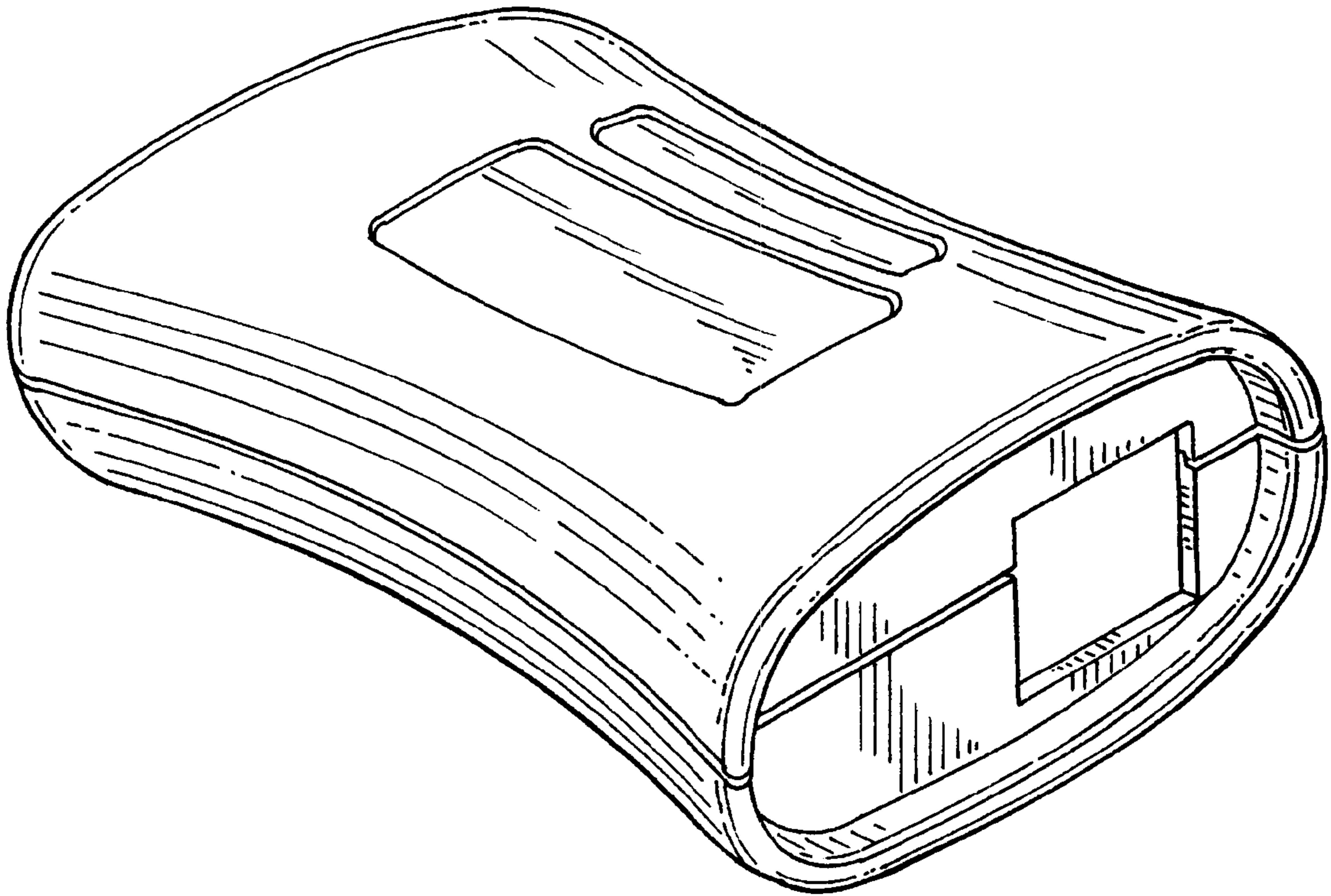
(57) **CLAIM**

The ornamental design for an adapter, as shown and described.

DESCRIPTION

FIG. 1 is a front light perspective view of an adapter;
FIG. 2 is a front view thereof;
FIG. 3 is a back view thereof;
FIG. 4 is a bottom view thereof;
FIG. 5 is a top view thereof;
FIG. 6 is a right side view thereof; and,
FIG. 7 is a left side view thereof.

1 Claim, 2 Drawing Sheets



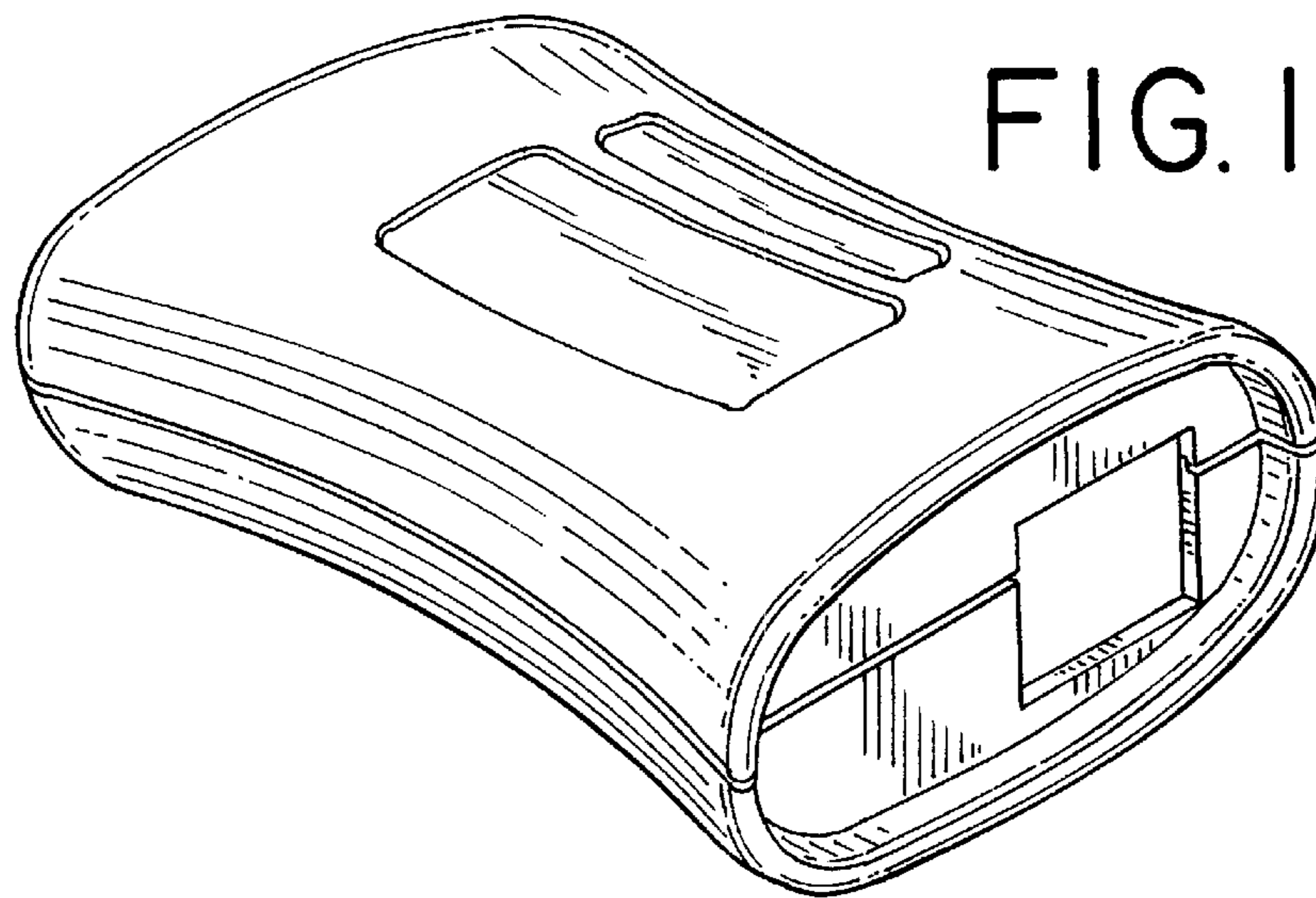


FIG. 2




FIG. 3




FIG. 4




FIG. 5

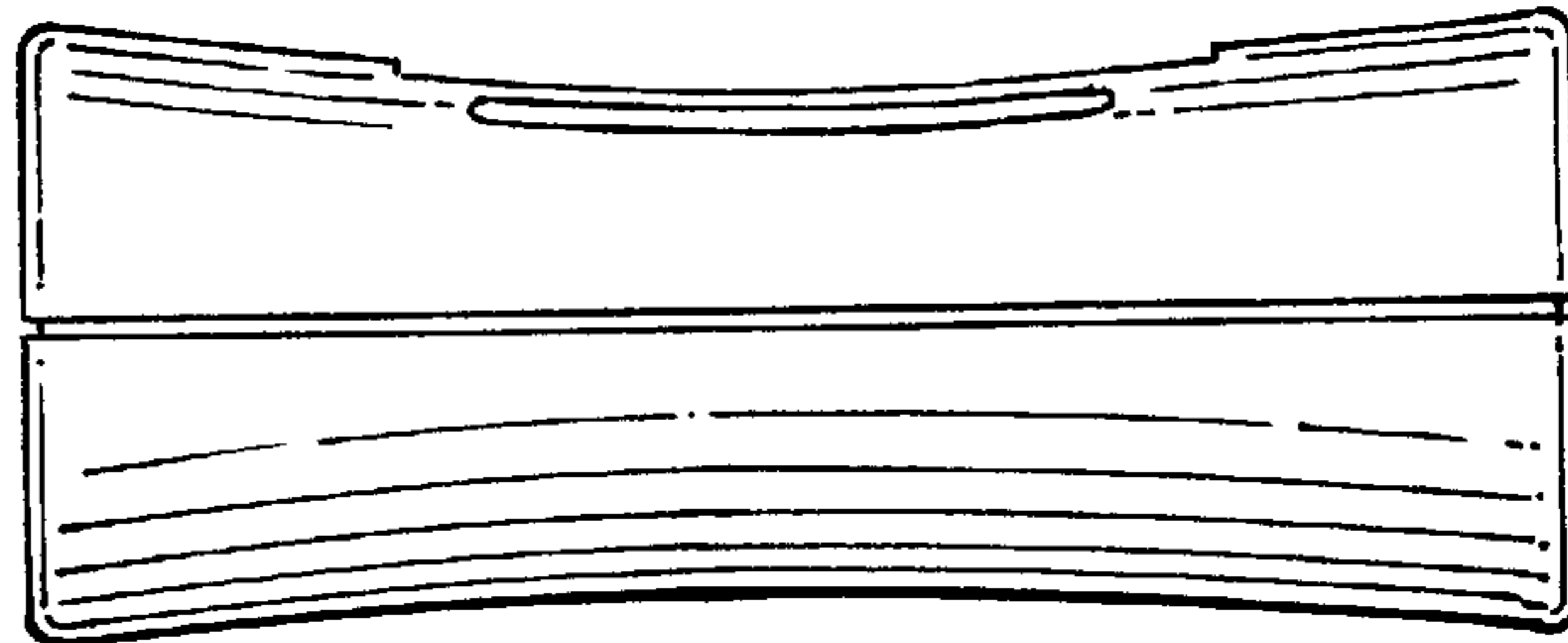


FIG. 6

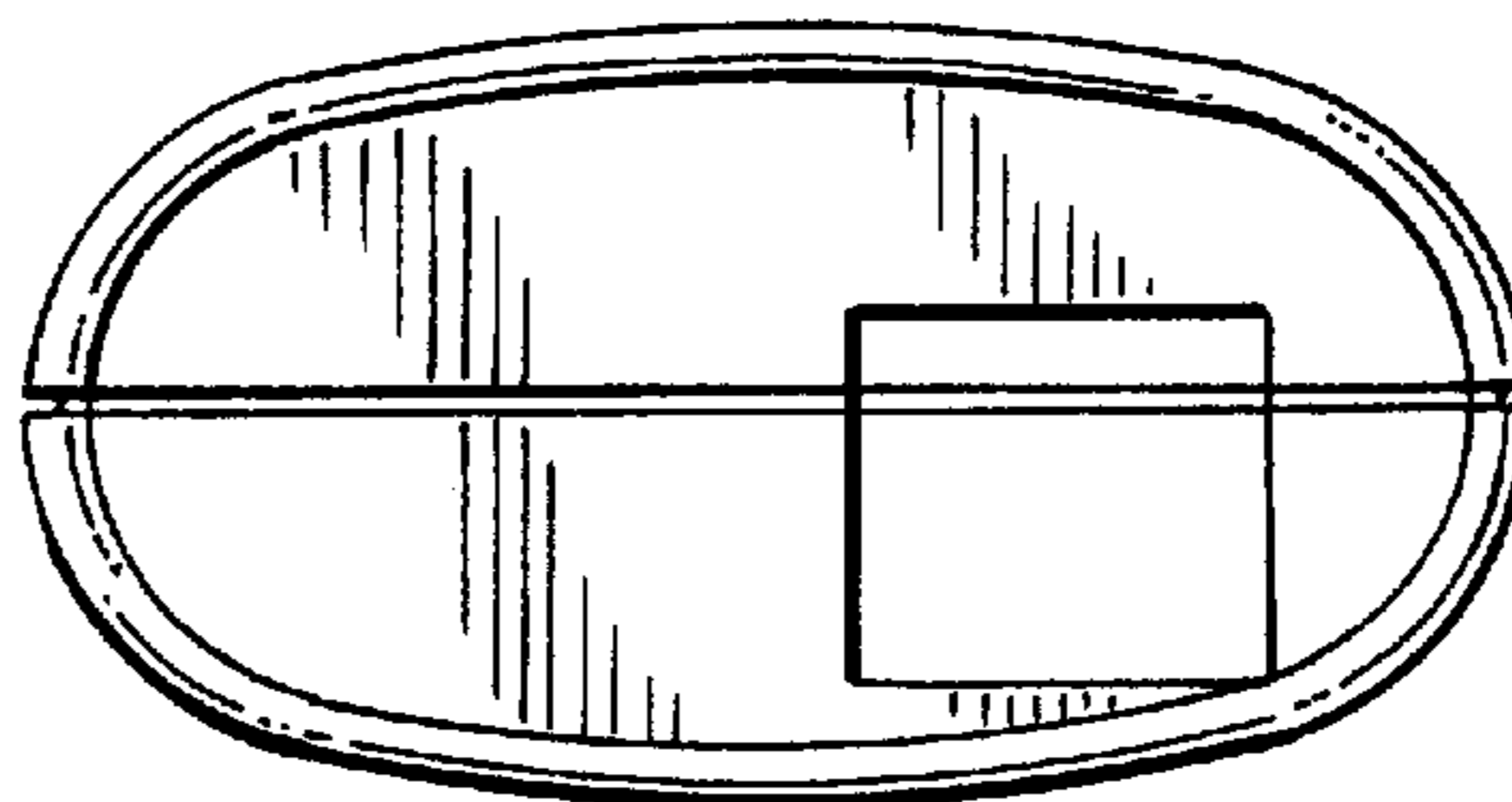


FIG. 7

