



US00D464621S

(12) **United States Design Patent**
Segawa

(10) **Patent No.:** **US D464,621 S**

(45) **Date of Patent:** **** Oct. 22, 2002**

(54) **MOTOR**

(75) **Inventor:** **Noboru Segawa, Tokyo (JP)**

(73) **Assignee:** **Nidec Copal Corporation, Tokyo (JP)**

(**) **Term:** **14 Years**

(21) **Appl. No.:** **29/126,617**

(22) **Filed:** **Jul. 20, 2000**

(51) **LOC (7) Cl.** **13-01**

(52) **U.S. Cl.** **D13/112**

(58) **Field of Search** **D13/112; 310/89,**
310/81

(56) **References Cited**

U.S. PATENT DOCUMENTS

5,107,155	A *	4/1992	Yamaguchi	310/81
D372,457	S *	8/1996	Okuyama et al.	D13/112
6,081,055	A *	6/2000	Narusawa	310/81
6,133,657	A *	10/2000	Semenik et al.	310/81
6,271,610	B1 *	8/2001	Ibata et al.	310/81

FOREIGN PATENT DOCUMENTS

EP		0955762		11/1999	
JP		05344700	A *	12/1993 H02K/7/075
JP		06098496	A *	4/1994 H02K/7/075
JP		07184248	A *	7/1995 H02K/7/075

JP		986252		4/1997	
JP		986252		5/1998	
JP		11-136327		5/1999	
JP		11-136901		5/1999	
JP		2000050559	A *	2/2000 H02K/7/075
JP		2000237683	A *	9/2000 H02K/7/075
JP		2000-312453		11/2000	
JP		2000-324763		11/2000	
JP		2001037150	A *	2/2001 H02K/7/075

* cited by examiner

Primary Examiner—Joel Sincavage

(74) *Attorney, Agent, or Firm*—Leydig, Voit & Mayer, Ltd.

(57) **CLAIM**

The ornamental design for a motor, as described and shown.

DESCRIPTION

FIG. 1 is a perspective view showing my new design of a motor;
 FIG. 2 is a front view thereof;
 FIG. 3 is a top plan view thereof;
 FIG. 4 is a bottom plan view thereof;
 FIG. 5 is a left side view thereof; and,
 FIG. 6 is a right side view thereof.
 The rear view of the design is symmetrical to the front view shown in FIG. 2.

1 Claim, 3 Drawing Sheets

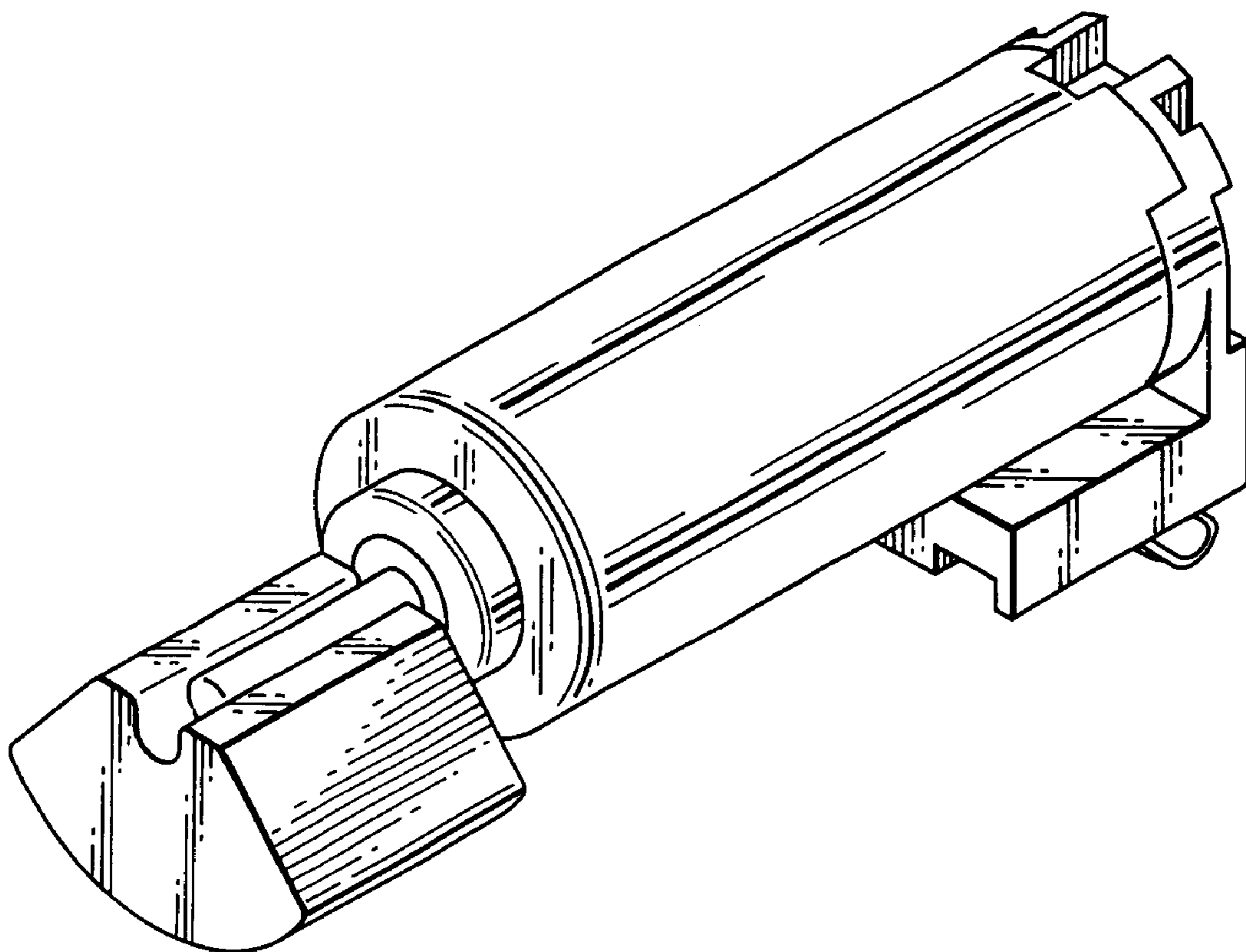


FIG. 1

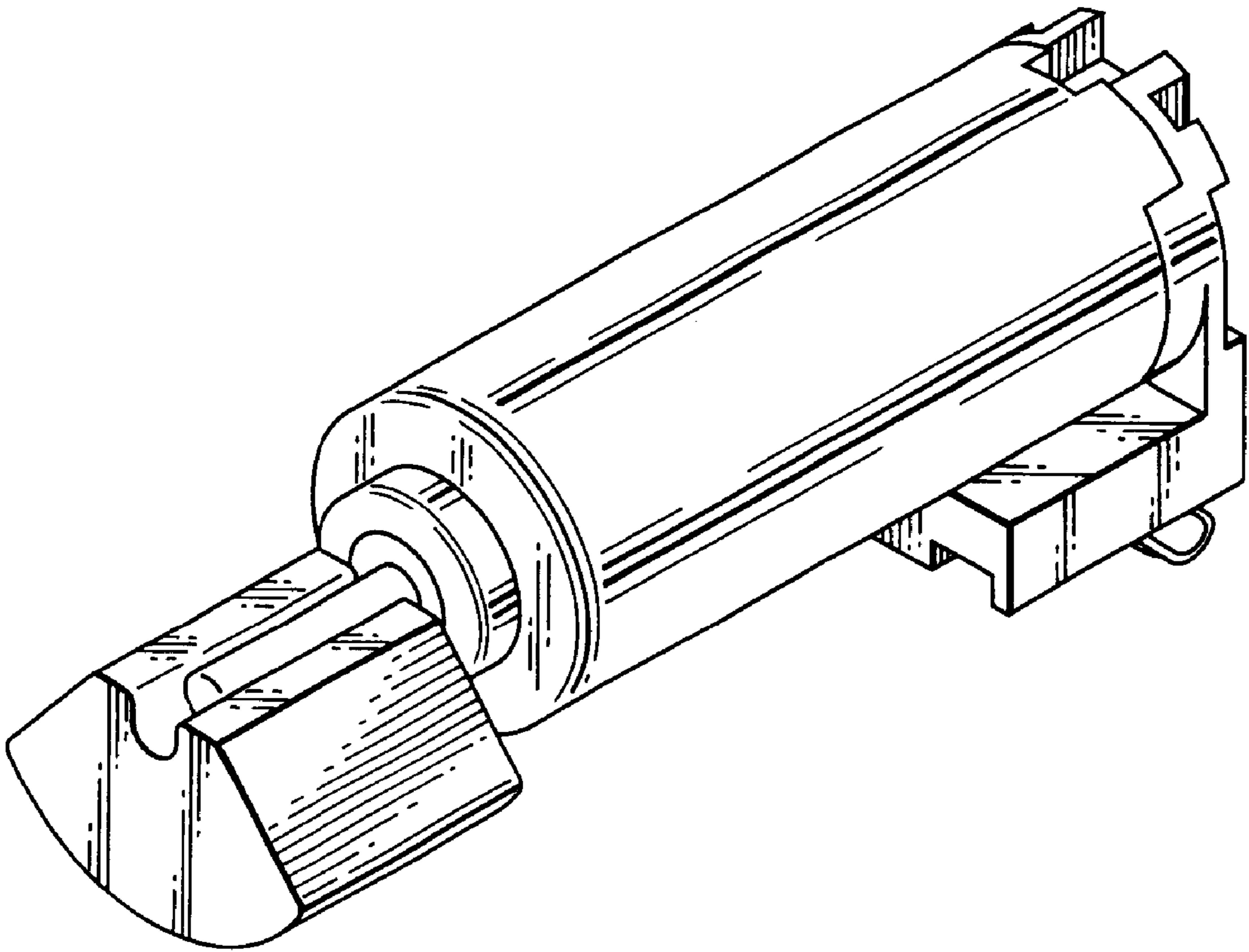


FIG.2




FIG.3




FIG. 4




FIG. 5

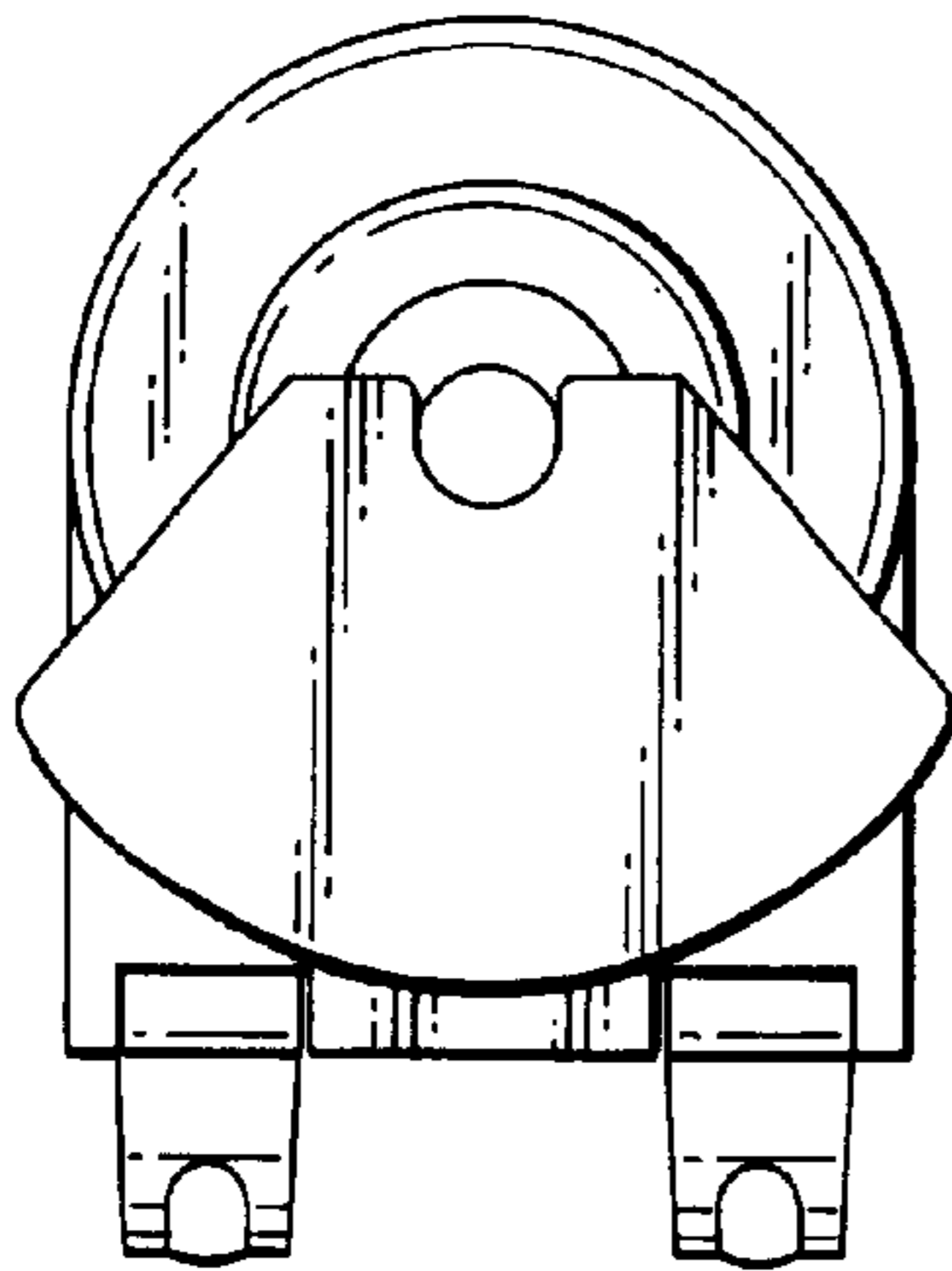


FIG. 6

