



US00D464611S

(12) **United States Design Patent**
Hutz et al.

(10) **Patent No.:** **US D464,611 S**

(45) **Date of Patent:** **** Oct. 22, 2002**

(54) **TIRE TREAD**

(75) Inventors: **John Anthony Hutz**, Greer, SC (US);
Michael Koussaie, Greer, SC (US)

(73) Assignee: **Michellin Recherche et Technique S.A.**, Granges-Paccot (CH)

(**) Term: **14 Years**

(21) Appl. No.: **29/151,461**

(22) Filed: **Nov. 8, 2001**

(51) **LOC (7) Cl.** **12-15**

(52) **U.S. Cl.** **D12/565**

(58) **Field of Search** D12/544, 546,
D12/547, 549, 551, 553, 554, 555, 558,
559, 560, 561, 562, 563, 564, 565, 566,
567, 579, 586, 588, 589, 590, 591, 595,
603; 152/209.1, 209.12, 209.13, 209.26,
209.27, 209.28

(56) **References Cited**

U.S. PATENT DOCUMENTS

D287,236 S	12/1986	Yonekura et al.	D12/140
D304,434 S	* 11/1989	Schuller	D12/561
D415,078 S	10/1999	Buresh	D12/141
D415,983 S	11/1999	Williams	D12/147
D418,782 S	1/2000	Williams	D12/147
D450,292 S	* 11/2001	Graas et al.	D12/539

OTHER PUBLICATIONS

Tread Design Guide, 1992, p. 21, BRIGADIER Ultra Tech GTV+4.

Tread Design Guide, 1992, p. 22, CASCADE Defender HRX and 50H.

Tread Design Guide, 1992, p. 42, GOODYEAR Eagle VR.

Tread Design Guide, 1999, p. 43, KUMHO KW 7400.

Tread Design Guide, 1999, p. 57, OHTSU HS401G.

Tread Design Guide, 2000. p. 26, DUNLOP SP Sport 8000.

Tread Design Guide, 2000, p. 69, TOYO Observe GP4.

Tread Design Guide, 2000, p. 21, CONTINENTAL/TAG 4000 H.

* cited by examiner

Primary Examiner—Robert M. Spear

(74) *Attorney, Agent, or Firm*—Martin Farrell; Felipe Farley; Alan A. Csontos

(57) **CLAIM**

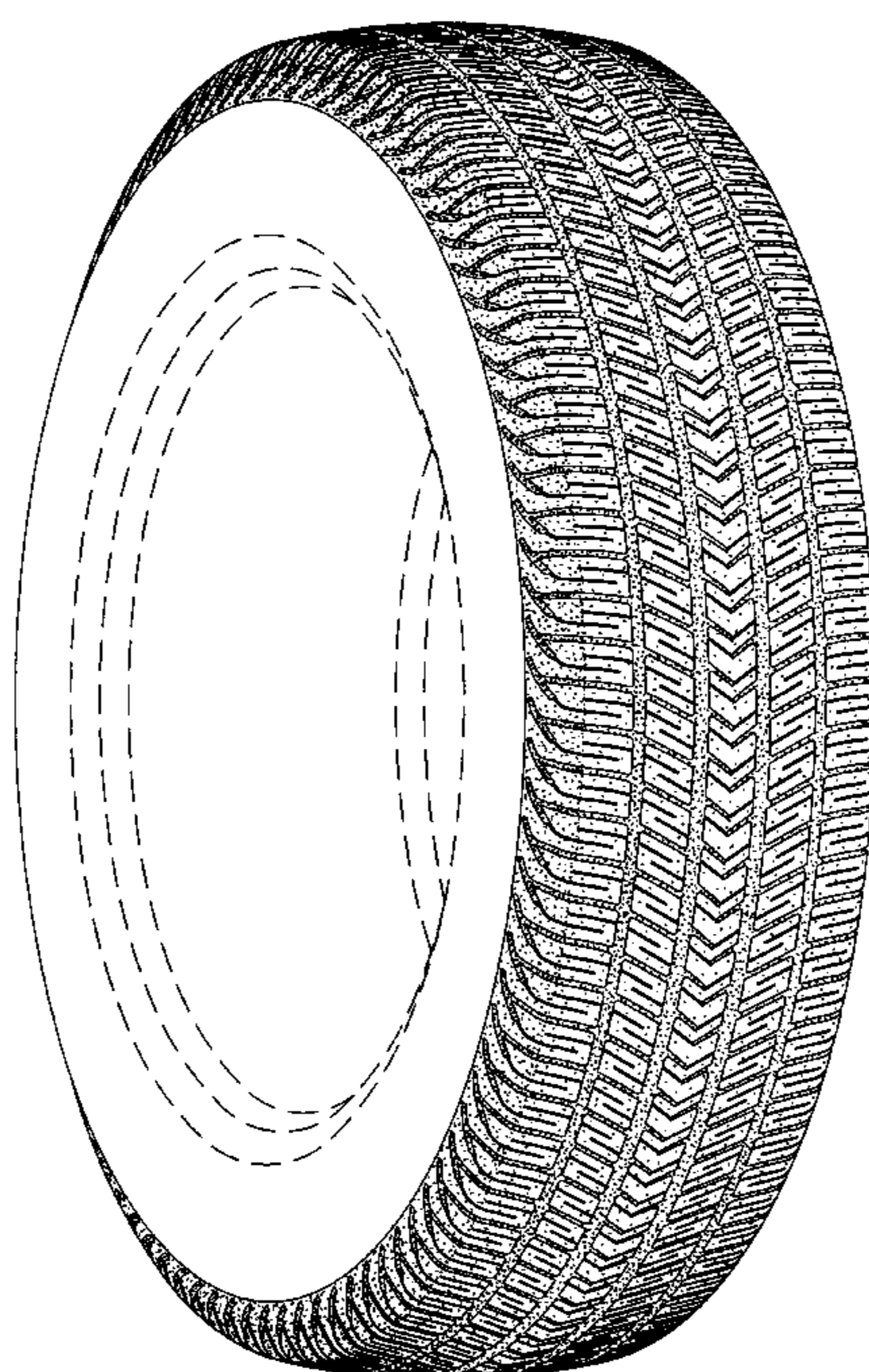
The ornamental design for a tire tread, as shown and described.

DESCRIPTION

FIG. 1 is a perspective view of a tire tread showing our new design, it being understood that a tread pattern is repeated over the outer circumference and shoulder of the tire, the opposite side perspective view being identical thereto; and, FIG. 2 is an enlarged fragmentary front elevation view of the tread pattern of FIG. 1.

In the drawings, the dark stippled surface shading represents the recessed portion of the tread grooves, having a depth as best shown along the right edge of FIG. 1. The broken line disclosure of a tire sidewall and inner bead is for illustrative purposes only and forms no part of the claimed design.

1 Claim, 2 Drawing Sheets



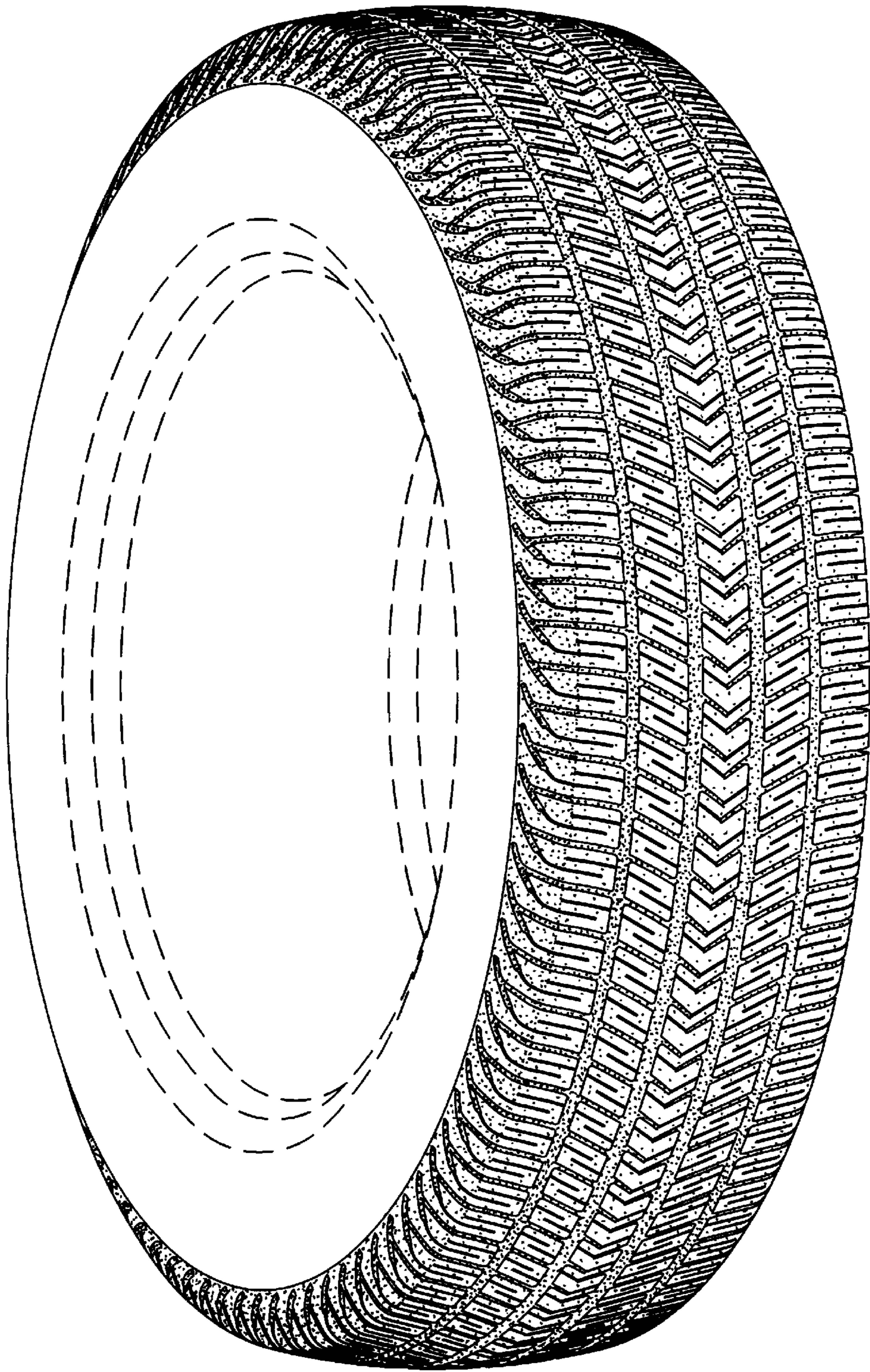


Fig. 1

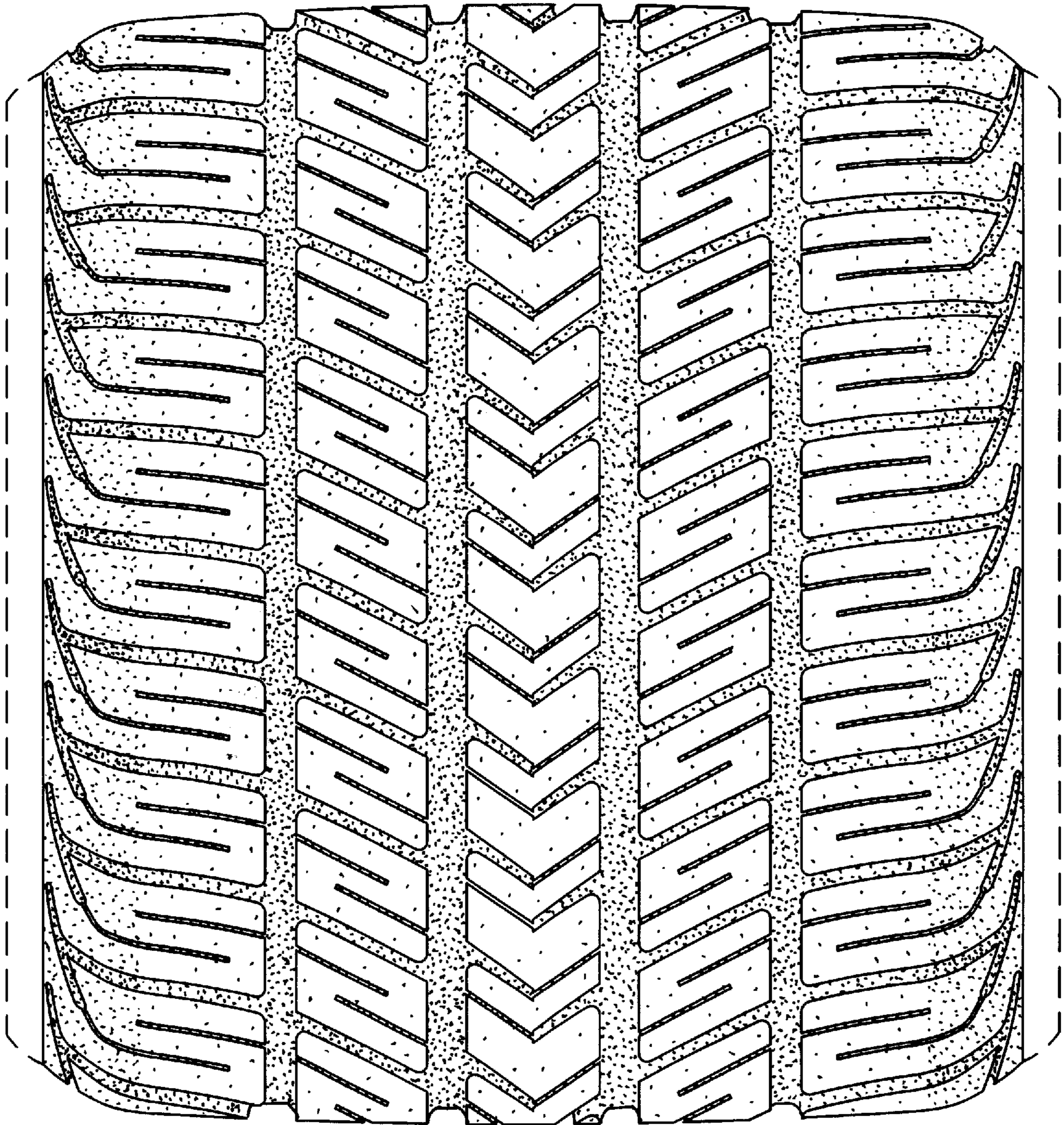


Fig. 2