



US00D464610S

(12) **United States Design Patent** (10) **Patent No.:** **US D464,610 S**
Demagall et al. (45) **Date of Patent:** **** Oct. 22, 2002**

(54) **TIRE TREAD**

D388,370 S 12/1997 Young et al. D12/146
D397,647 S 9/1998 Young D12/146

(75) Inventors: **Christine Ann Demagall**, Medina, OH (US); **Teddy Ben Cowling**, Akron, OH (US); **Arthur Webster Magee**, Akron, OH (US); **Simon Shyhwen Wang**, Hudson, OH (US)

OTHER PUBLICATIONS

Yokohama Geolander M/T Tire, 2000 Tread Design Guide, 1/200, P. 118. 1/3.*
Atlas (U.S.) Roadmark Drive Radial I Tire, 2000 Tread Design Guide, 1/200, P. 120. 2/3.*
Double Coin TR 100 Tire, 2000 Tread Design Guide, 1/200, P. 127. 1/1.*
Temco Nato Lug Tire, 2000 Tread Design Guide, 1/200, P. 153. 1/3.*

(73) Assignee: **The Goodyear Tire & Rubber Company**, Akron, OH (US)

(**) Term: **14 Years**

(21) Appl. No.: **29/147,549**

* cited by examiner

(22) Filed: **Aug. 30, 2001**

Primary Examiner—Robert M. Spear
(74) *Attorney, Agent, or Firm*—David L. King

(51) **LOC (7) Cl.** **12-15**

(52) **U.S. Cl.** **D12/559**

(58) **Field of Search** D12/544, 546, 547, 549, 551, 553, 554, 555, 558, 559, 560, 561, 562, 563, 564, 565, 566, 567, 579, 586, 588, 589, 590, 591, 595, 603; 152/209.1, 209.12, 209.13, 209.26, 209.27, 209.28

(57) **CLAIM**

The ornamental Design for a tire tread, as shown and described.

DESCRIPTION

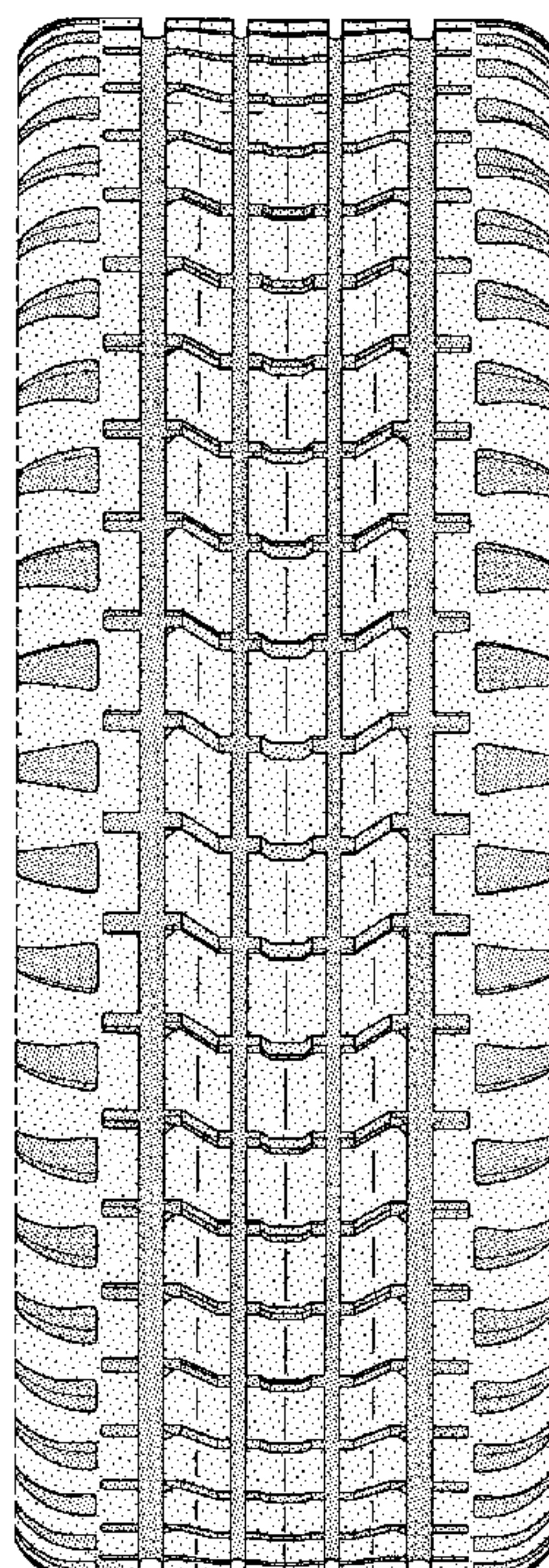
FIG. 1 is a perspective view of a tire tread showing our new design, it being understood that the pattern repeats uniformly throughout the circumference of the tread; FIG. 2 is a front elevational view thereof; FIG. 3 is a side elevational view thereof, the opposite side elevational view being a mirror image thereof; and, FIG. 4 is an enlarged fragmentary perspective view. In the drawings, the broken lines defining the peripheral boundary between the tire tread and the sidewall are for illustrative purposes only and form no part of the claimed design.

(56) **References Cited**

U.S. PATENT DOCUMENTS

2,770,279 A * 11/1956 Harrison 152/209.28
D237,480 S * 11/1975 Poks et al. D12/542
D284,178 S * 6/1986 Kawabata et al. D12/567
4,823,855 A * 4/1989 Goergen et al. 152/209.18
D340,892 S 11/1993 Loeffler D12/146
5,295,087 A * 3/1994 Yoshida et al. 152/209.2
D355,151 S 2/1995 Hagmaier D12/146
D385,237 S * 10/1997 Schuster D12/562

1 Claim, 4 Drawing Sheets



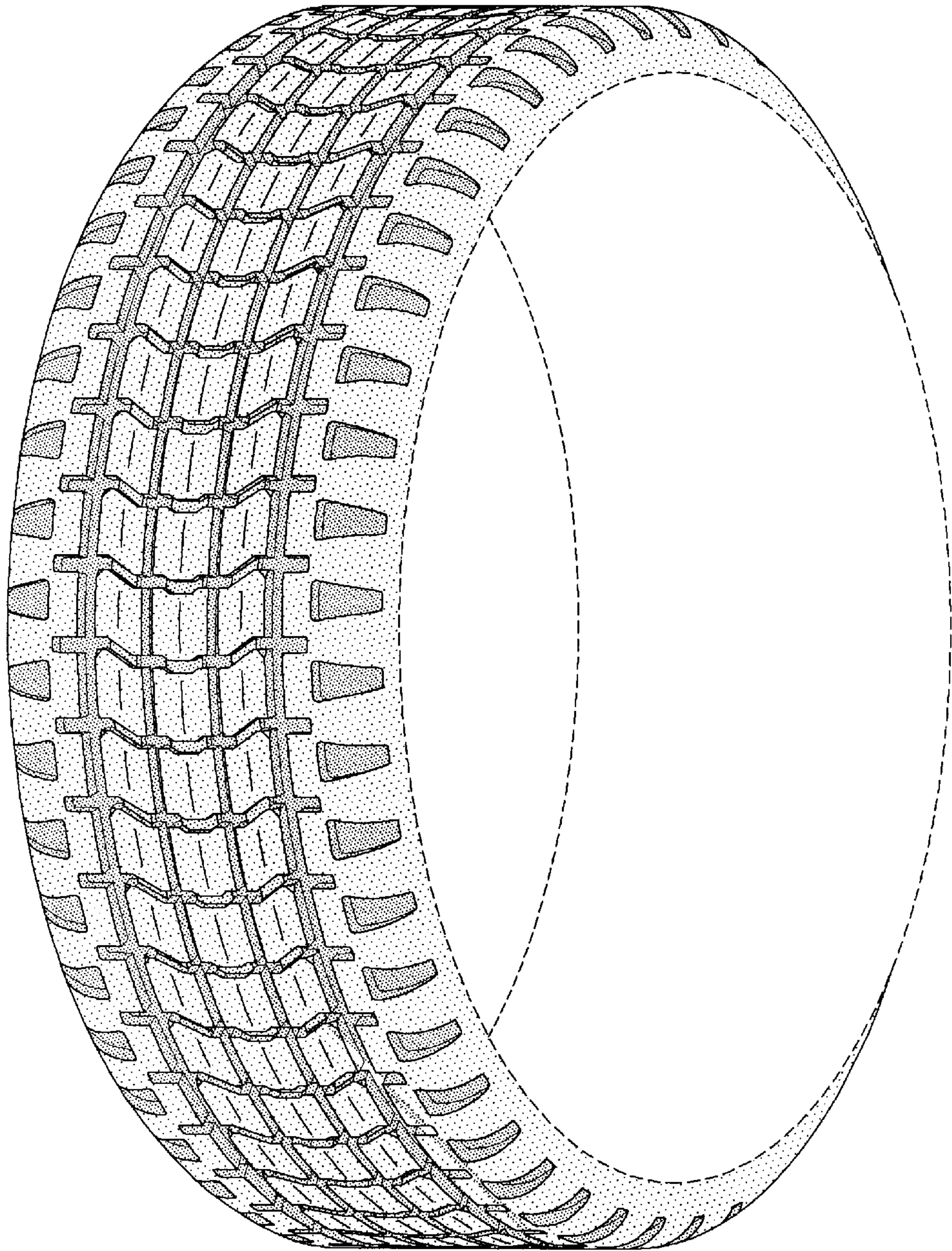


FIG-1

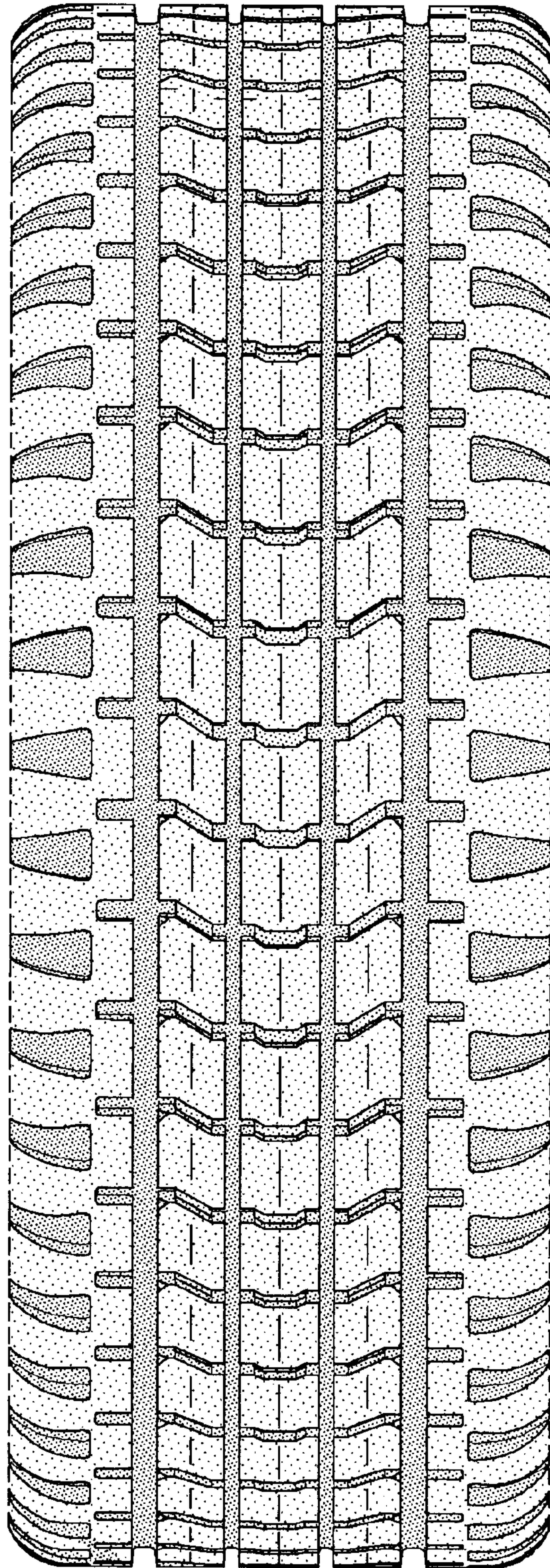


FIG-2

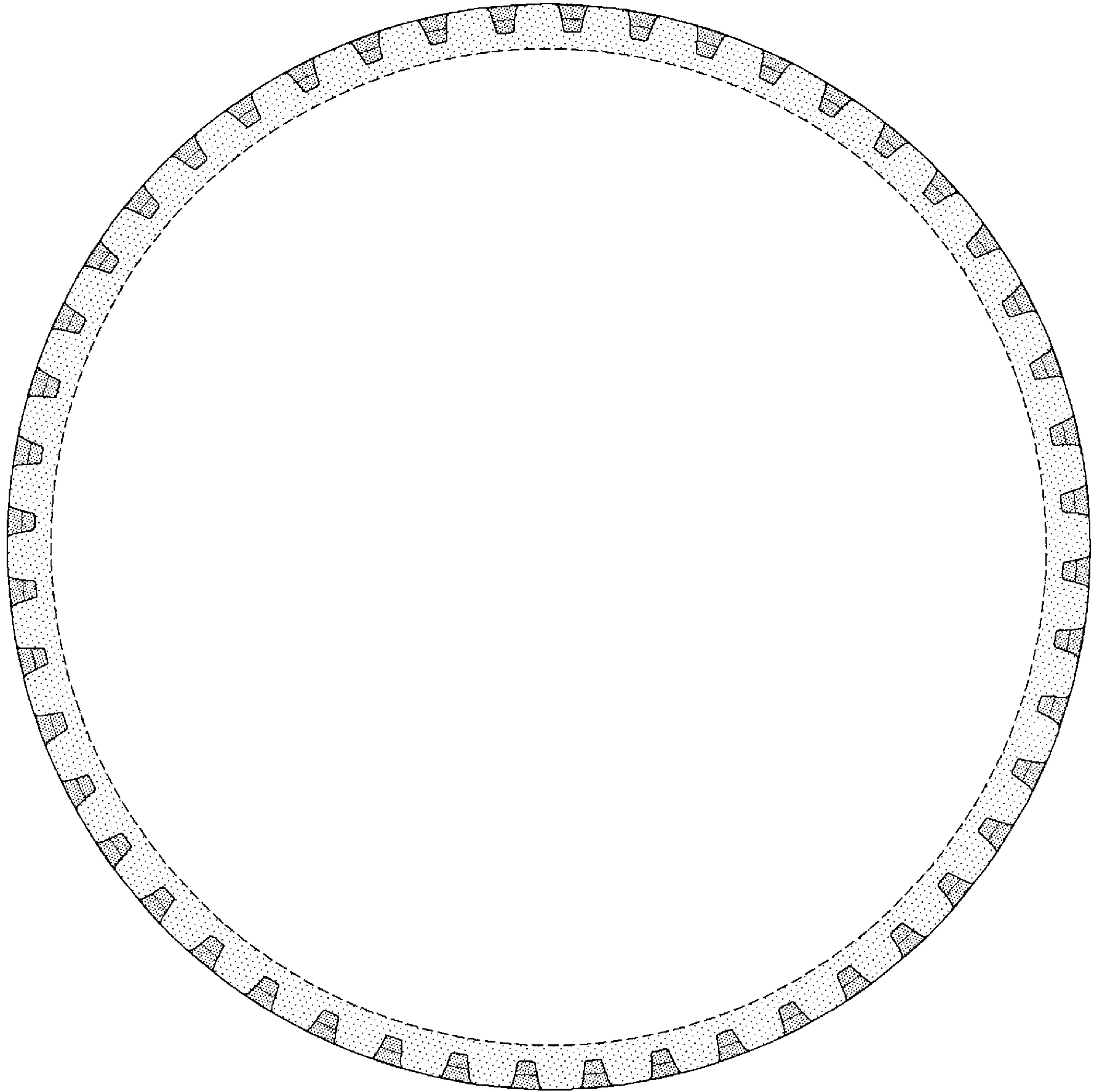


FIG-3

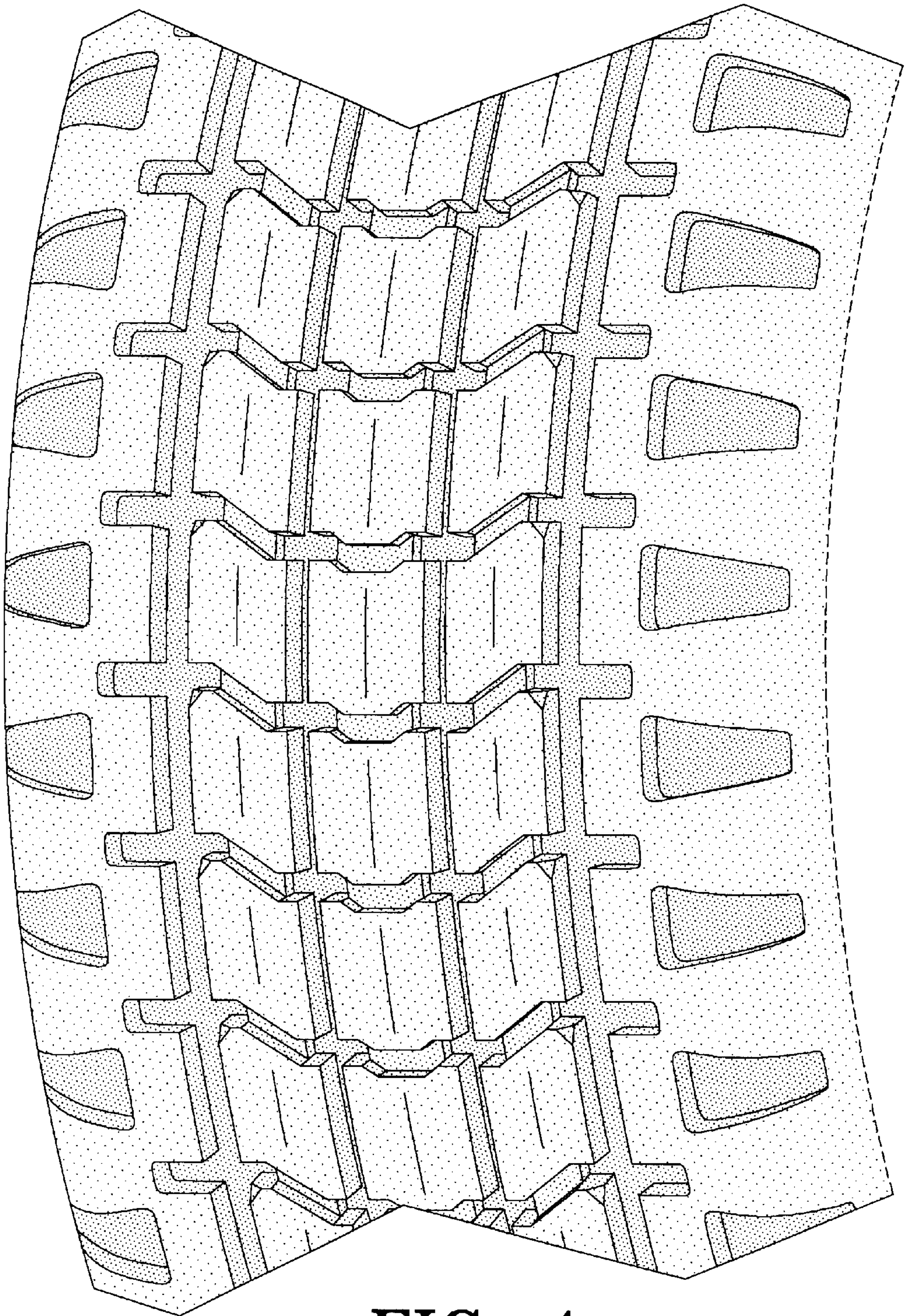


FIG-4