



US00D464607S

(12) **United States Design Patent**
Liu et al.

(10) **Patent No.:** **US D464,607 S**

(45) **Date of Patent:** **** Oct. 22, 2002**

(54) **TIRE**

(75) Inventors: **Yu-Ren Liu**, Chang-Hua Hsien (TW);
Cheng-Fan Yang, Tainan Hsien (TW)

(73) Assignees: **Link Treasure Limited**, Tortola (VG);
Innova Rubber Co., Ltd., Chang-Hua (TW)

(**) Term: **14 Years**

(21) Appl. No.: **29/154,675**

(22) Filed: **Jan. 29, 2002**

(30) **Foreign Application Priority Data**

Aug. 10, 2001 (TW) 090305228

(51) **LOC (7) Cl.** **12-15**

(52) **U.S. Cl.** **D12/503; D12/535**

(58) **Field of Search** D12/503, 506,
D12/534, 535, 537, 551, 555, 556, 559,
564, 565, 586, 591, 594, 600, 601; 152/209.1,
209.11, 209.13, 209.16, 209.28

(56) **References Cited**

U.S. PATENT DOCUMENTS

D398,885 S * 9/1998 Ratliff, Jr. D12/503

OTHER PUBLICATIONS

Bridgestone SCS Hoop B01 Street Tire, 1999 Tread Design Guide, Feb. 1999, p. 211. 1/3.*

Bridgestone Battlax BT-020 Tire. top right illustration, Motorcycle Accessory Warehouse Catalog, Apr. 30, 2001. p. 49.*

* cited by examiner

Primary Examiner—Robert M. Spear

(74) *Attorney, Agent, or Firm*—Birch, Stewart, Kolasch & Birch, LLP

(57) **CLAIM**

The ornamental design for a tire, as shown and described.

DESCRIPTION

FIG. 1 is a perspective view of a tire showing our new design;

FIG. 2 is right side elevational view thereof;

FIG. 3 is a top view thereof;

FIG. 4 is front view thereof;

FIG. 5 is a bottom view thereof;

FIG. 6 is a left side elevational view thereof; and,

FIG. 7 is a rear view thereof.

1 Claim, 7 Drawing Sheets





FIG. 1




FIG. 2




FIG. 3

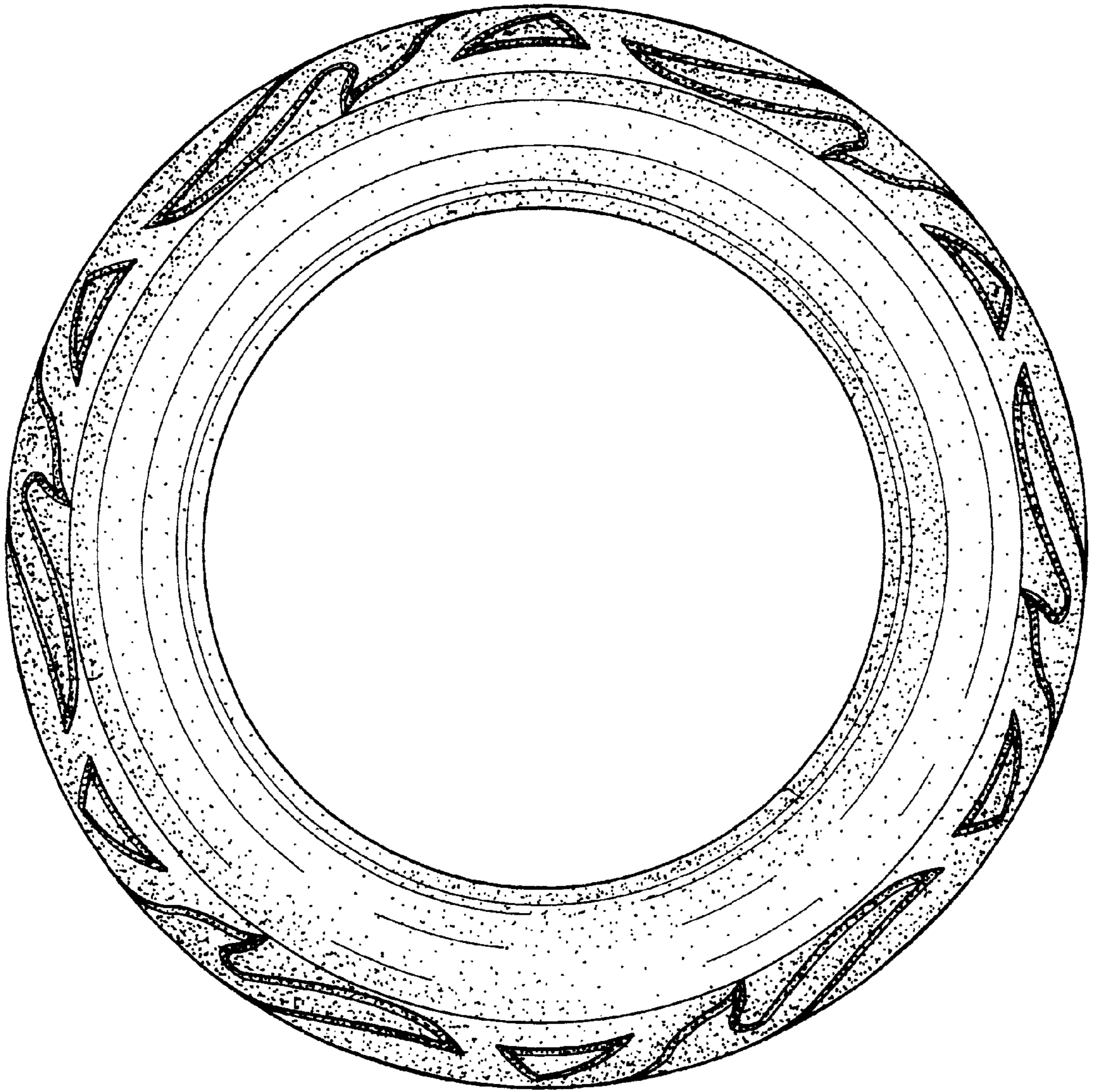


FIG. 4




FIG. 5




FIG. 6

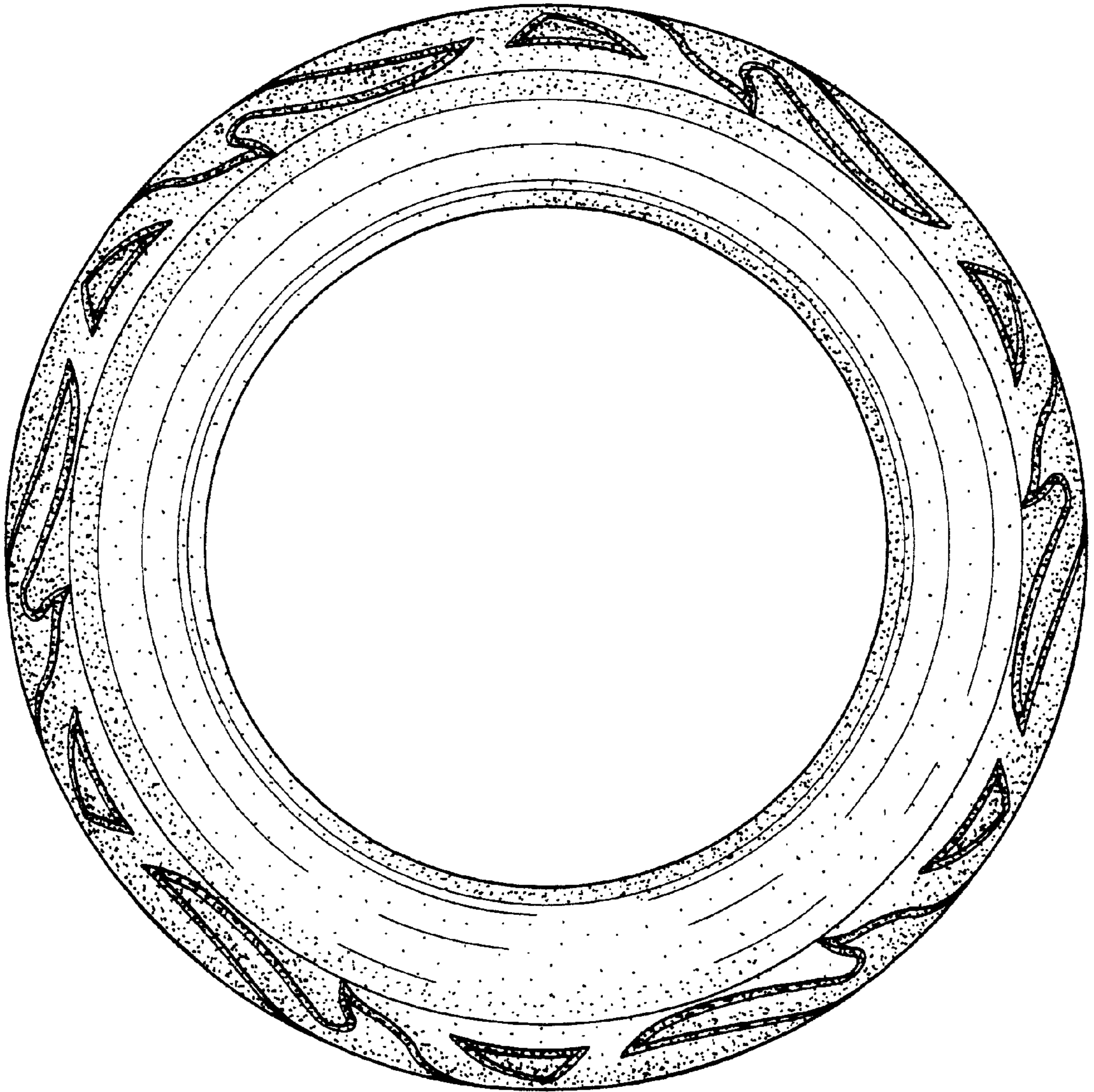


FIG. 7