



US00D464600S

(12) **United States Design Patent**
Chen

(10) **Patent No.:** **US D464,600 S**

(45) **Date of Patent:** **** Oct. 22, 2002**

(54) **WINDSHIELD WIPER**

(76) **Inventor:** **Chung Fu Chen**, PO Box 82-144,
Taipei (TW)

(**) **Term:** **14 Years**

(21) **Appl. No.:** **29/155,191**

(22) **Filed:** **Feb. 7, 2002**

(51) **LOC (7) Cl.** **12-06**

(52) **U.S. Cl.** **D12/219**

(58) **Field of Search** D12/219, 220;
15/250.31-250.33, 250.351, 250.38, 250.4,
250.41, 250.201, 250.451-250.454

(56) **References Cited**

U.S. PATENT DOCUMENTS

D347,610 S	*	6/1994	Charet et al.	D12/219
D370,654 S	*	6/1996	Kim	D12/219
D378,365 S	*	3/1997	Fitzgerald et al.	D12/219
D390,823 S	*	2/1998	Baranowski et al.	D12/220
D398,281 S	*	9/1998	Juran et al.	D12/219

D427,134 S	*	7/2000	Lee	D12/219
D434,715 S	*	12/2000	Wang	D12/219
D442,537 S	*	5/2001	Kim	D12/219
D443,245 S	*	6/2001	Kim	D12/219

* cited by examiner

Primary Examiner—Stacia Cadmus

(74) *Attorney, Agent, or Firm*—Leong C. Lei

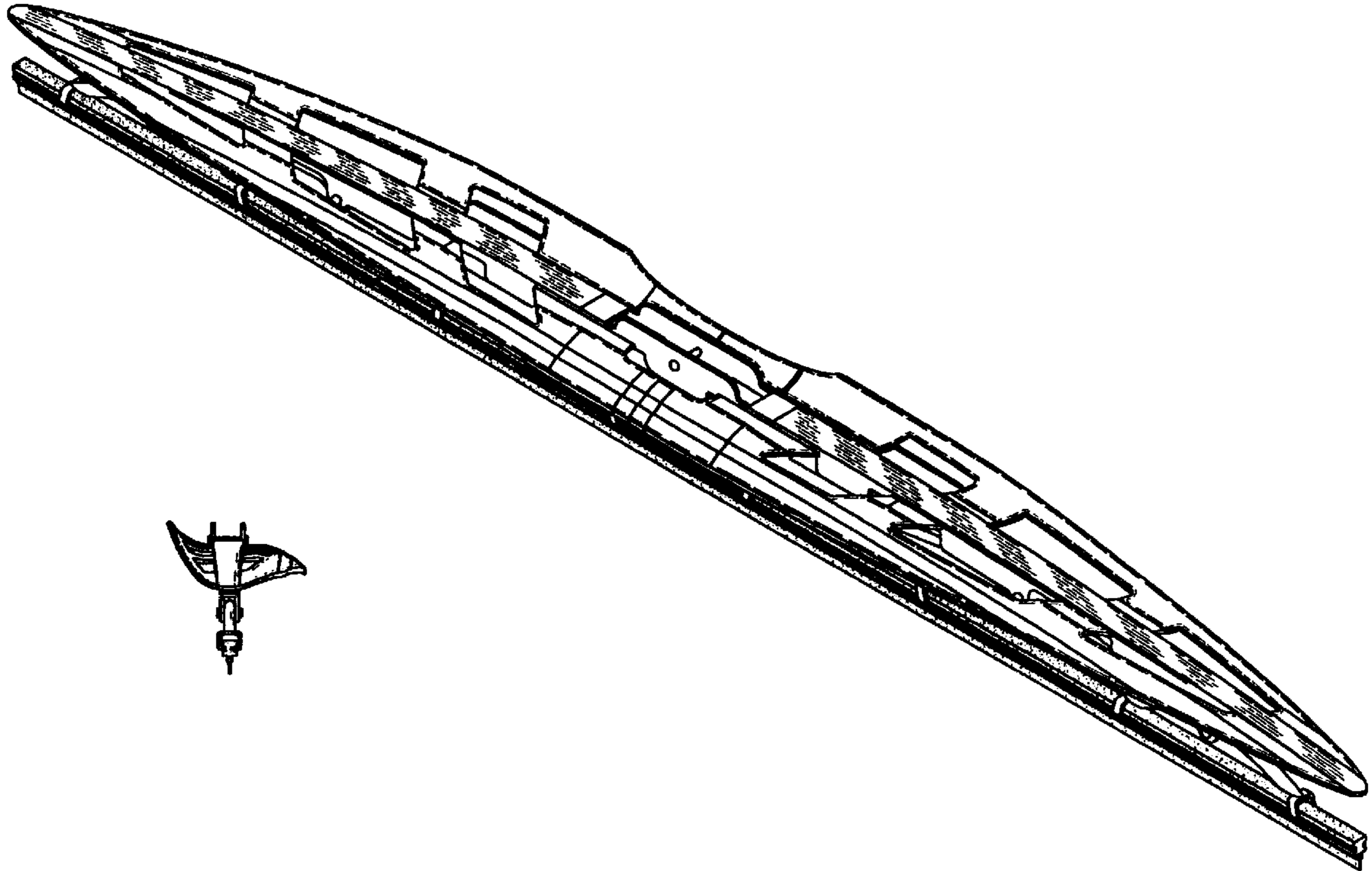
(57) **CLAIM**

The ornamental design for a windshield wiper, as shown and described.

DESCRIPTION

FIG. 1 is a perspective view of a windshield wiper showing my new design;
FIG. 2 is a front side elevation view thereof;
FIG. 3 is a rear side elevation view thereof;
FIG. 4 is a left side elevation view thereof;
FIG. 5 is a right side elevation view thereof;
FIG. 6 is a top plan view thereof; and,
FIG. 7 is a bottom plan view thereof.

1 Claim, 4 Drawing Sheets



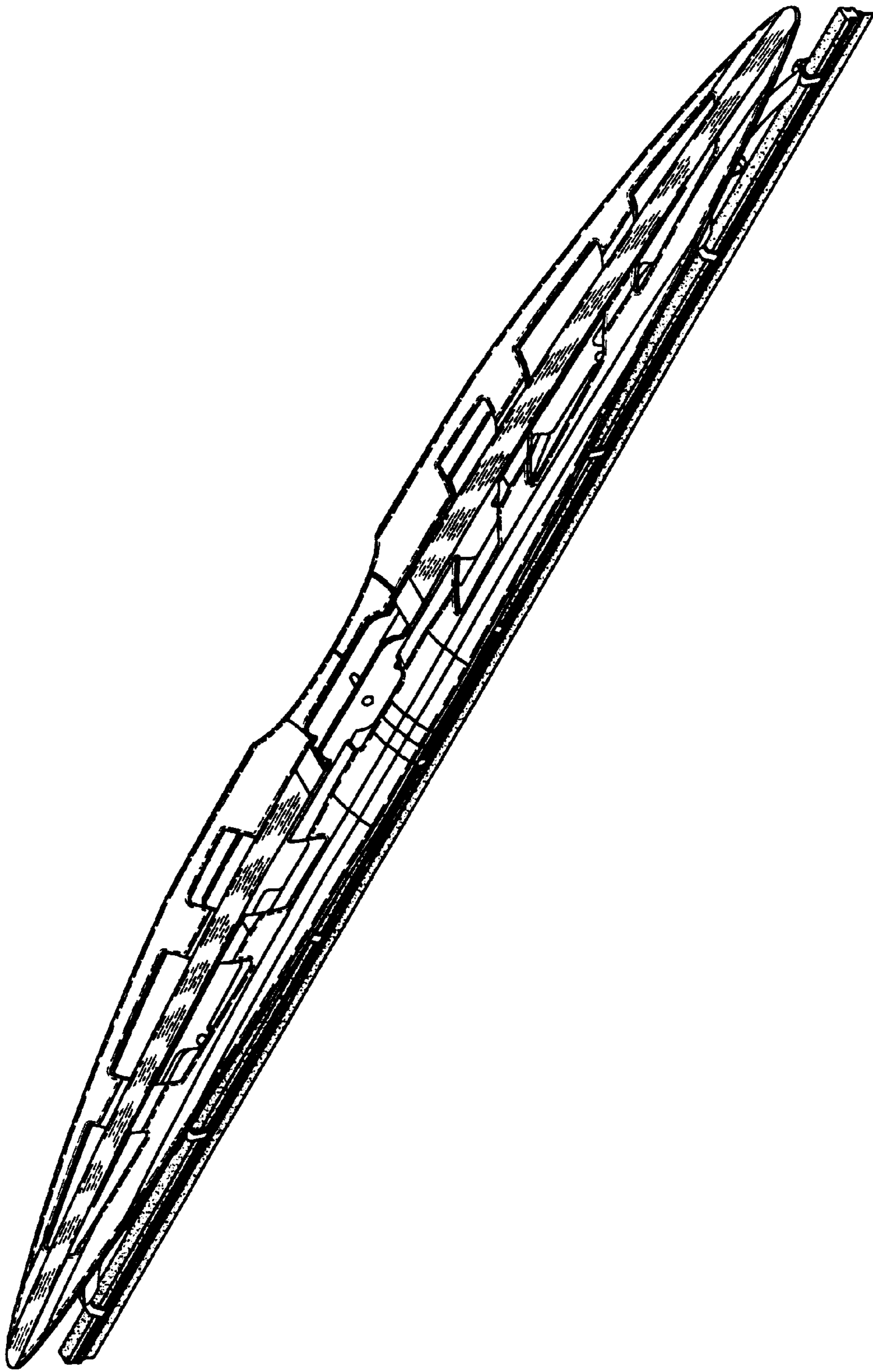


FIG 1

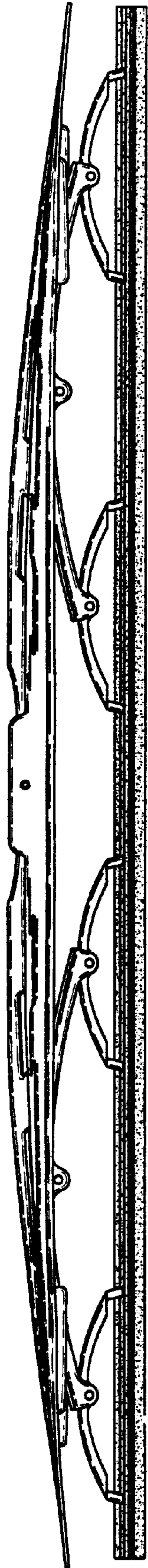


FIG 2

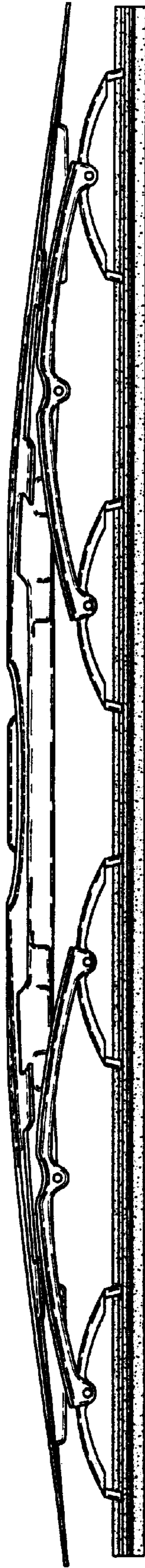


FIG 3

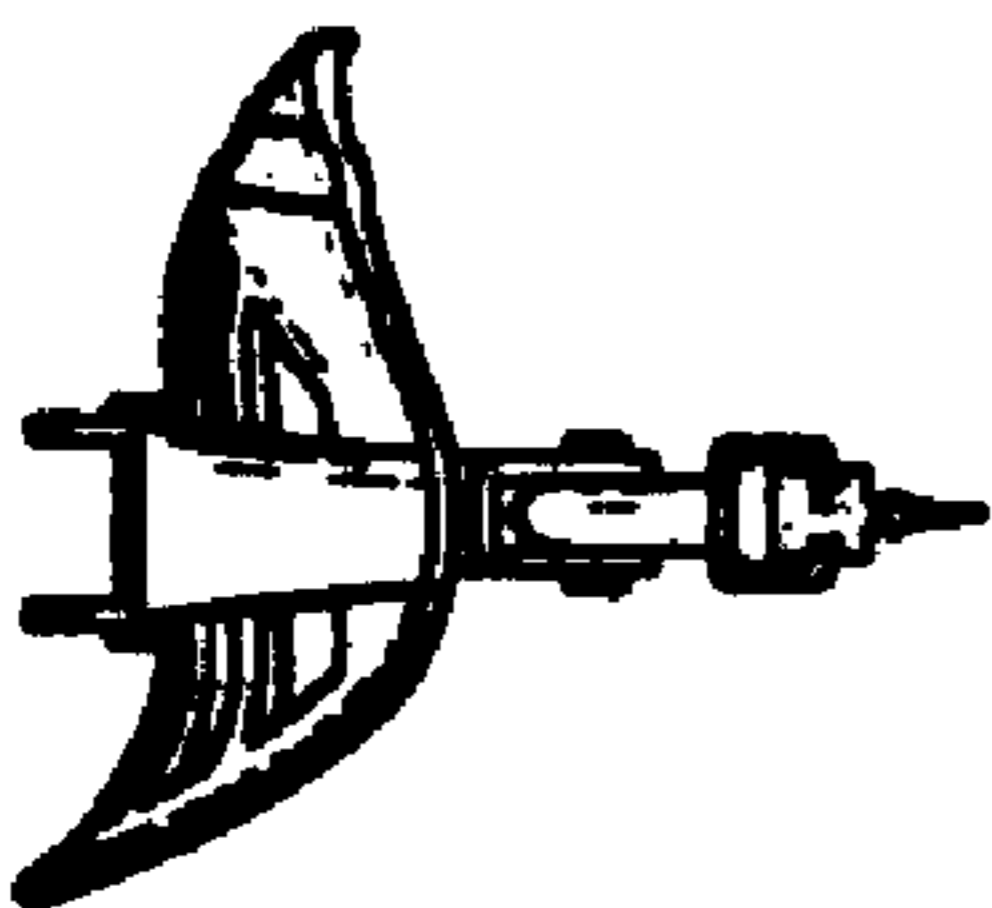


FIG 4

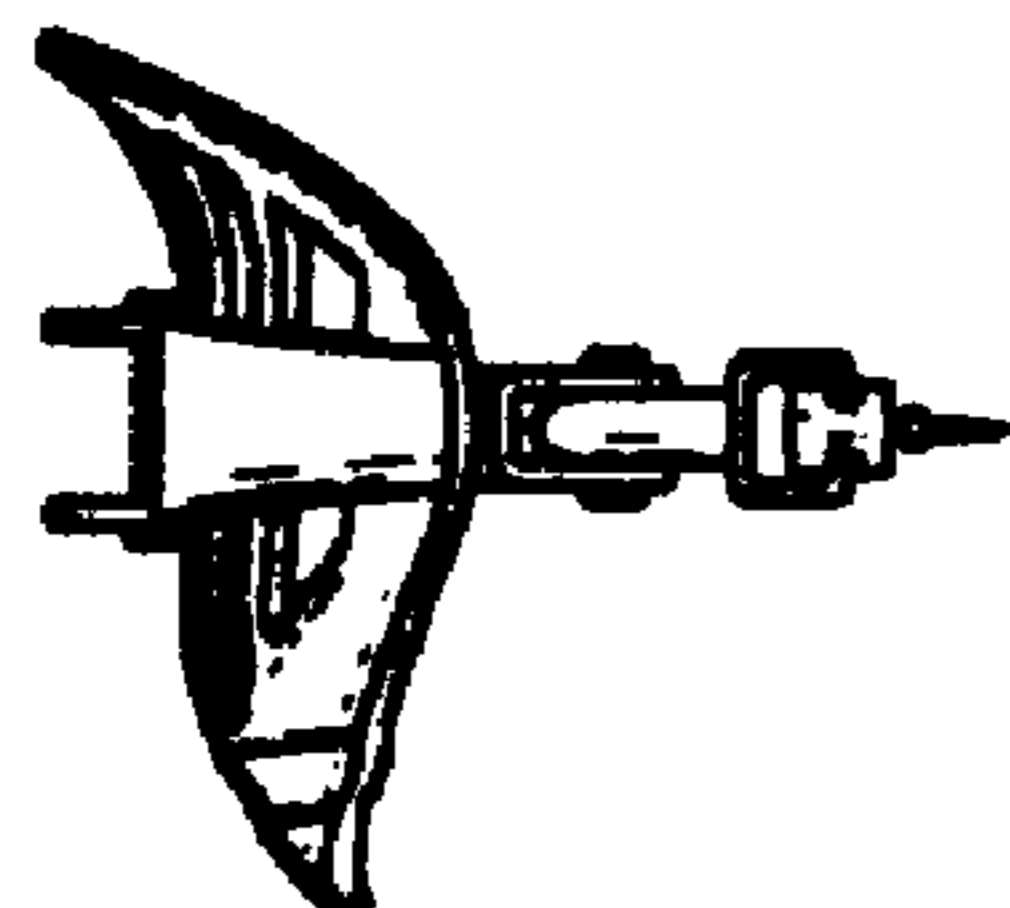


FIG 5

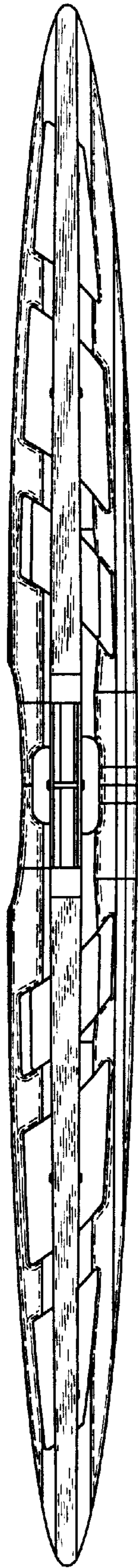


FIG 6



FIG 7