



US00D464587S

(12) **United States Design Patent**
Ursprung

(10) **Patent No.:** **US D464,587 S**

(45) **Date of Patent:** **** Oct. 22, 2002**

(54) **NOVELTY GOLF FLAG POLE**

(76) Inventor: **Adam Ursprung**, 712 Meeting St., Franklin, TN (US) 37064

(**) Term: **14 Years**

(21) Appl. No.: **29/143,512**

(22) Filed: **Jun. 15, 2001**

(51) **LOC (7) Cl.** **11-05**

(52) **U.S. Cl.** **D11/165**

(58) **Field of Search** D9/516, 549, 563, D9/569, 570, 538, 502, 518; D11/166, 181, 182, 183, 184; D20/29, 37, 41; D21/735, 789, 791; 116/173, 174, 175; 206/139; 248/87, 156, 511, 530; 473/131, 150, 173, 176

(56) **References Cited**

U.S. PATENT DOCUMENTS

D63,657 S	*	12/1923	Root	D9/538
D257,245 S	*	10/1980	Neal	D11/181
D265,077 S	*	6/1982	Ornatek	D11/166
4,905,624 A	*	3/1990	Krolzick	116/173
D355,793 S	*	2/1995	Flum	D6/450
D400,546 S	*	11/1998	Trulaske, Sr.	D20/37

* cited by examiner

Primary Examiner—Doris V. Coles

Assistant Examiner—Elizabeth A. Albert

(74) *Attorney, Agent, or Firm*—Dilworth & Barrese, LLP

(57) **CLAIM**

The ornamental design for a novelty golf flag pole, as shown and described.

DESCRIPTION

FIG. 1 is a perspective view of the novelty golf flag pole showing my new design;

FIG. 2 is a right side elevational view of the novelty golf flag pole of FIG. 1;

FIG. 3 is a left side elevational view of the novelty golf flag pole of FIG. 1;

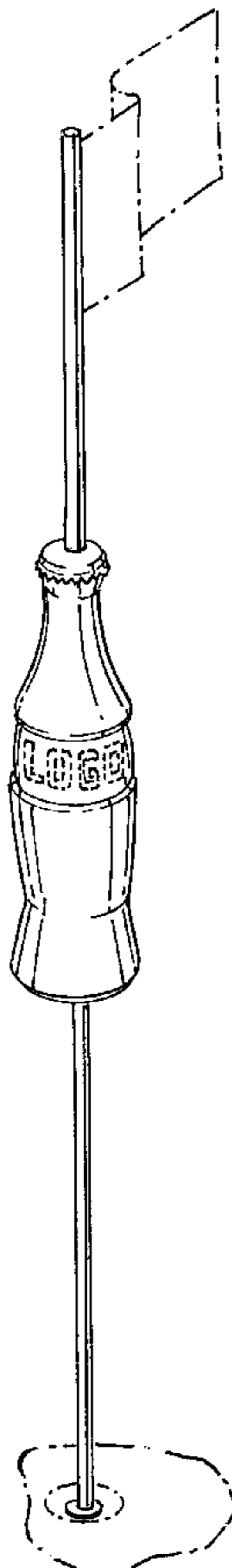
FIG. 4 is a front elevational view of the novelty golf flag pole of FIG. 1, which is a mirror image of a rear elevational view (not shown);

FIG. 5 is a top plan view of the novelty golf flag pole of FIG. 1; and,

FIG. 6 is a bottom plan view of the novelty golf flag pole of FIG. 1.

The broken lines showing environment in the drawings are for illustrative purposes only and form no part of the claimed design.

1 Claim, 1 Drawing Sheet



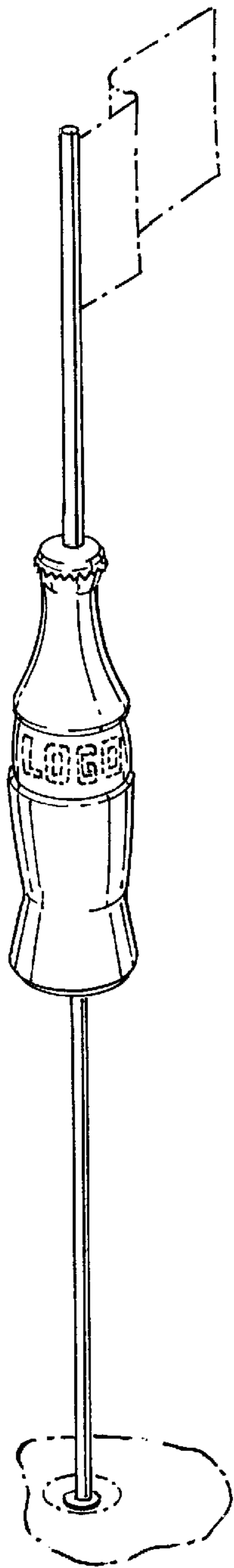


FIG. 1

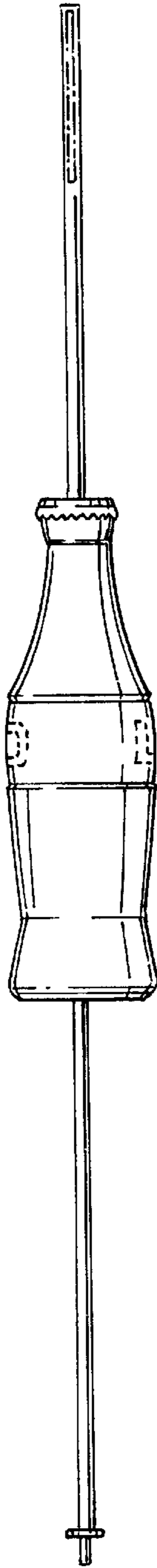


FIG. 2

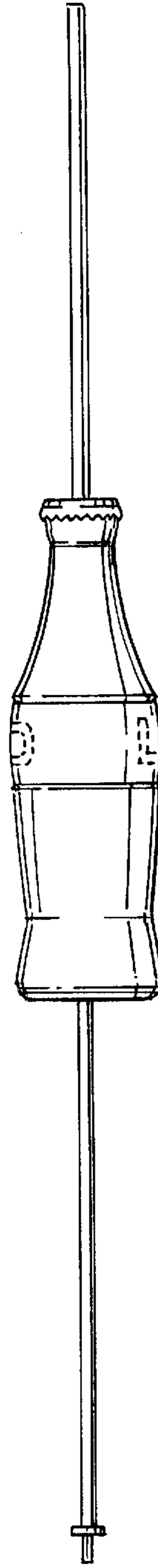


FIG. 3

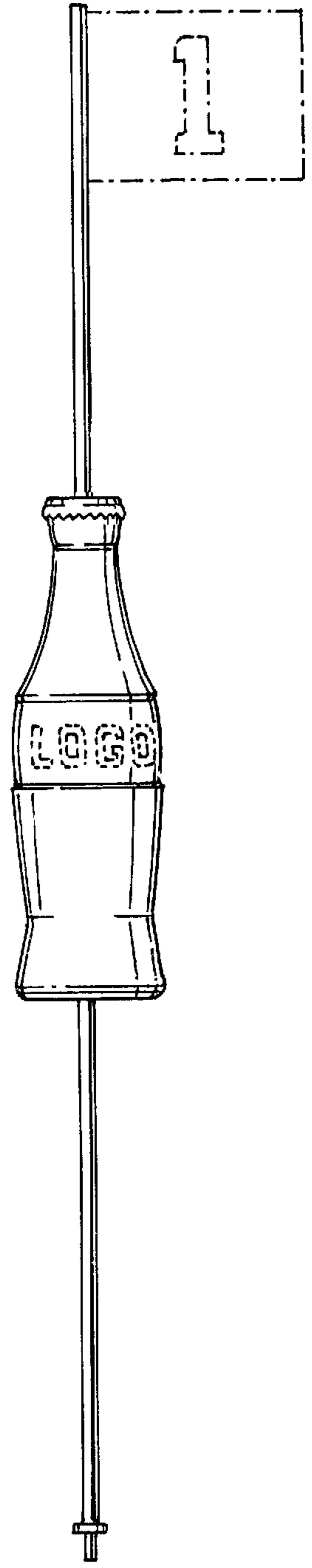


FIG. 4

FIG. 5

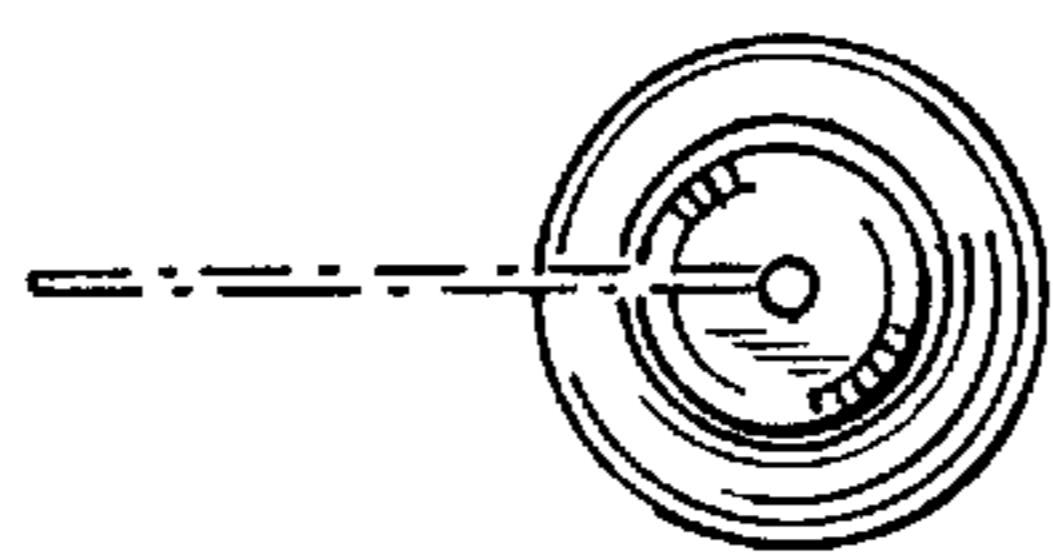


FIG. 6

