



US00D464584S

(12) **United States Design Patent** (10) **Patent No.:** **US D464,584 S**  
**Tsukayama** (45) **Date of Patent:** **\*\* Oct. 22, 2002**

(54) **SMILE JEWELRY**

(76) Inventor: **Kin Tsukayama**, 25 Central Park West,  
Apt. 2W, New York, NY (US) 10023

(\*\*) Term: **14 Years**

(21) Appl. No.: **29/154,834**

(22) Filed: **Jan. 29, 2002**

(51) **LOC (7) Cl.** ..... **11-01**

(52) **U.S. Cl.** ..... **D11/81; D11/55**

(58) **Field of Search** ..... D11/1, 2, 7, 11,  
D11/14, 40-44, 47-49, 53, 55, 62-63, 65-70,  
72-73, 75-77, 79-85, 95-97, 99-101, 103,  
108, 110, 112, 115; D3/211; 63/1.11, 1.14,  
12, 13, 14.1, 18-20, 23

(56) **References Cited**

**U.S. PATENT DOCUMENTS**

D229,901	S	*	1/1974	Crowley	.....	D11/55
D232,061	S	*	7/1974	Christiansen	.....	D11/55
3,839,821	A	*	10/1974	Forsman	.....	63/20
D352,012	S	*	11/1994	Ondracek	.....	D11/101
5,862,615	A	*	1/1999	O'Rourke	.....	40/1.6

**OTHER PUBLICATIONS**

Excerpts from U.S. Trademark Research Report for the mark Smily Face Jewelry conducted by Thomson & Thomson on Nov. 21, 2001 showing various smily face designs that were

the subject of U.S. Trademark Applications, reference Nos. 5, 8, 9, 13, 25, 26, 35, 44, 49, 82 and 86.

Smiley Licensing webpage "<http://216.156.7.24/smiley/about/page01.html>" printed on Nov. 26, 2001.

\* cited by examiner

*Primary Examiner*—Ralf Seifert

(74) *Attorney, Agent, or Firm*—Ostrager Chong & Flaherty LLP

(57) **CLAIM**

The ornamental design for smile jewelry, as shown and described.

**DESCRIPTION**

FIG. 1 is a front, top and left side perspective view of an embodiment of the design of the invention;

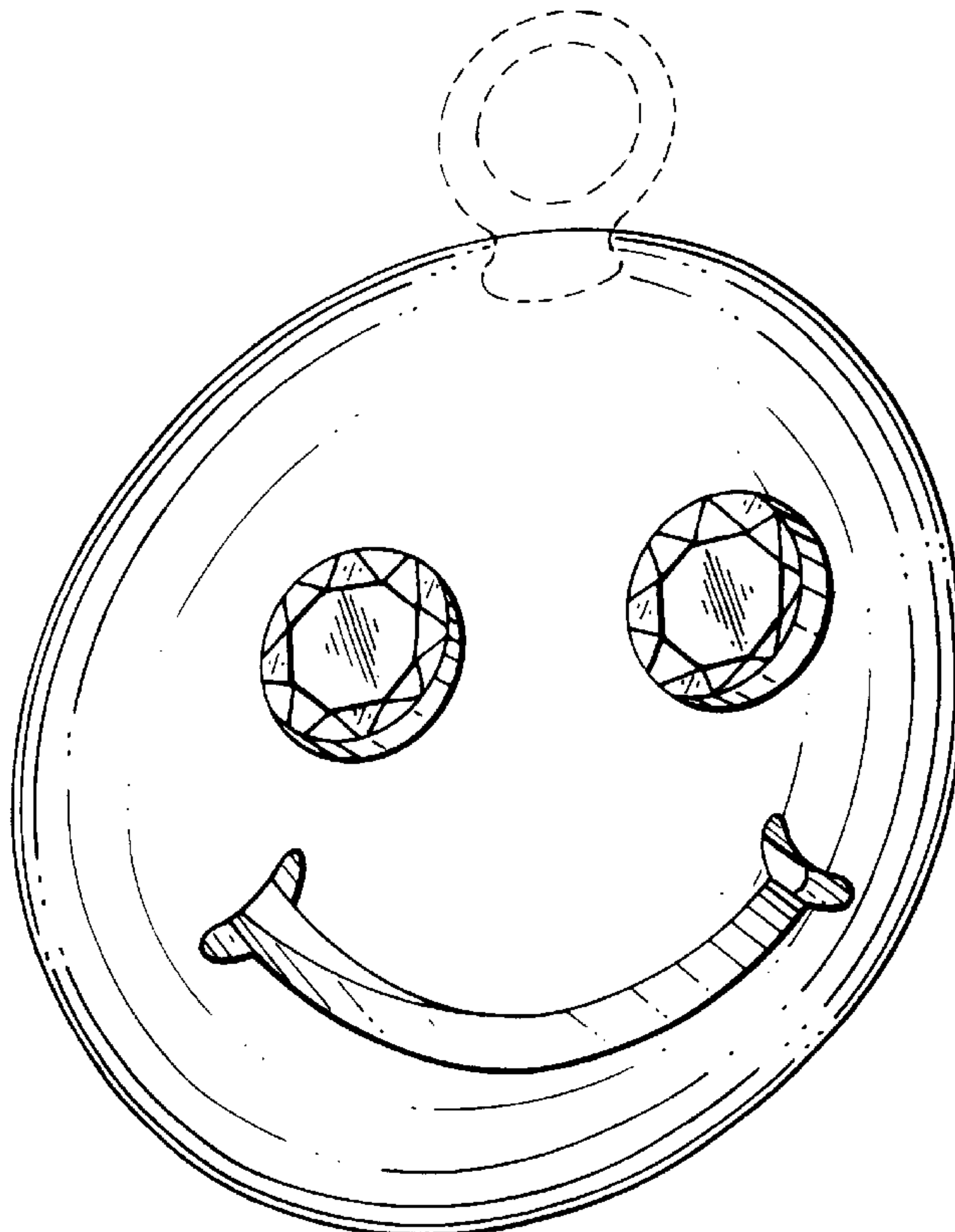
FIG. 2 is a right side view thereof (the opposite or left side is a mirror image);

FIG. 3 is a top side view thereof (the opposite or bottom side is a mirror image); and,

FIG. 4 is a back side plan view thereof.

The hook shown in dotted lines in FIG. 1 is solely environmental and forms no part of the claimed design (as hooks having a variety of shapes and sizes may be used in connection with the claimed design).

**1 Claim, 1 Drawing Sheet**



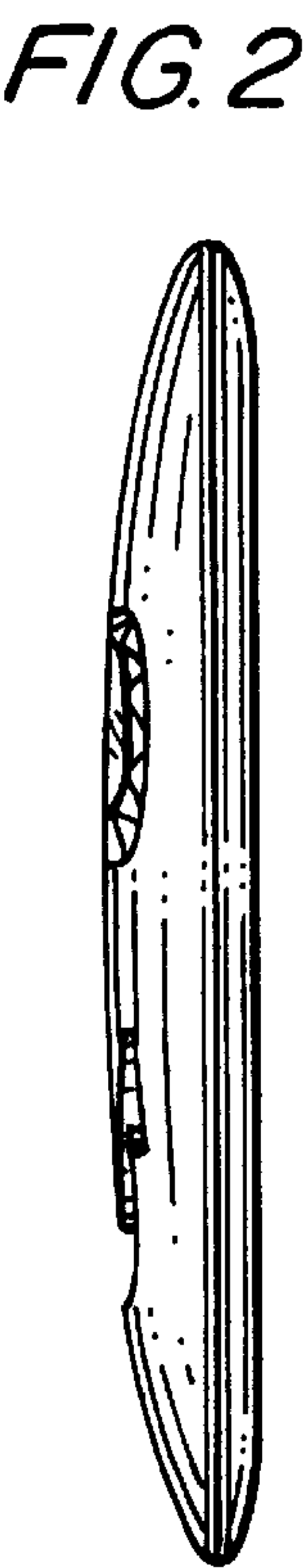
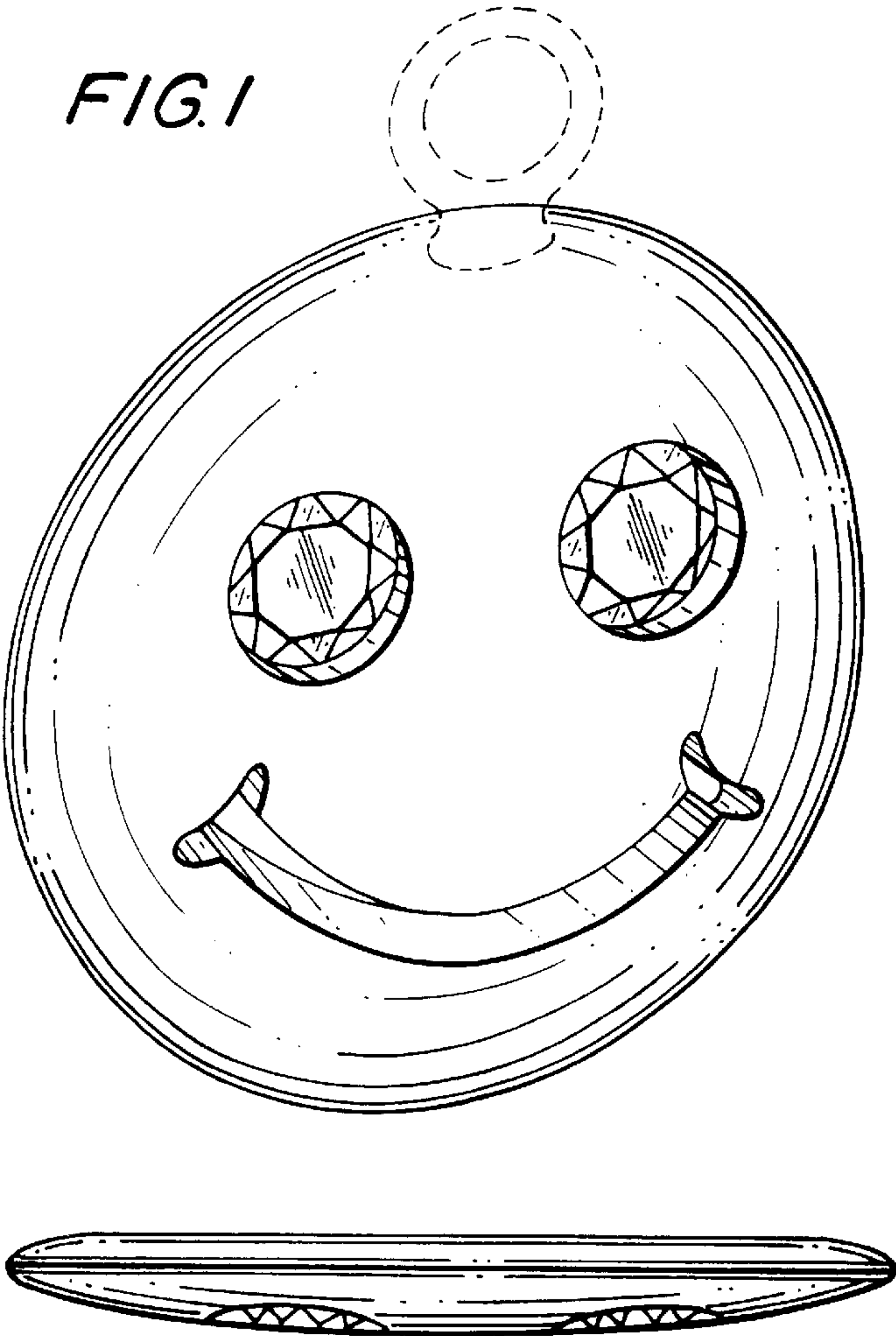


FIG. 3




FIG. 4