



US00D464576S

(12) **United States Design Patent**  
**Nussbaum**

(10) **Patent No.: US D464,576 S**

(45) **Date of Patent: \*\* Oct. 22, 2002**

(54) **WATCH**

(75) Inventor: **Augustin Nussbaum**, Neuchâtel (CH)

(73) Assignee: **Rado Uhren AG**, Lengnau (CH)

(\*\*) Term: **14 Years**

(21) Appl. No.: **29/157,318**

(22) Filed: **Mar. 15, 2002**

(30) **Foreign Application Priority Data**

Oct. 24, 2001 (XH) ..... DM/057 730

(51) **LOC (7) Cl.** ..... **10-02**

(52) **U.S. Cl.** ..... **D10/32**

(58) **Field of Search** ..... D10/1-39, 122-132;  
368/276-277, 285, 281-282; 224/168, 164,  
178; D11/3-25; 63/1.11, 3, 5, 11

(56) **References Cited**

**U.S. PATENT DOCUMENTS**

D158,910 S \* 6/1950 Suyama ..... D10/32  
5,233,574 A \* 8/1993 Walder et al. .... 368/276  
D415,039 S \* 10/1999 Strasser ..... D10/30

**OTHER PUBLICATIONS**

Swiss watch & Jewelry Journal—Feb. 1982—p. 287—  
watches.\*

Swiss watch & Jewelry Journal—Apr. 1985—p. 480—  
Watch at 2nd from left.\*

European Jeweler—Feb. 1983—p. 94—watches at bottom-  
right.\*

European Jeweler—May 1977—p. 39—watch at bottom-  
center.\*

\* cited by examiner

*Primary Examiner*—Nelson C. Holtje

(74) *Attorney, Agent, or Firm*—Collen IP; Robert  
McDermott, Esq.

(57) **CLAIM**

The ornamental design for a watch, as shown and described.

**DESCRIPTION**

FIG. 1 is a full front view of my new and ornamental design  
for a watch;

FIG. 2 is a rear view thereof;

FIG. 3 is a right side view thereof;


FIG. 4 is a left side view thereof;

FIG. 5 is a front view with band closed;

FIG. 6 is a perspective view with band closed; and,

FIG. 7 is a perspective view with band open.

**1 Claim, 4 Drawing Sheets**






Fig. 1




Fig. 2






Fig. 3




Fig. 4




Fig. 5



Fig. 6




Fig 7