



US00D464574S

(12) **United States Design Patent**  
**Grädel**

(10) **Patent No.:** **US D464,574 S**

(45) **Date of Patent:** **\*\* Oct. 22, 2002**

(54) **WATCHCASE**

(75) Inventor: **Hanspeter Grädel, Brügg (CH)**

(73) Assignee: **Formex Watch SA, Nidau (CH)**

(\*\*) Term: **14 Years**

(21) Appl. No.: **29/143,822**

(22) Filed: **Jun. 20, 2001**

(30) **Foreign Application Priority Data**

Dec. 20, 2000 (XH) ..... DMA/005 115

(51) **LOC (7) Cl.** ..... **10-02**

(52) **U.S. Cl.** ..... **D10/30**

(58) **Field of Search** ..... D10/30-39, 122-132;  
368/281-282, 276-277, 285

(56) **References Cited**

**U.S. PATENT DOCUMENTS**

1,828,687 A	10/1931	Schwartz	
D346,118 S	* 4/1994	Charriol	D10/30
D348,844 S	* 7/1994	Franchi	D10/39
D378,355 S	* 3/1997	Charriol	D10/30
D386,984 S	* 12/1997	Kubisch	D10/39
D414,432 S	* 9/1999	Aellen	D10/32
D416,206 S	* 11/1999	Aellen	D10/32

**FOREIGN PATENT DOCUMENTS**

CH	443158	5/1967
CH	507549 A	6/1971
CH	513453	9/1971
EP	1041461	10/2000

**OTHER PUBLICATIONS**

Swiss Watch & Jewelry Journal—Feb. 1989—p. 564—watch at top-right.\*

\* cited by examiner

*Primary Examiner*—Nelson C Holtje

(74) *Attorney, Agent, or Firm*—Kathleen A. Skinner

(57) **CLAIM**

The ornamental design for a watchcase, as shown and described.

**DESCRIPTION**


FIG. 1 is a left side elevational view of a watchcase showing my new design;

FIG. 2 is a top plan view thereof;

FIG. 3 is a top right side perspective view thereof; and,

FIG. 4 is a bottom perspective right side view thereof.

**1 Claim, 1 Drawing Sheet**






FIG. 1




FIG. 2



FIG. 3




FIG. 4