



US00D464560S

(12) **United States Design Patent**
Kalat

(10) **Patent No.:** **US D464,560 S**

(45) **Date of Patent:** **** Oct. 22, 2002**

(54) **CEILING HANGER**

(75) **Inventor:** **Edward W. Kalat**, Southington, CT (US)

(73) **Assignee:** **Southington Tool & Manufacturing Corporation**, Southington, CT (US)

(**) **Term:** **14 Years**

(21) **Appl. No.:** **29/154,065**

(22) **Filed:** **Jan. 15, 2002**

(51) **LOC (7) Cl.** **08-05**

(52) **U.S. Cl.** **D8/370**

(58) **Field of Search** D8/367, 352, 369, D8/370, 371, 372; 116/234, 235; 281/42; D19/34, 65; 24/552, 27, 369, 305, 599.1, 598.6, 533, 546, 546.7, 67.9, 30.5 T, 543, 563, 545, 67.5, 67.3, 67 R; 248/301-304, 489, 231.91, 215, 216.1, 339, 467, 251, 218.1-218.3; D6/323, 524; 211/113, 123; D28/39

(56) **References Cited**

U.S. PATENT DOCUMENTS

D32,573 S * 4/1900 Storrs D8/370

1,172,937 A * 2/1916 Butcher 211/113
D248,012 S * 5/1978 Rensen D8/372
4,909,466 A * 3/1990 Matthews 248/303
D355,112 S * 2/1995 Richeson D8/367

* cited by examiner

Primary Examiner—Pamela Burgess

(74) *Attorney, Agent, or Firm*—Alix, Yale & Ristas, LLP

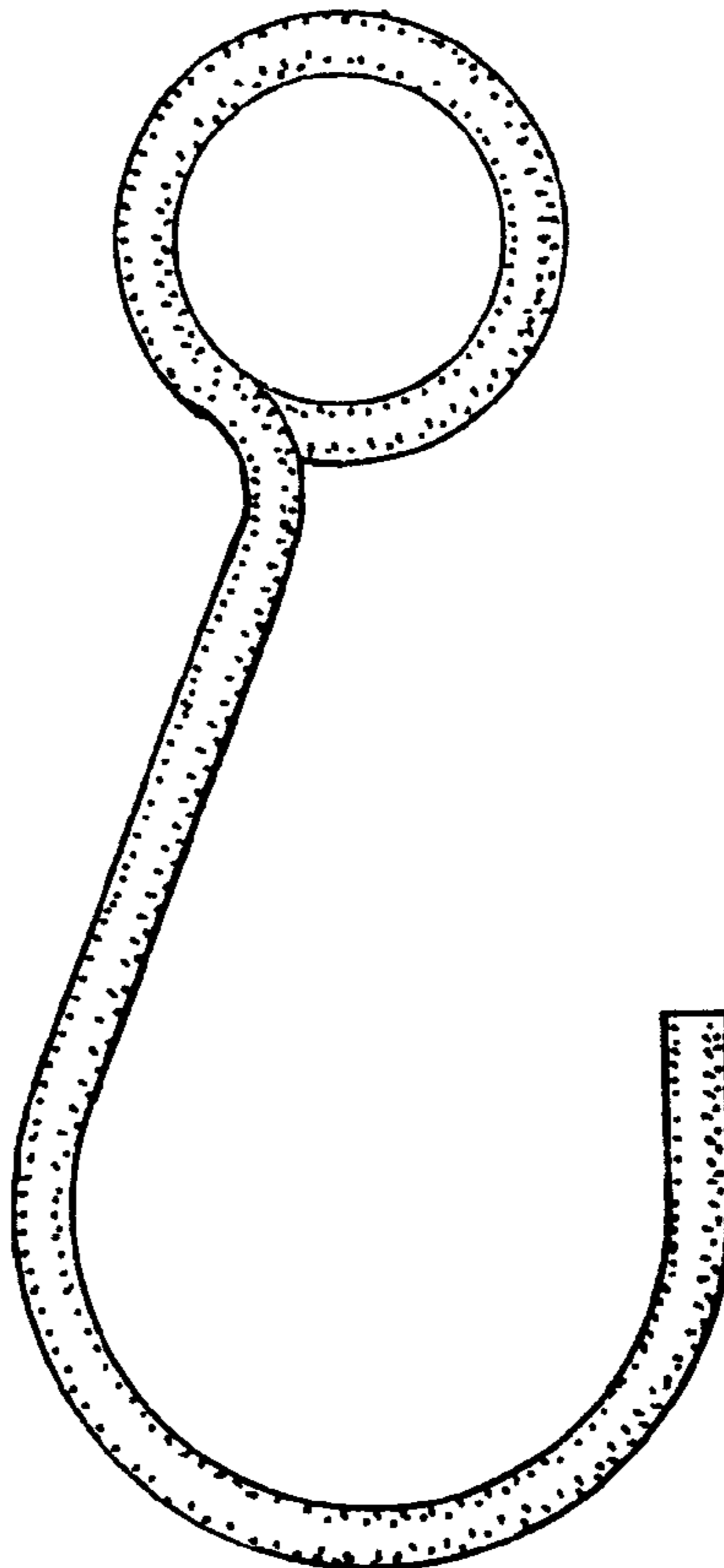
(57) **CLAIM**

The ornamental design for a ceiling hanger, as shown and described.

DESCRIPTION

FIG. 1 is a front elevational view of a ceiling hanger showing my new design;
FIG. 2 is a top plan view of the ceiling hanger of FIG. 1;
FIG. 3 is a left side view of the ceiling hanger of FIG. 1;
FIG. 4 is a right side view of the ceiling hanger of FIG. 1;
FIG. 5 is a rear elevational view of the ceiling hanger of FIG. 1; and,
FIG. 6 is a bottom plan view of the ceiling hanger of FIG. 1.

1 Claim, 1 Drawing Sheet



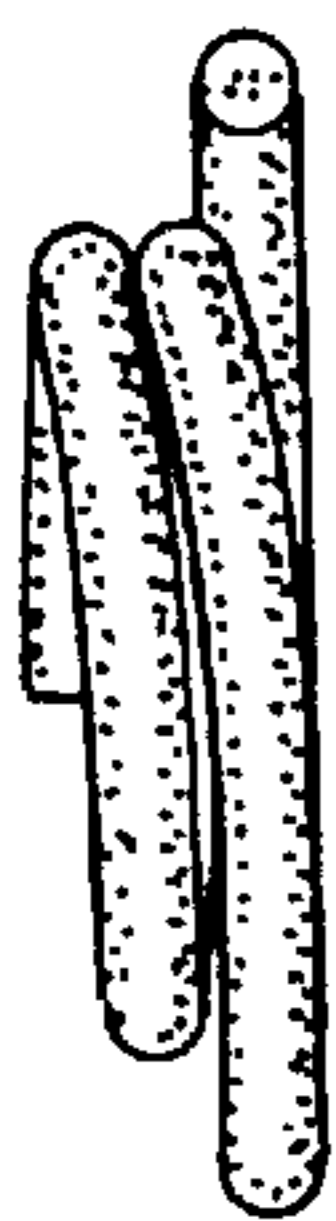


FIG. 2

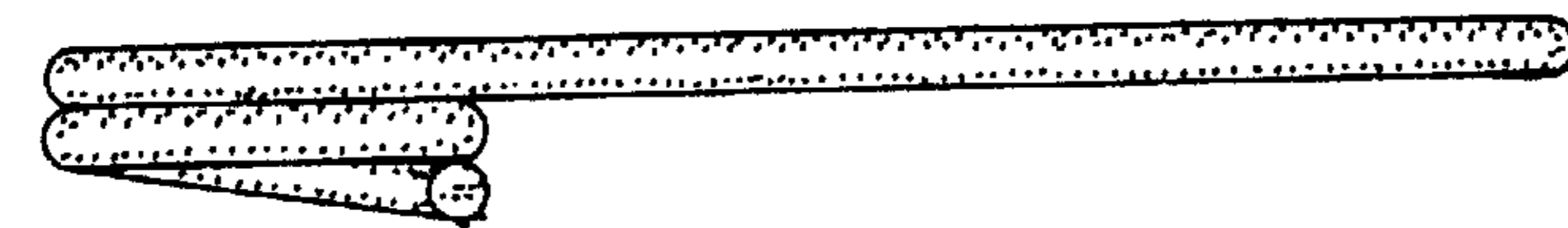


FIG. 3

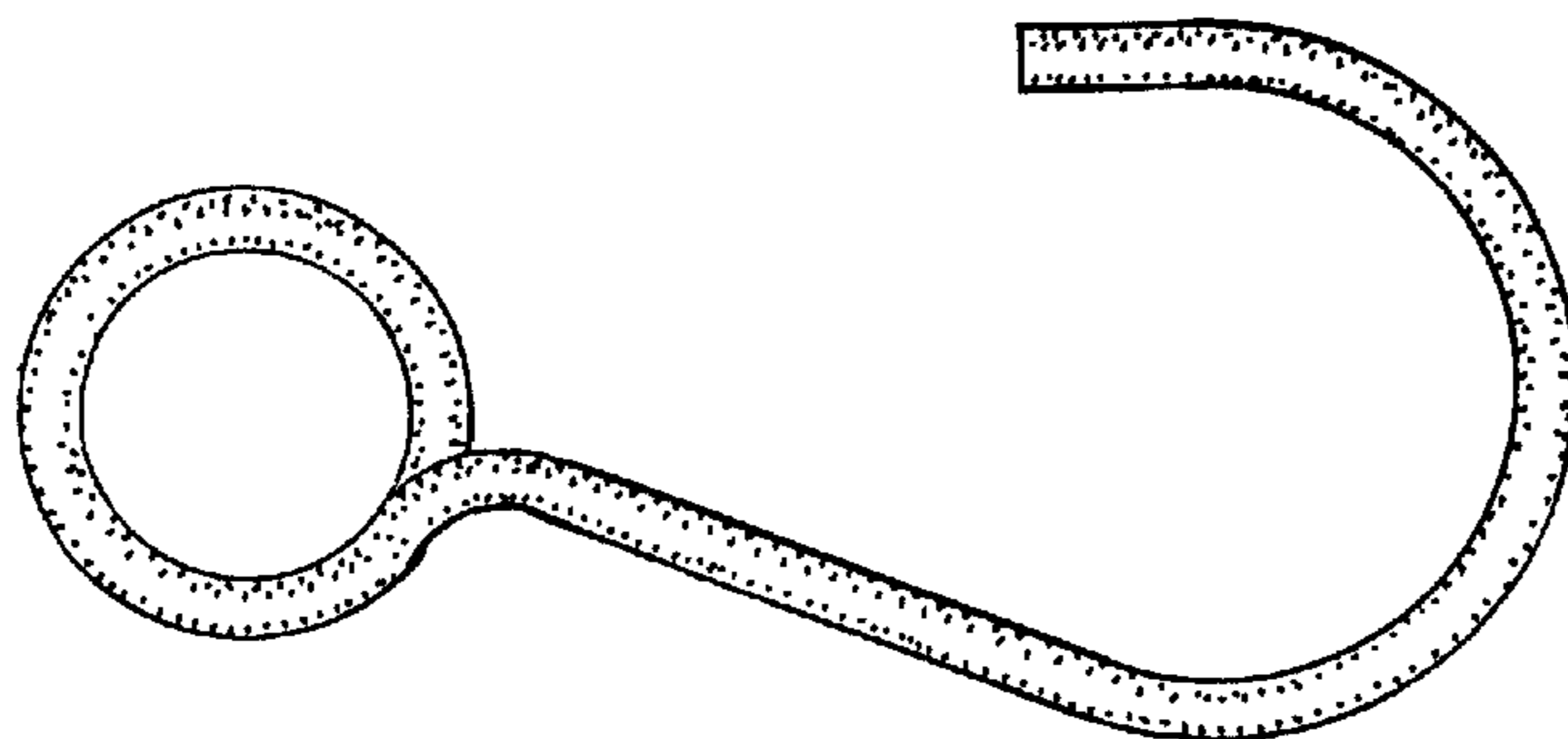


FIG. 1




FIG. 4

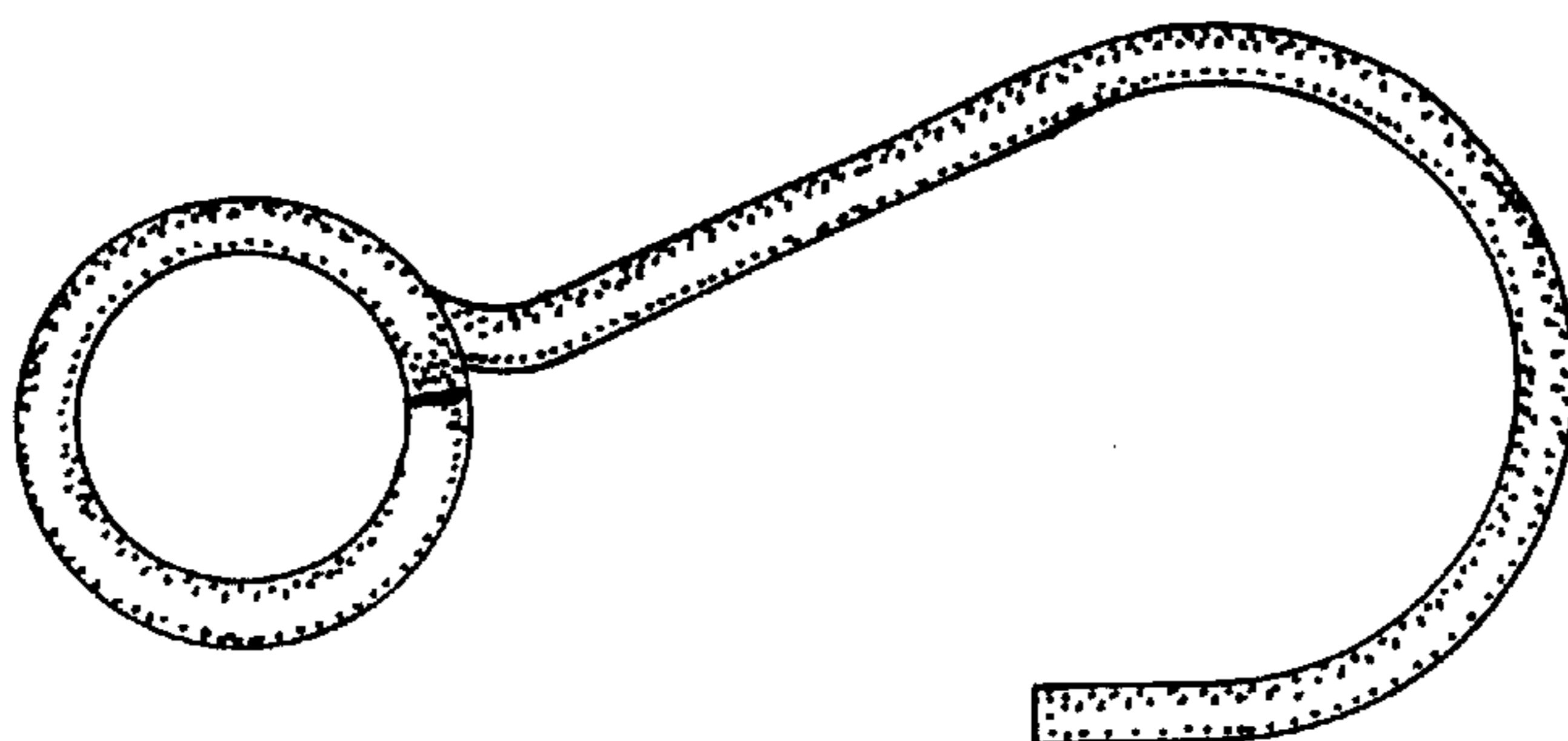


FIG. 5



FIG. 6