



US00D464554S

(12) **United States Design Patent**
Chen

(10) **Patent No.:** **US D464,554 S**

(45) **Date of Patent:** **** Oct. 22, 2002**

(54) **PAIR OF TOOL HANDLE SHEATHS**

(76) Inventor: **Jin Fu Chen**, P.O. Box 2103, Taichung (TW)

(**) Term: **14 Years**

(21) Appl. No.: **29/156,355**

(22) Filed: **Mar. 1, 2002**

(51) **LOC (7) Cl.** **08-05**

(52) **U.S. Cl.** **D8/107; D8/52**

(58) **Field of Search** D8/52, 55, 56, D8/58, 107; 81/417, 436-440, 177.1, 489, 427.5, 380-409; 16/110.1, 421, 422, 426, 430, 431

(56) **References Cited**

U.S. PATENT DOCUMENTS

1,503,536	A	*	8/1924	Klauke	16/431
1,796,888	A	*	3/1931	Davis	81/381
3,777,323	A	*	12/1973	Ingram	7/107
D259,854	S	*	7/1981	Wahlberg	8/58
D299,108	S	*	12/1988	Brdnik	81/356
4,829,858	A	*	5/1989	Kern et al.	81/415
D310,951	S	*	10/1990	Monnet	D8/52
D406,520	S	*	3/1999	Bunzel et al.	D8/107
D418,031	S	*	12/1999	Khachatoorian	D8/52

6,134,994	A	*	10/2000	Gomas	16/430
D435,413	S	*	12/2000	Panier	D8/52
D455,631	S	*	4/2002	Kalanish	D8/107

* cited by examiner

Primary Examiner—Alan P. Douglas

Assistant Examiner—Clare E. Heflin

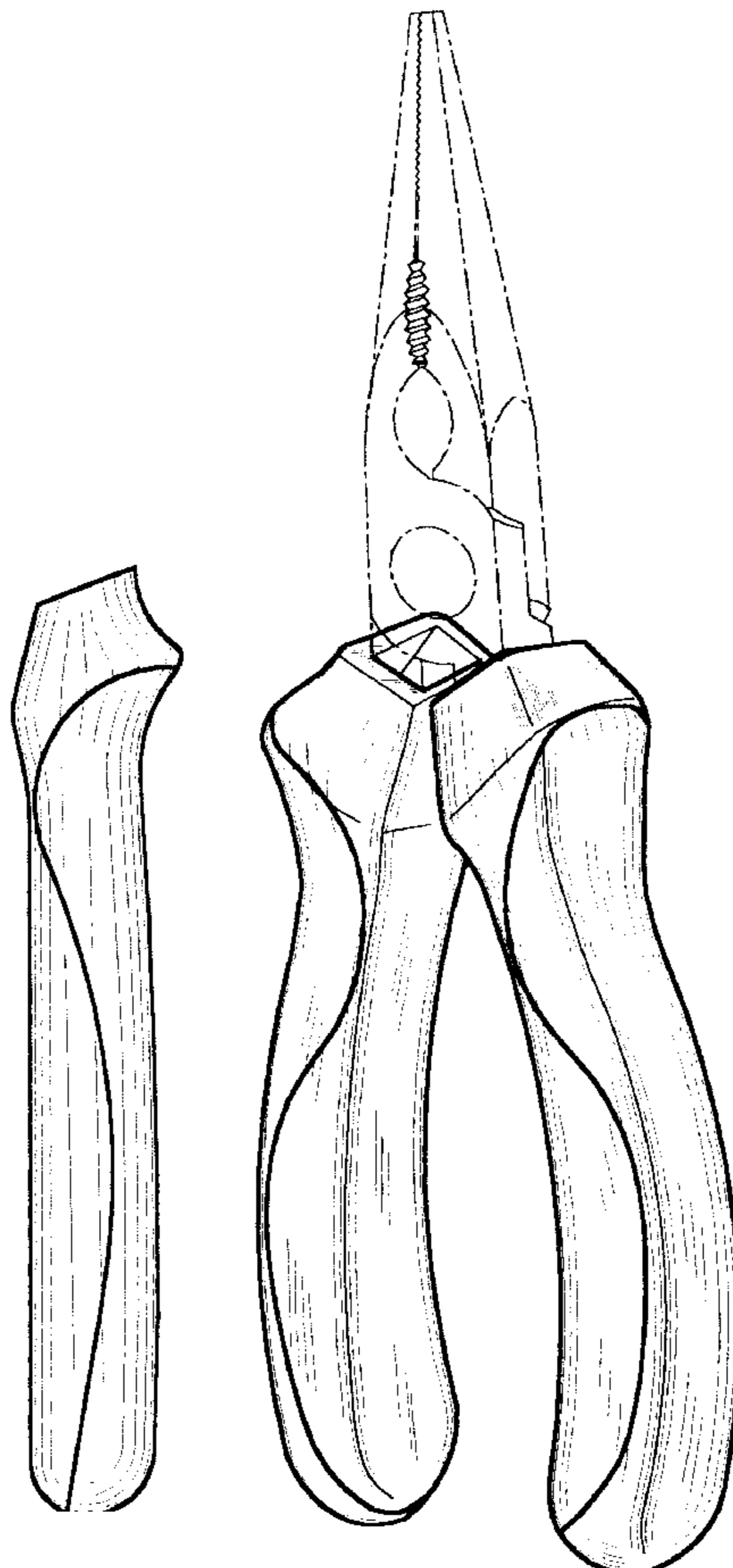
(57) **CLAIM**

The ornamental design for a pair of tool handle sheaths, as shown and as described.

DESCRIPTION

FIG. 1 is a perspective view of one of the pair of tool handle sheaths showing my new design, it being understood that the other handle sheath is a mirror image of the one shown; FIG. 2 is a front side view thereof; FIG. 3 is a rear side view thereof; FIG. 4 is a left side view thereof; FIG. 5 is a right side view thereof; FIG. 6 is a top view thereof; FIG. 7 is a bottom view thereof; and, FIG. 8 is a perspective view of the pair of tool handle sheaths showing my new design in use. The broken lines shown in FIG. 8 are for illustrative purposes only and form no part of the claimed design.

1 Claim, 3 Drawing Sheets






FIG. 1

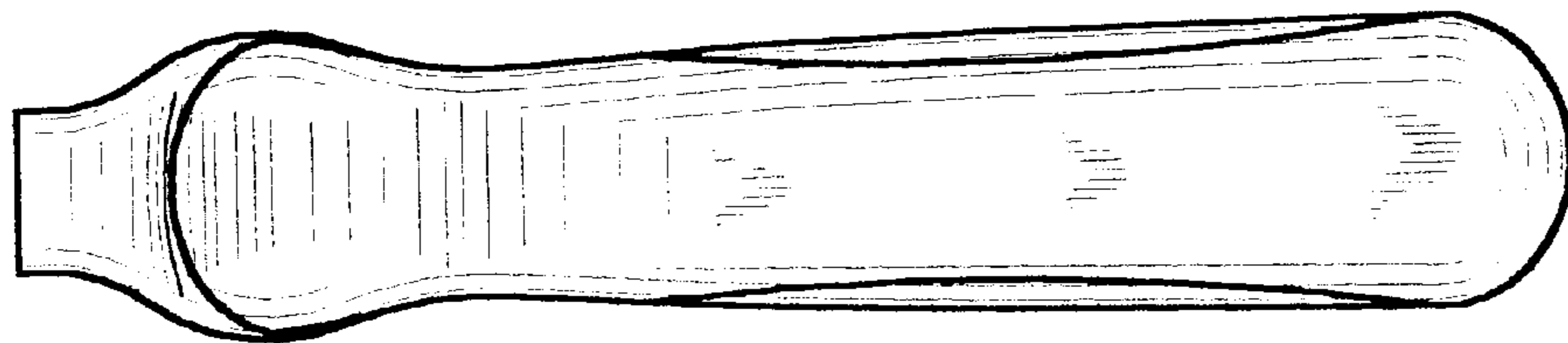


FIG. 2




FIG. 3

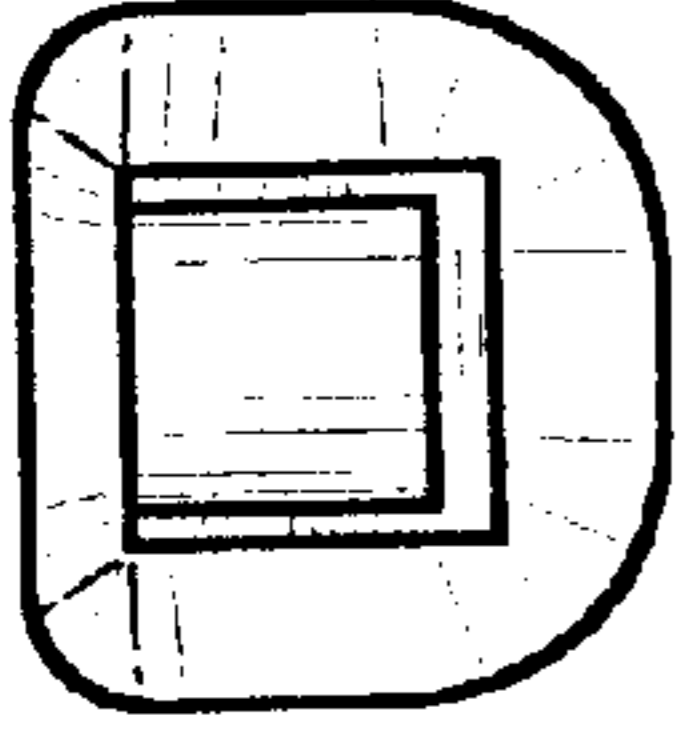


FIG. 6

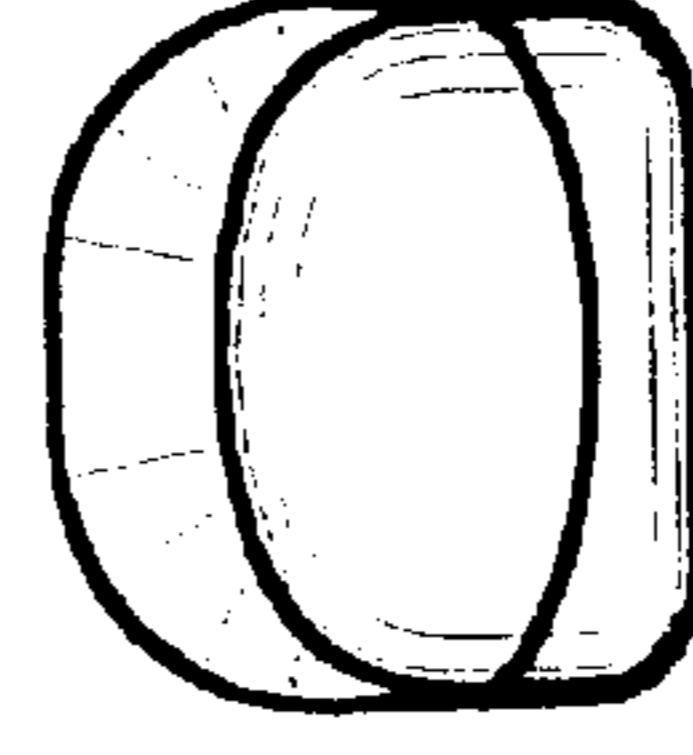


FIG. 7




FIG. 5



FIG. 4

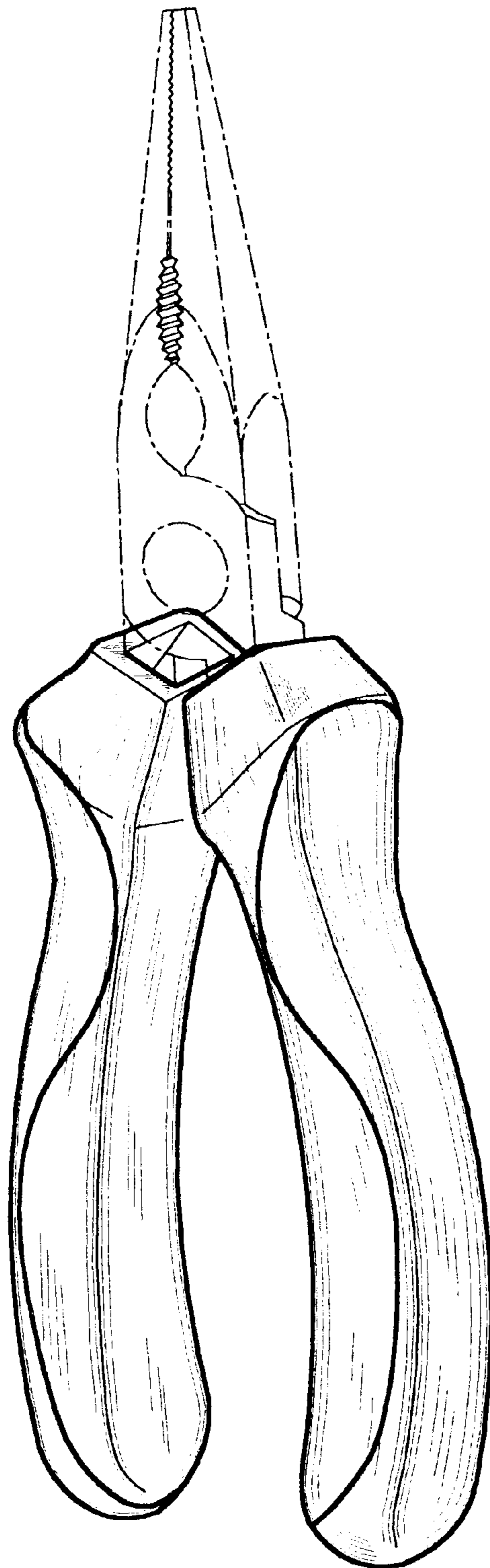


FIG. 8