



US00D464553S

(12) **United States Design Patent**
Brown

(10) **Patent No.:** **US D464,553 S**

(45) **Date of Patent:** **** Oct. 22, 2002**

(54) **FOLDABLE KNIFE**

(76) Inventor: **Julian Brown**, 6, Princes Buildings,
George Street, Bath Baized (GB)

(**) Term: **14 Years**

(21) Appl. No.: **29/150,579**

(22) Filed: **Nov. 27, 2001**

(30) **Foreign Application Priority Data**

Aug. 27, 2001 (XH) DM/057 062

(51) **LOC (7) Cl.** **08-03**

(52) **U.S. Cl.** **D8/99**

(58) **Field of Search** D8/98, 99, 100,
D8/107; 30/151, 152, 153, 154, 155, 156,
157, 158, 159, 160, 161, 162

(56) **References Cited**

U.S. PATENT DOCUMENTS

- D304,154 S * 10/1989 Osterhout D8/107
- 5,060,379 A * 10/1991 Neely 30/155
- D378,489 S * 3/1997 Poehlmann D8/99
- D392,538 S * 3/1998 Buck et al. D8/99
- D397,016 S * 8/1998 Pohl D8/99
- D399,403 S * 10/1998 Pohl D8/99

- D407,002 S * 3/1999 Morton et al. D8/99
- D407,003 S * 3/1999 Macowski et al. D8/99
- D407,291 S * 3/1999 Knoop D8/99

* cited by examiner

Primary Examiner—Philip S. Hyder

(74) *Attorney, Agent, or Firm*—Howrey Simon Arnold &
White, LLP; Michael J. Bell

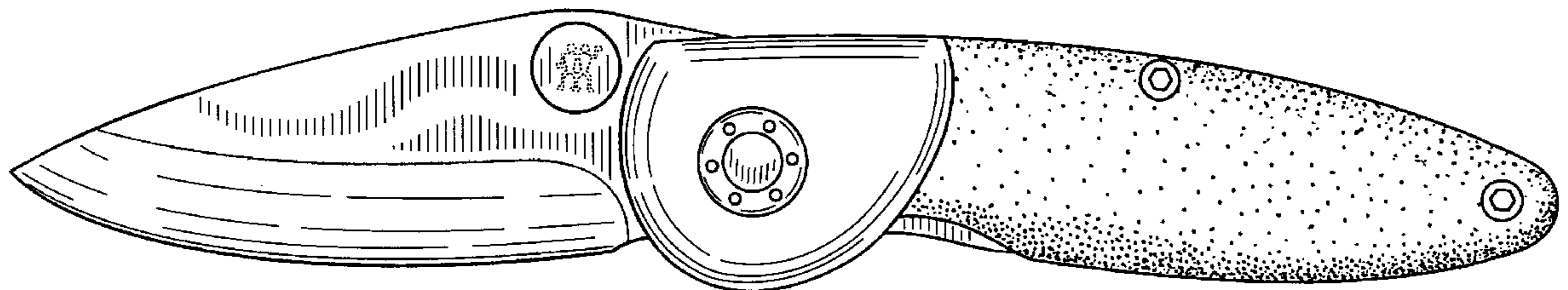
(57) **CLAIM**

The ornamental design for a foldable knife, as shown and described.

DESCRIPTION

FIG. 1 is a front elevational view of a foldable knife in a folded position embodying my design;
 FIG. 2 is a rear elevational review thereof;
 FIG. 3 is a top plan view thereof;
 FIG. 4 is a bottom plan view thereof;
 FIG. 5 is a right side elevational view thereof;
 FIG. 6 is a left side elevational view thereof; and,
 FIG. 7 is a front elevational view of my invention in an unfolded position.
 The dashed lined icon in FIGS. 1, 2 and 7 form no part of the claimed design.

1 Claim, 4 Drawing Sheets



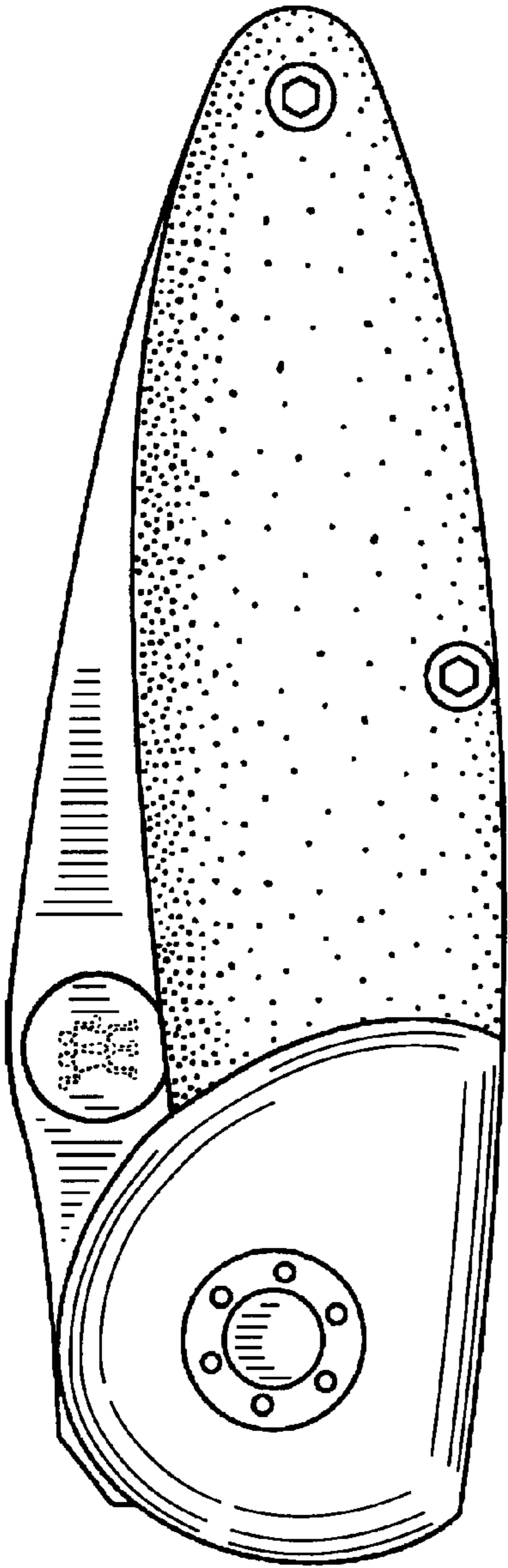


FIG. 1

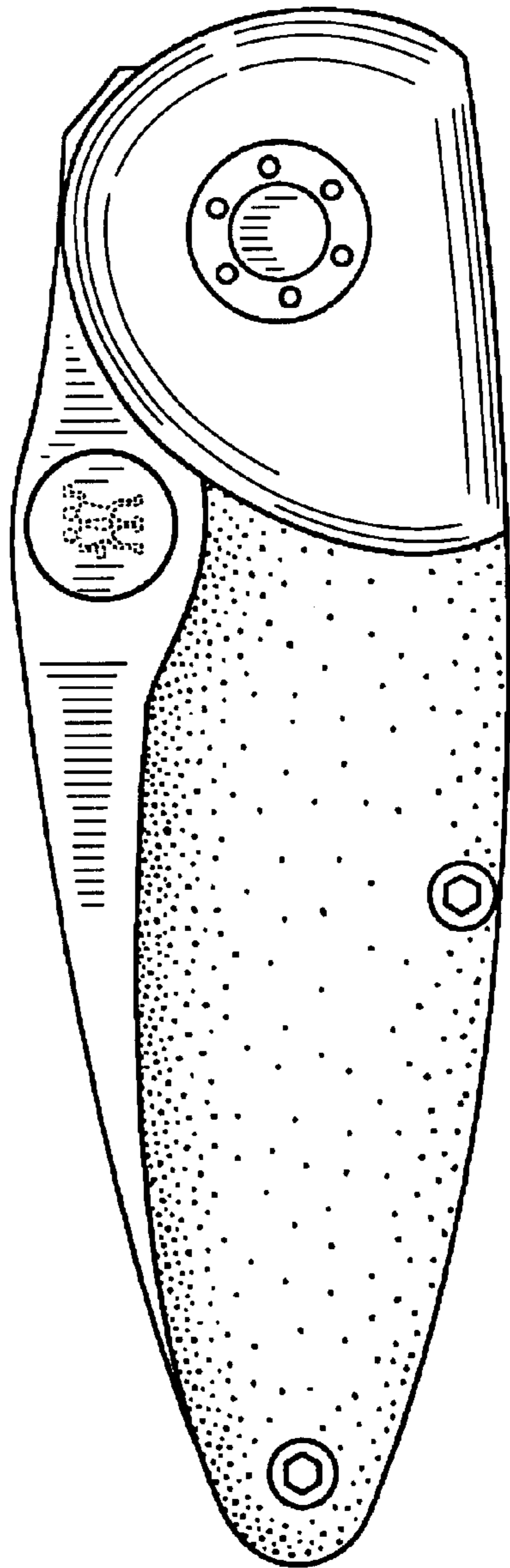


FIG. 2

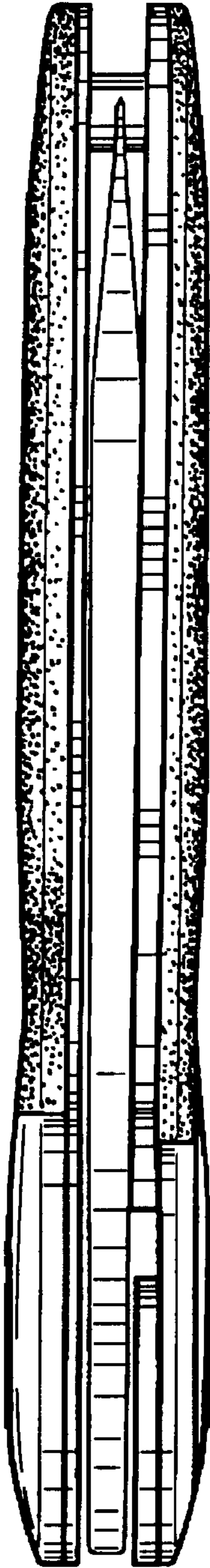


FIG. 3

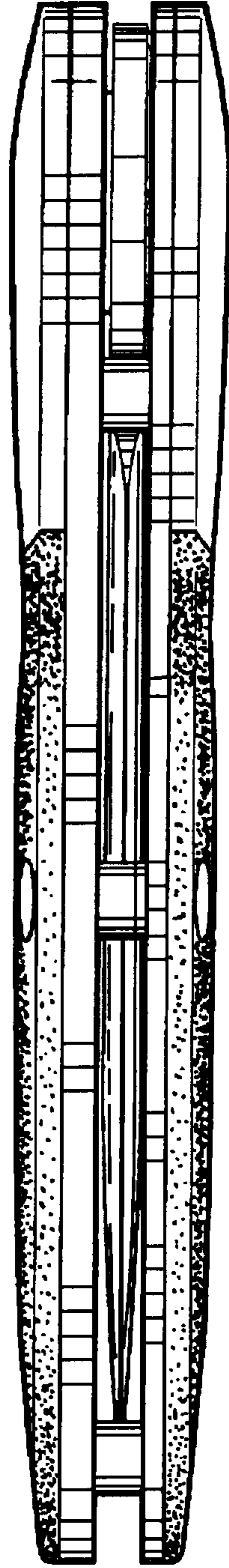


FIG. 4

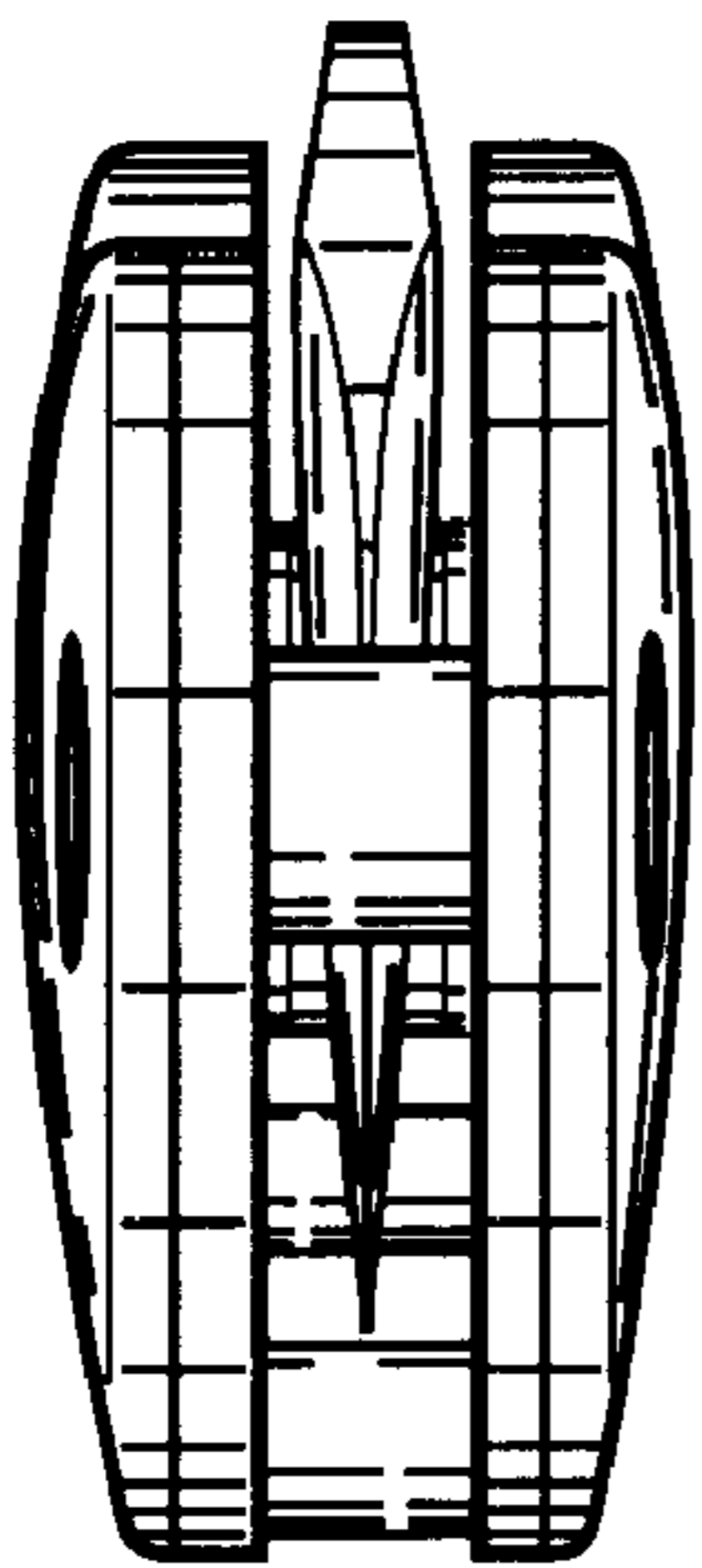


FIG. 5

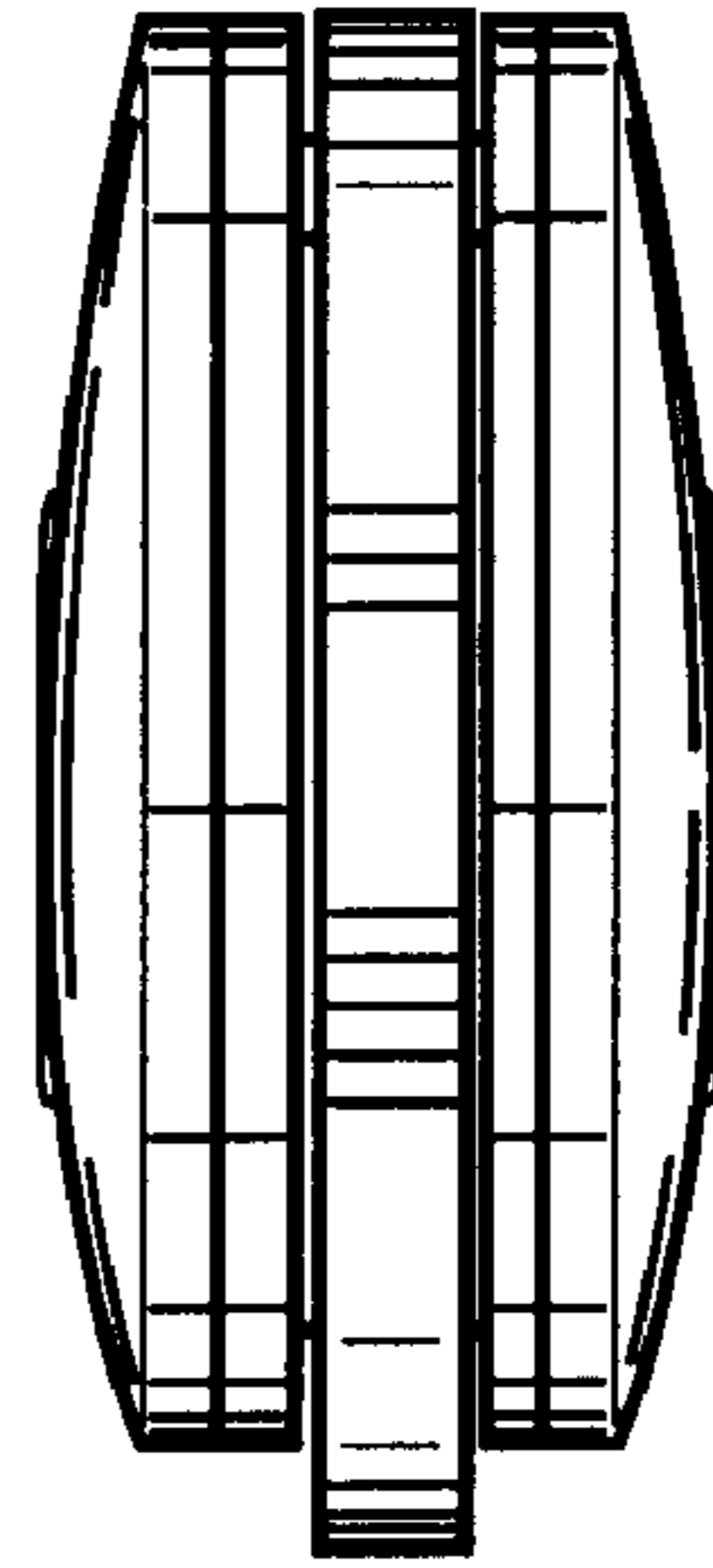


FIG. 6

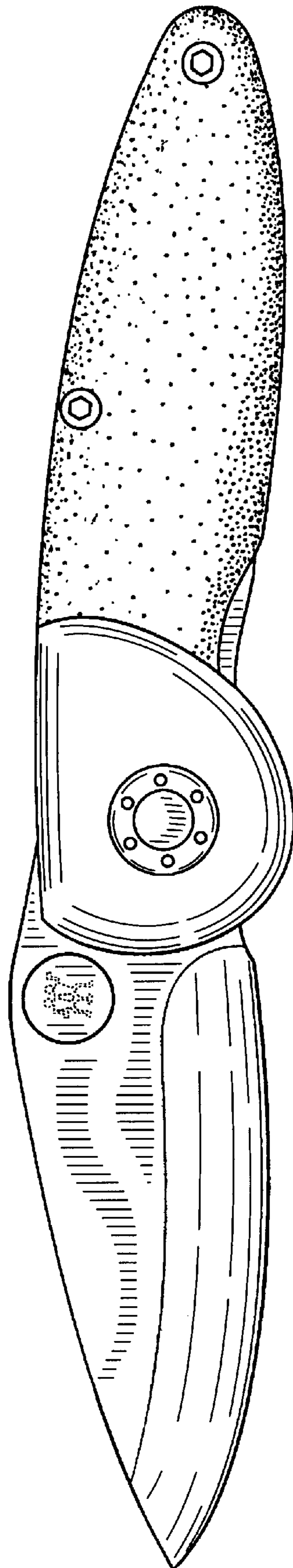


FIG. 7