



US00D464549S

(12) **United States Design Patent**
Sloan

(10) **Patent No.:** **US D464,549 S**

(45) **Date of Patent:** **** Oct. 22, 2002**

(54) **AXE**

D382,187 S * 8/1997 Hibben D22/118

(75) **Inventor:** **Shane Sloan**, New Castle, TX (US)

* cited by examiner

(73) **Assignee:** **Master Cutlery, Inc.**, Secaucus, NJ (US)

Primary Examiner—Philip S. Hyder
(74) *Attorney, Agent, or Firm*—Finnegan, Henderson, Farabow, Garrett & Dunner, LLP

(**) **Term:** **14 Years**

(57) **CLAIM**

(21) **Appl. No.:** **29/151,434**

The ornamental design for an axe, as show and described.

(22) **Filed:** **Dec. 10, 2001**

DESCRIPTION

(51) **LOC (7) Cl.** **08-02**

(52) **U.S. Cl.** **D8/76; D8/78**

(58) **Field of Search** D8/75, 76, 77, D8/78, 79; 30/308.1, 308.2; D22/118

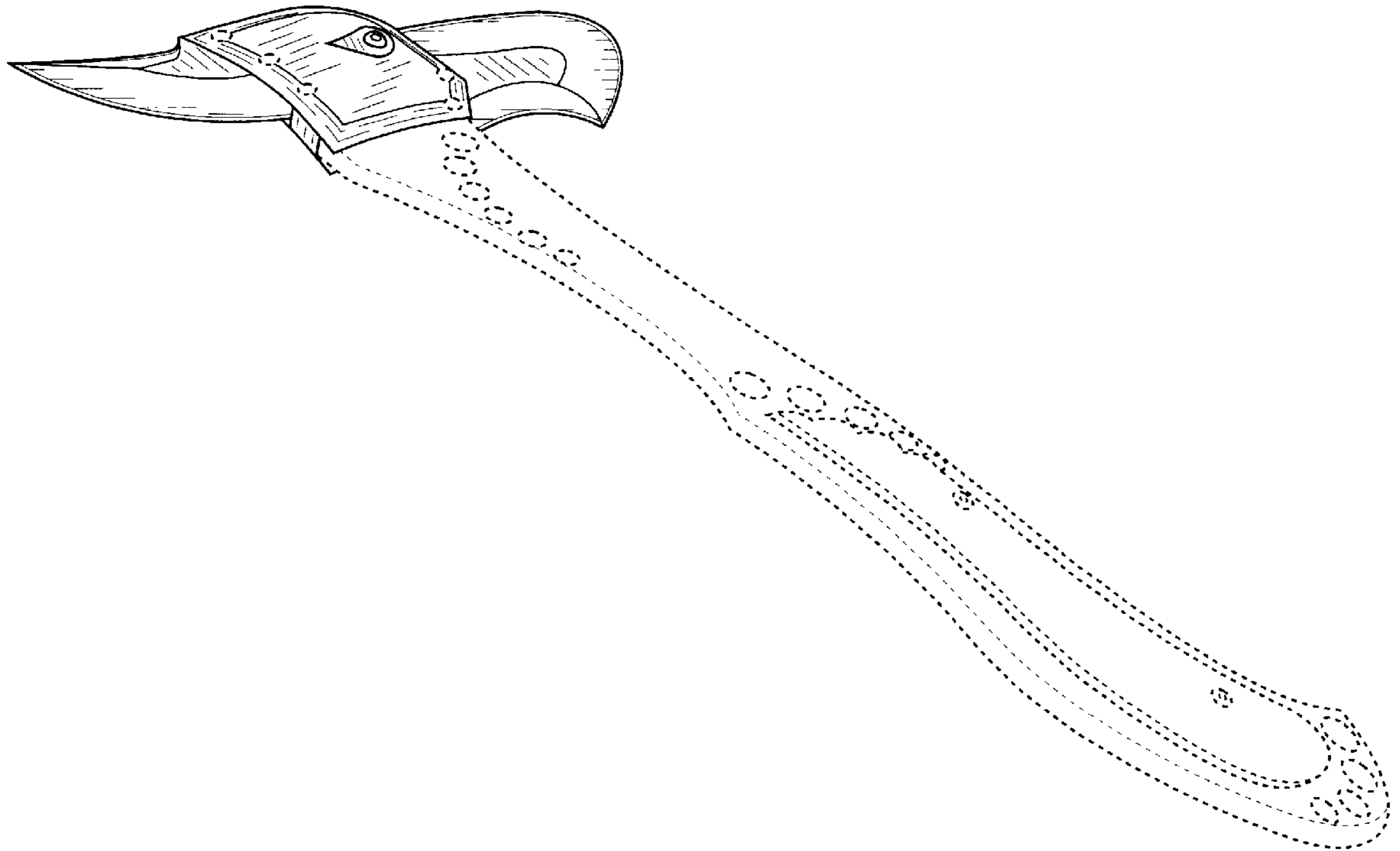
FIG. 1 is a left-side perspective view of the axe, the handle forming no part of the claimed design;
FIG. 2 is a right-side view of the axe, the handle forming no part of the claimed design;
FIG. 3 is a left-side view of the axe, the handle forming no part of the claimed design;
FIG. 4 is a rear view of the axe, the handle forming no part of the claimed design;
FIG. 5 is a front view of the axe, the handle forming no part of the claimed design;
FIG. 6 is a top view of the axe, the handle forming no part of the claimed design; and,
FIG. 7 is a bottom view of the axe, the handle forming no part of the claimed design.

(56) **References Cited**

U.S. PATENT DOCUMENTS

D203,575 S	*	1/1966	Dobbs	D8/76
D233,405 S	*	10/1974	Frey	D8/76
D266,902 S	*	11/1982	Tarran	D8/76
D266,903 S	*	11/1982	Tarran	D8/76
D299,414 S	*	1/1989	Bajza et al.	D8/76
D318,896 S	*	8/1991	Crain	D8/76
D356,480 S	*	3/1995	Ronnholm et al.	D8/76
D370,398 S	*	6/1996	Juranitch	D8/76

1 Claim, 5 Drawing Sheets



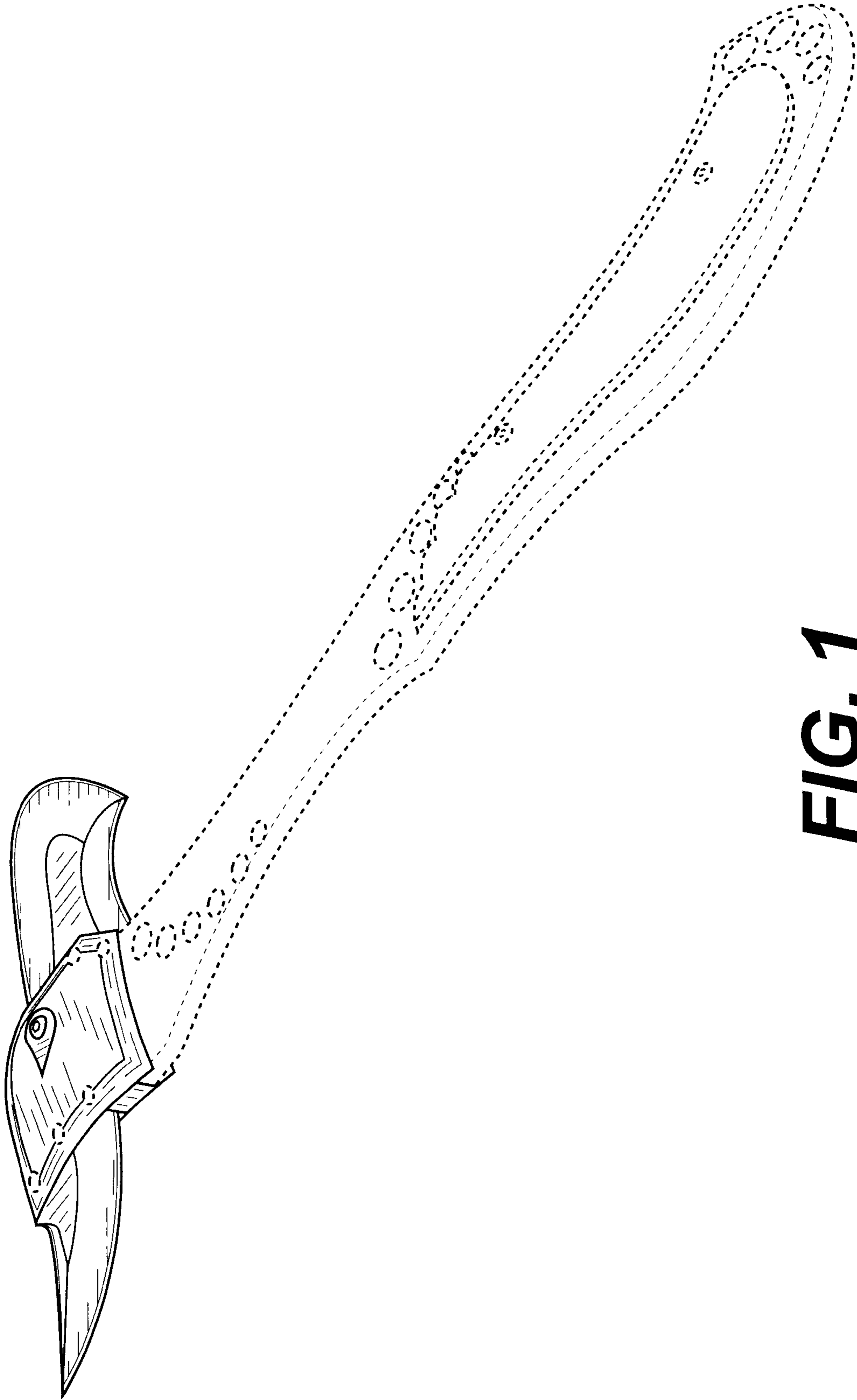


FIG. 1

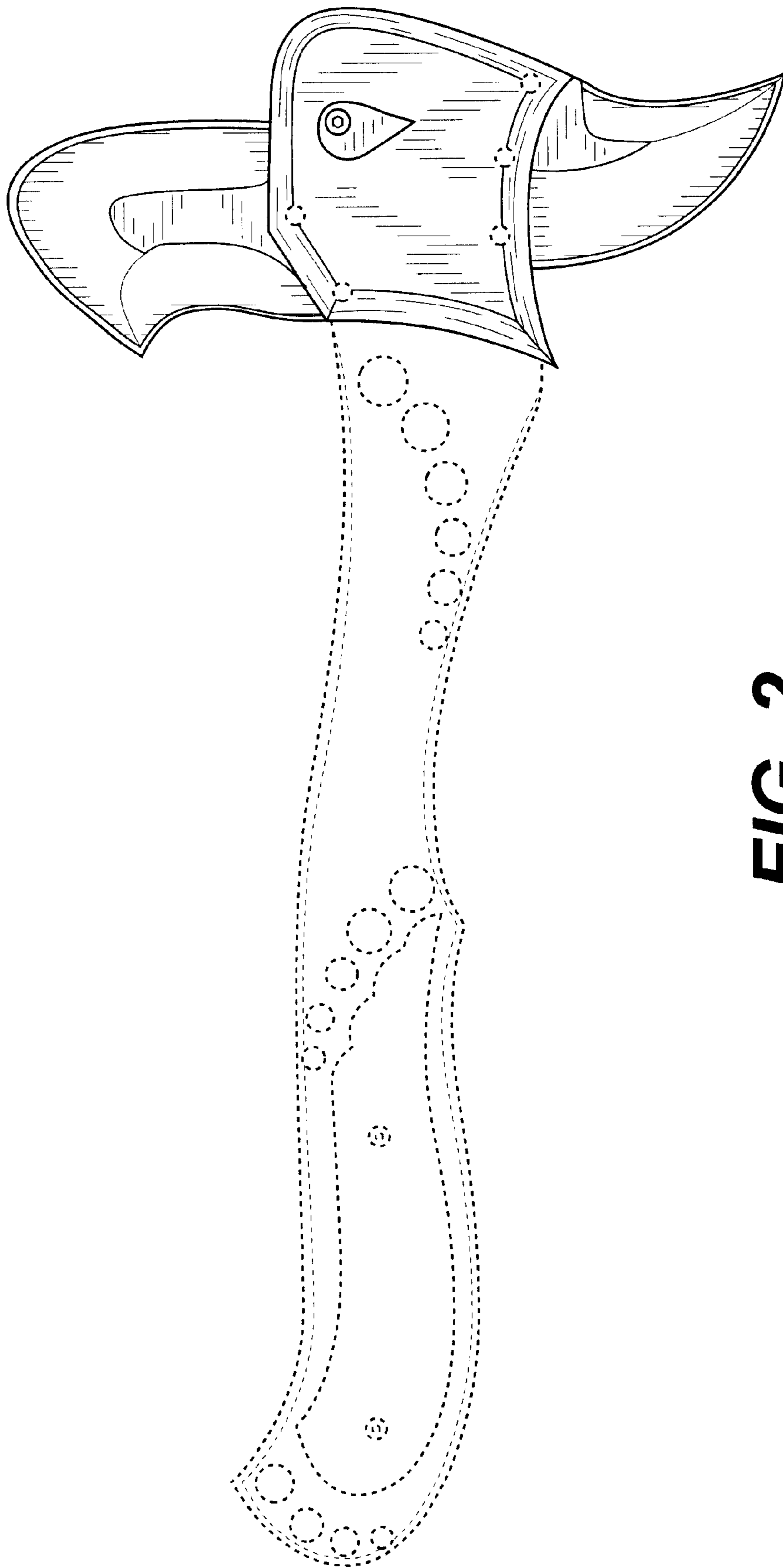


FIG. 2

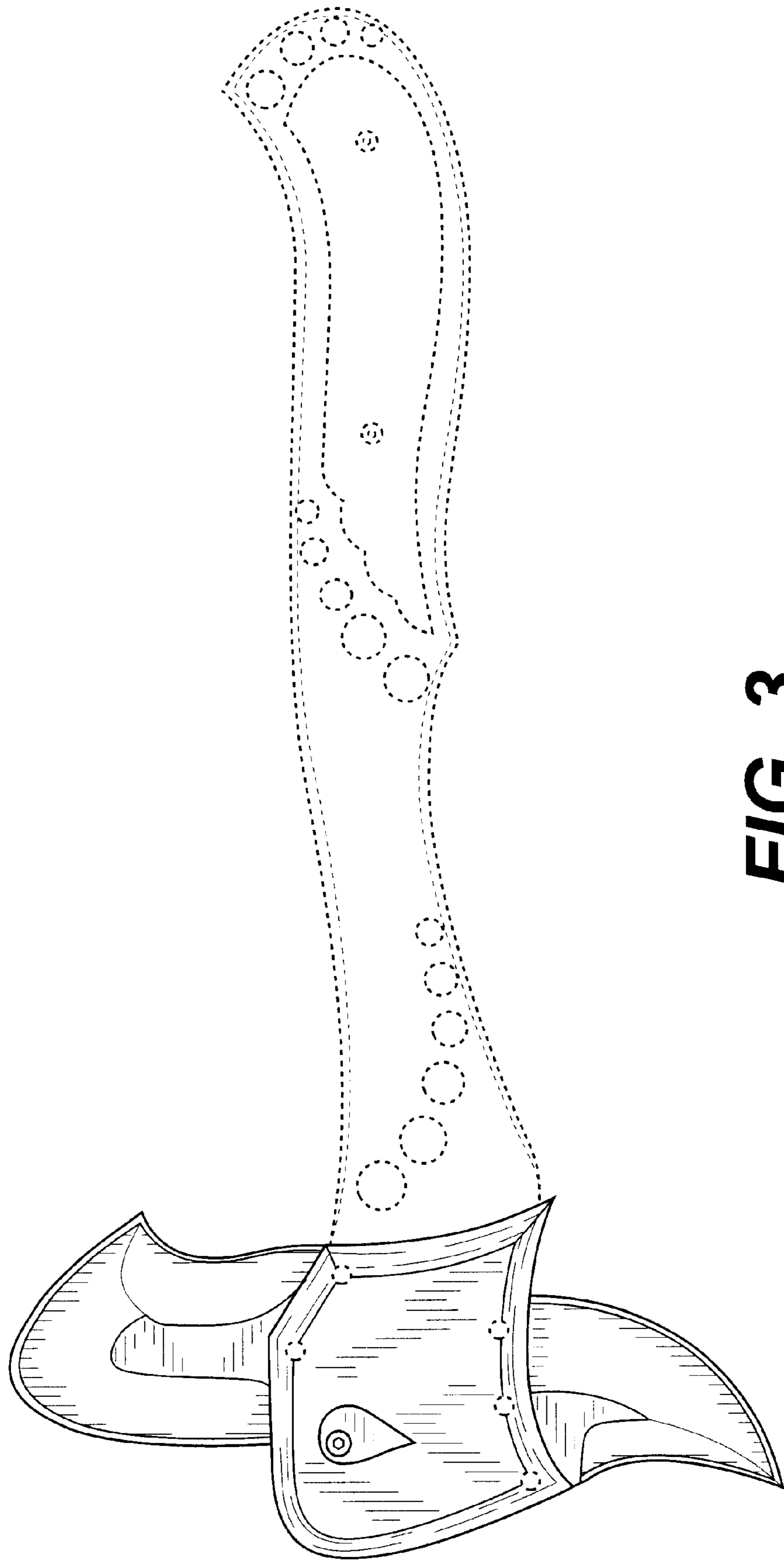


FIG. 3




FIG. 4

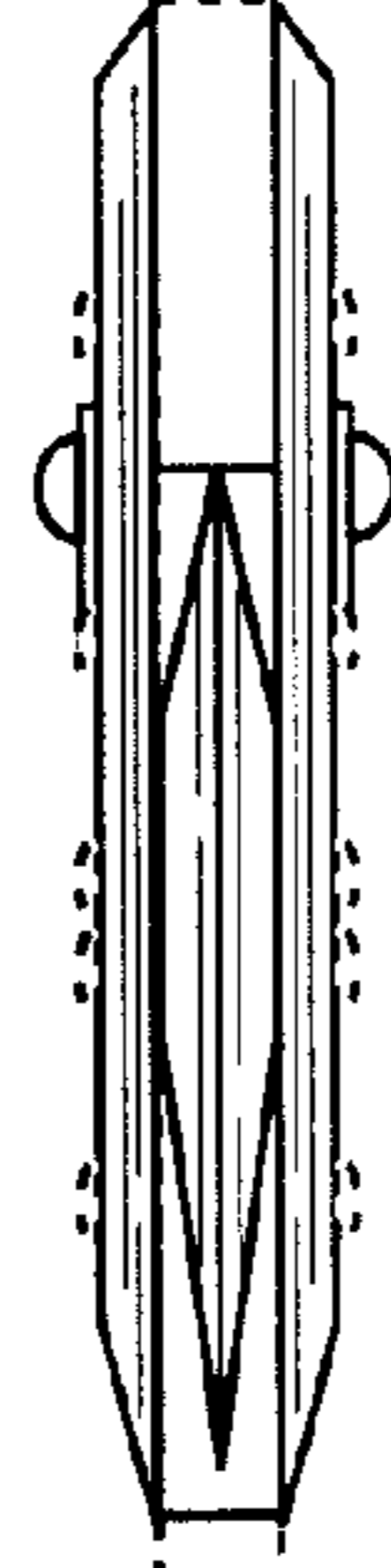

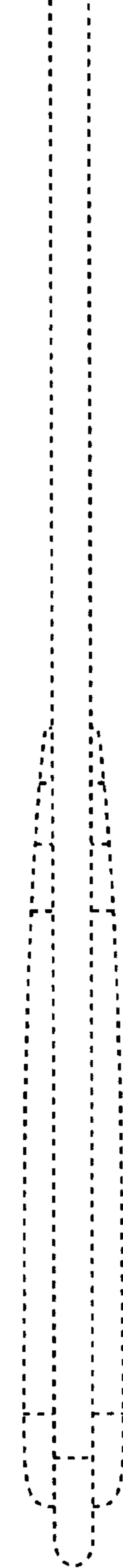


FIG. 5



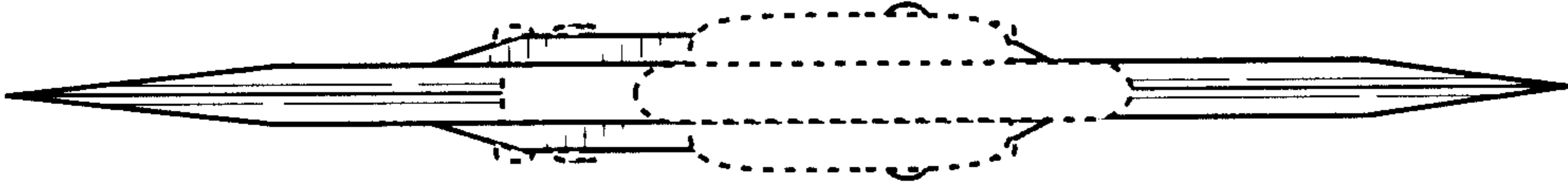


FIG. 6




FIG. 7