



US00D464540S

(12) **United States Design Patent**
Richwine et al.

(10) **Patent No.: US D464,540 S**
(45) **Date of Patent: ** Oct. 22, 2002**

(54) **LOPPER**
(75) Inventors: **Karen A. Richwine**, Mechanicsburg, PA (US); **Roger L. Butcher**, Washington, WV (US); **Charles F. T. Merritt**, Southport, CT (US)
(73) Assignee: **Ames True Temper, Inc.**, Camp Hill, PA (US)
(**) Term: **14 Years**

D304,154 S 10/1989 Osterhout
D320,333 S * 10/1991 Grove D8/5
5,263,254 A 11/1993 Orthey
D346,538 S 5/1994 Florian
D357,390 S * 4/1995 Thompson et al. D8/5
5,727,319 A 3/1998 Myerchin et al.
D405,663 S * 2/1999 Deville D8/5
D413,052 S * 8/1999 Staton D8/5
D416,458 S 11/1999 Kun-Meng
D434,955 S 12/2000 Ronan
D436,815 S 1/2001 Yang

(21) Appl. No.: **29/150,249**
(22) Filed: **Nov. 16, 2001**
(51) **LOC (7) Cl. 08-01**
(52) **U.S. Cl. D8/5**
(58) **Field of Search D8/1, 4, 5; 30/287, 30/252, 261, 262**

* cited by examiner

Primary Examiner—Robin V. Taylor
(74) *Attorney, Agent, or Firm*—Pillsbury Winthrop LLP

(57) **CLAIM**

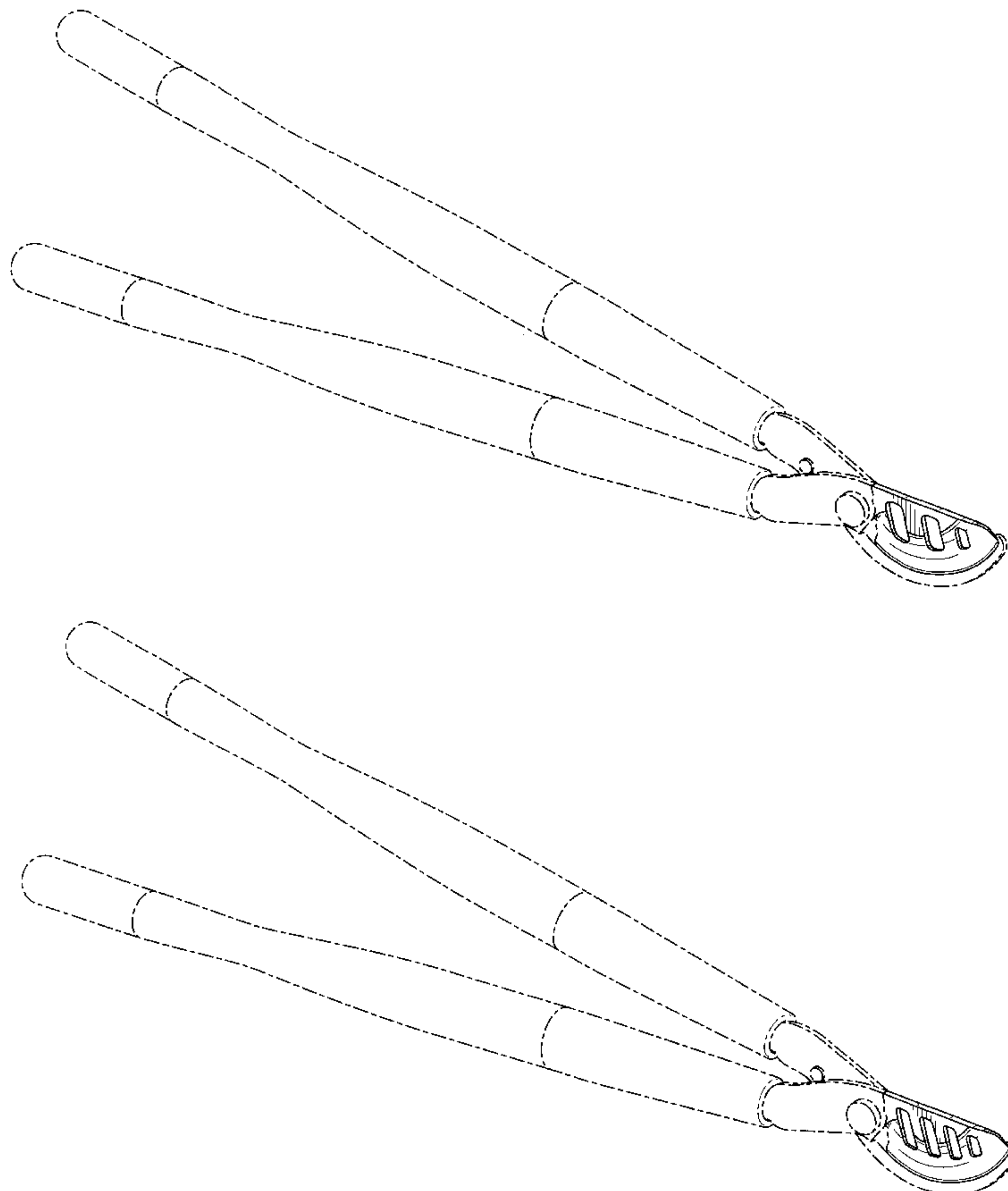
The ornamental design for a lopper, as shown and described.

DESCRIPTION

FIG. 1 is a perspective view of a lopper showing our new design;
FIG. 2 is a side view thereof;
FIG. 3 is a perspective view of another embodiment thereof; and,
FIG. 4 is a side view thereof.
The broken line showing is for illustrative purposes only and forms no part of the claimed design.

(56) **References Cited**
U.S. PATENT DOCUMENTS
3,372,478 A * 3/1968 Wallace et al. 30/287
3,553,999 A 1/1971 Rommel
D238,650 S 2/1976 Koblick
3,965,719 A 6/1976 Hays
4,028,756 A 6/1977 Couto
D284,734 S 7/1986 Kurylo et al.
4,630,462 A 12/1986 Wiener et al.

1 Claim, 4 Drawing Sheets



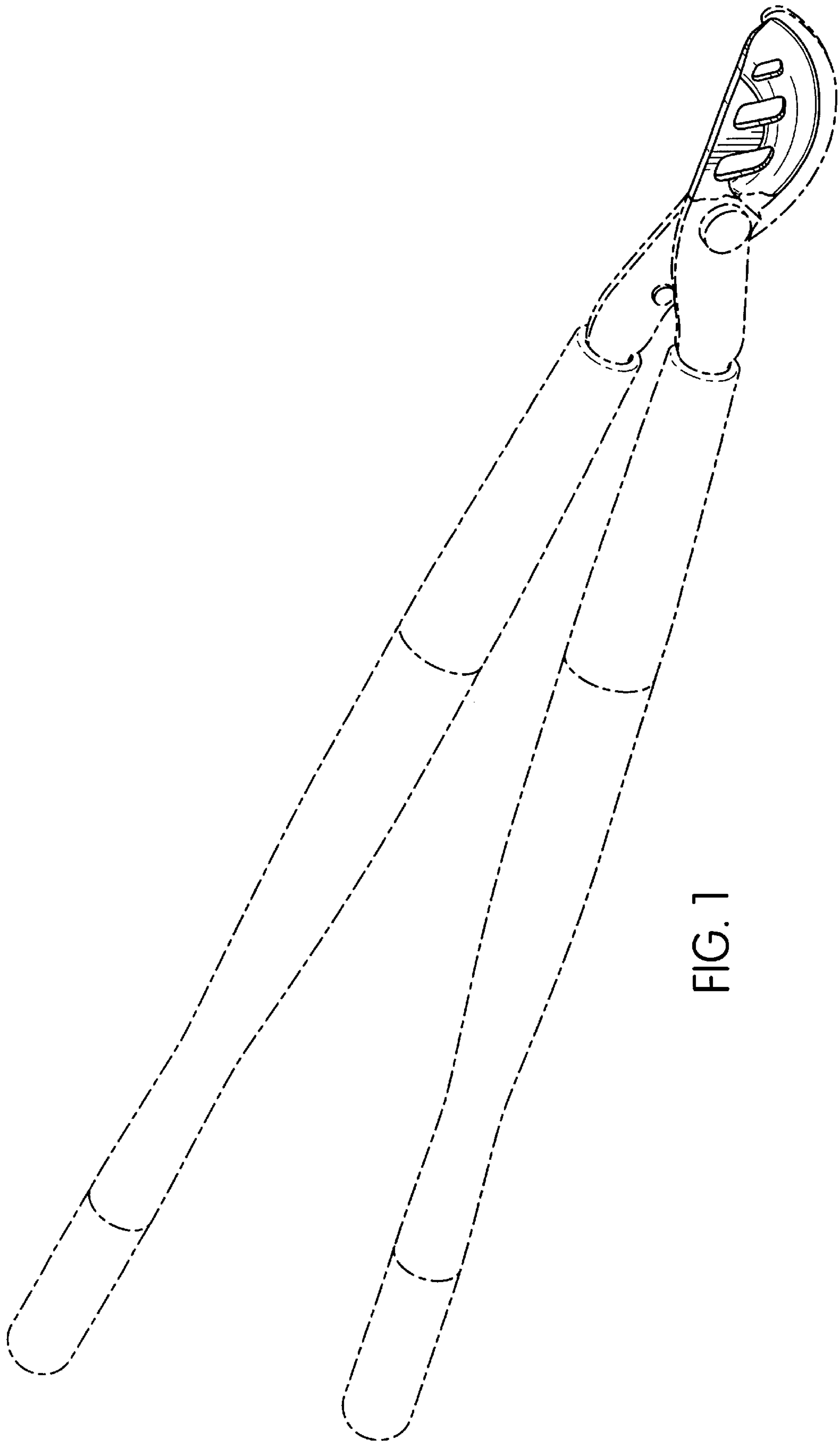


FIG. 1

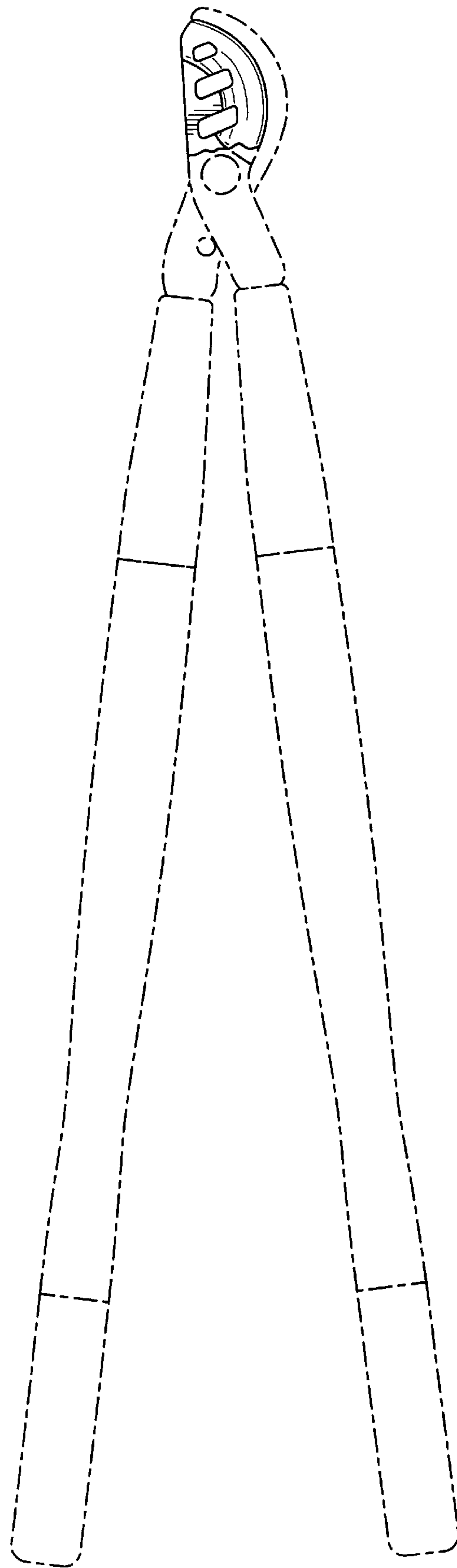


FIG. 2

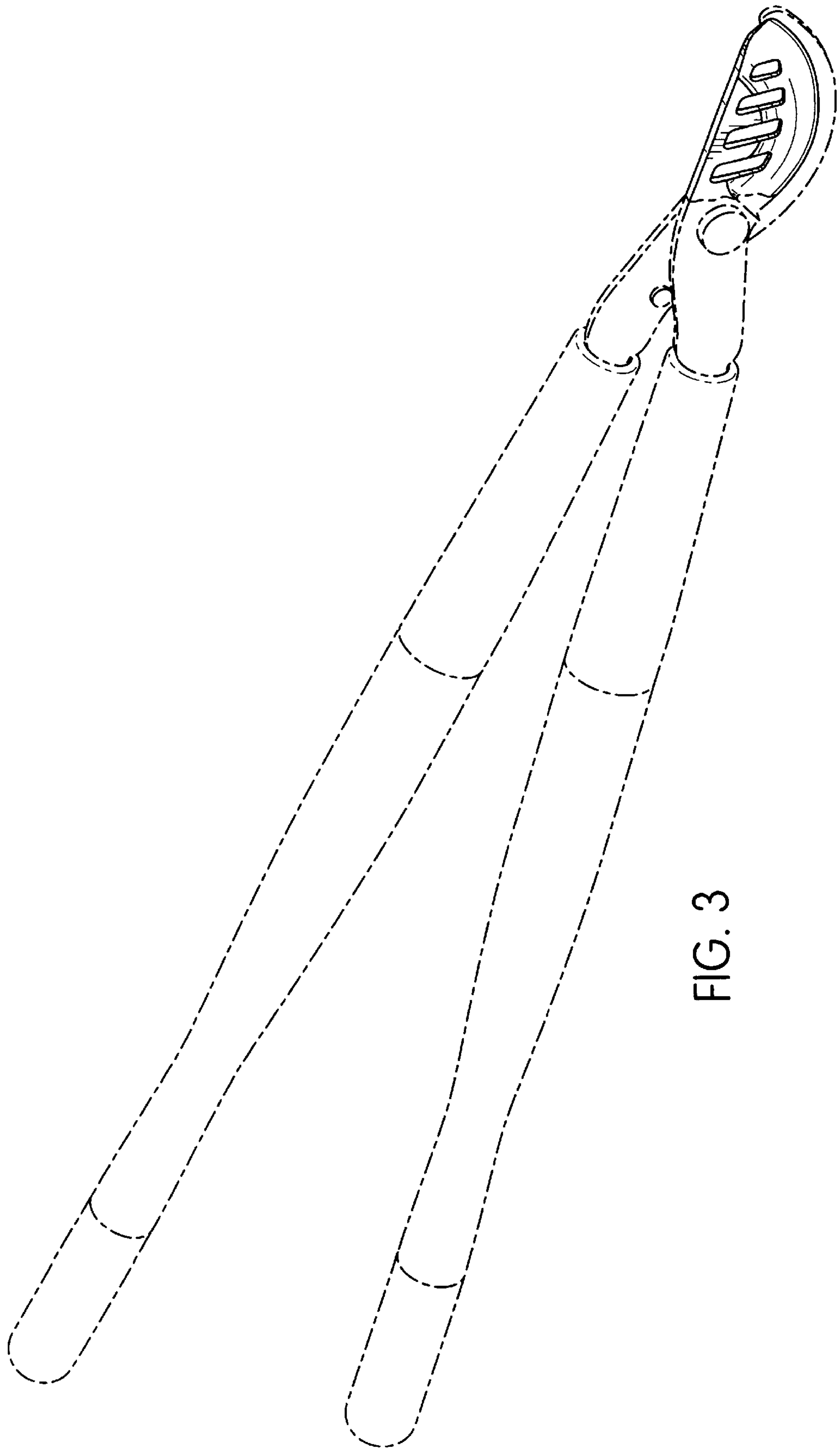


FIG. 3

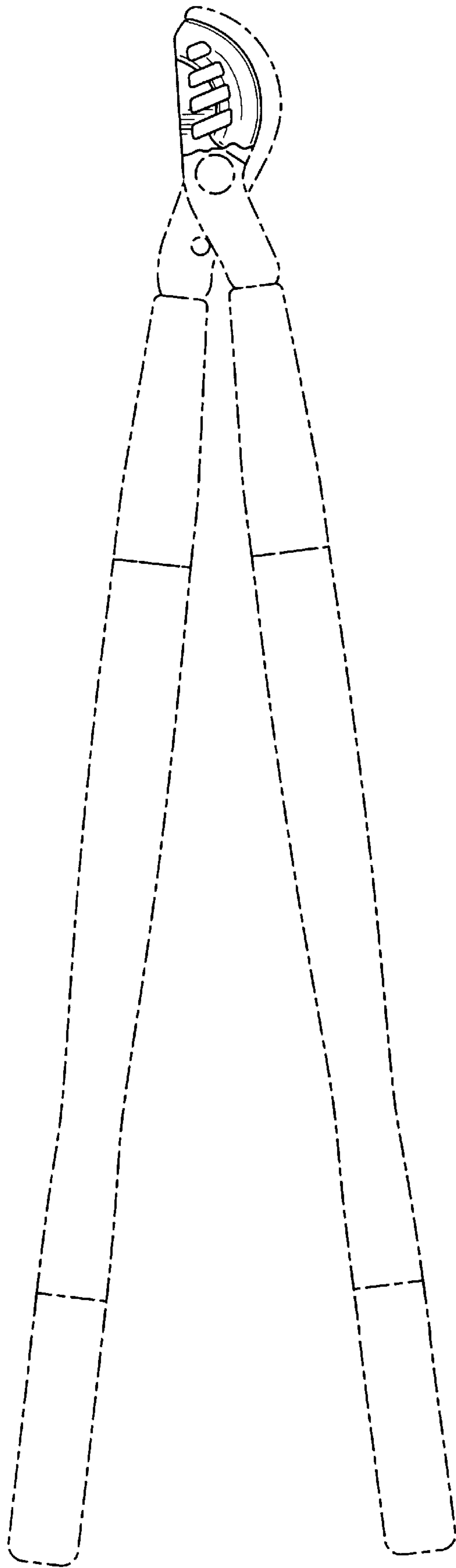


FIG. 4