



US00D464539S

(12) **United States Design Patent**  
**Richwine et al.**

(10) **Patent No.:** **US D464,539 S**

(45) **Date of Patent:** **\*\* Oct. 22, 2002**

(54) **BYPASS TYPE HAND PRUNER**  
  
(75) Inventors: **Karen A. Richwine**, Mechanicsburg, PA (US); **Roger L. Butcher**, Washington, WV (US); **Charles F. T. Merritt**, Southport, CT (US)

(73) Assignee: **Ames True Temper, Inc.**, Camp Hill, PA (US)

(\*\*) Term: **14 Years**

(21) Appl. No.: **29/150,248**

(22) Filed: **Nov. 16, 2001**

(51) **LOC (7) Cl.** ..... **08-01**

(52) **U.S. Cl.** ..... **D8/5**

(58) **Field of Search** ..... D8/1, 4, 5; 30/282, 30/261, 262, 252

5,263,254 A	11/1993	Orthey	
D346,538 S	5/1994	Florian	
D380,128 S	* 6/1997	Wu .....	D8/5
5,727,319 A	3/1998	Myerchin et al.	
D416,458 S	11/1999	Kun-Meng	
D419,406 S	* 1/2000	Wu .....	D8/4
D426,755 S	* 6/2000	Wu .....	D8/5
D433,888 S	* 11/2000	Choi .....	D8/5
D434,955 S	12/2000	Ronan	
D436,815 S	1/2001	Yang	

\* cited by examiner

*Primary Examiner*—Robin V. Taylor

(74) *Attorney, Agent, or Firm*—Pillsbury Winthrop LLP

(57) **CLAIM**

The ornamental design for a bypass type hand pruner, as shown and described.

**DESCRIPTION**

FIG. 1 is a perspective view of a bypass type hand pruner showing our new design;

FIG. 2 is a side view thereof;

FIG. 3 is a perspective view of another embodiment thereof; and,

FIG. 4 is a side view thereof.

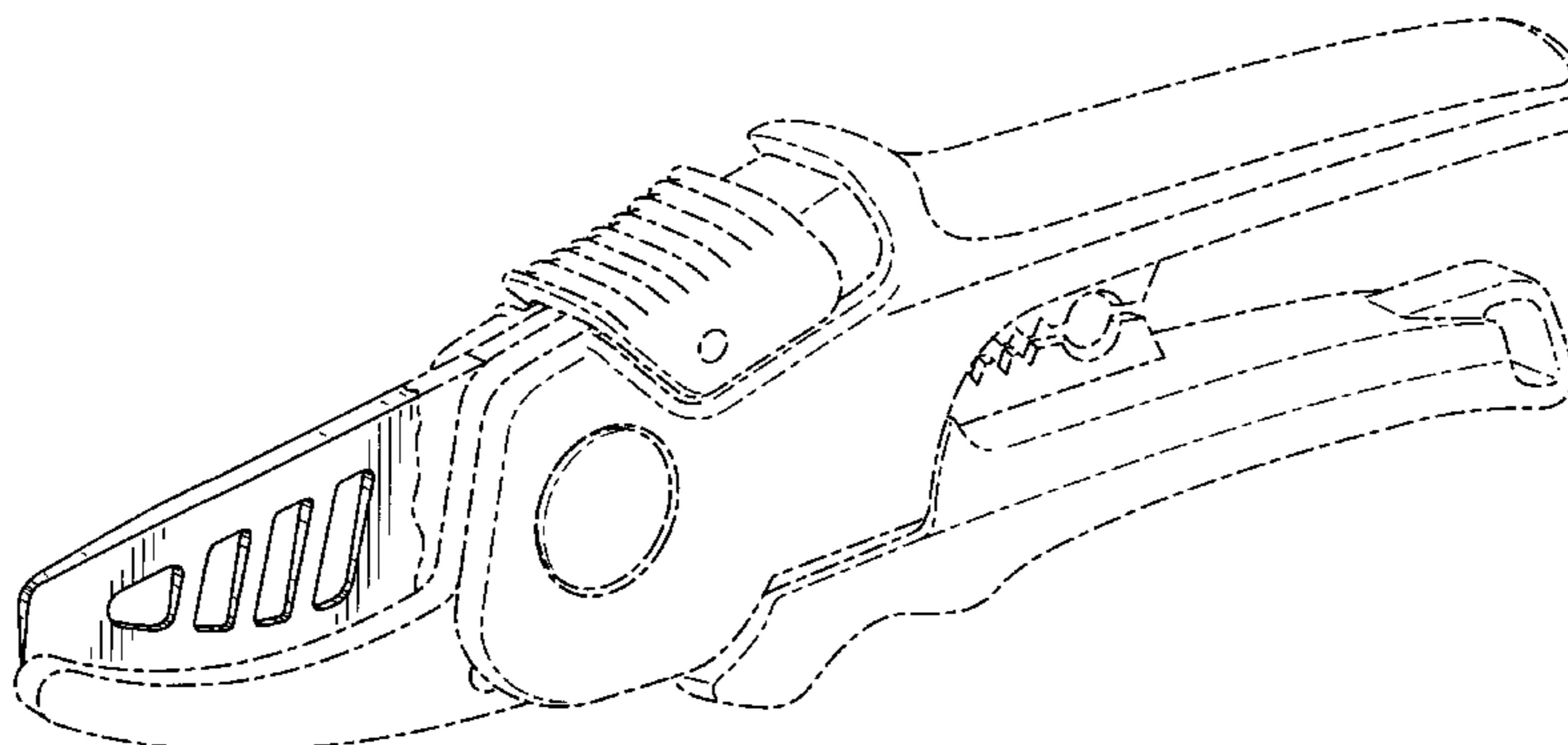
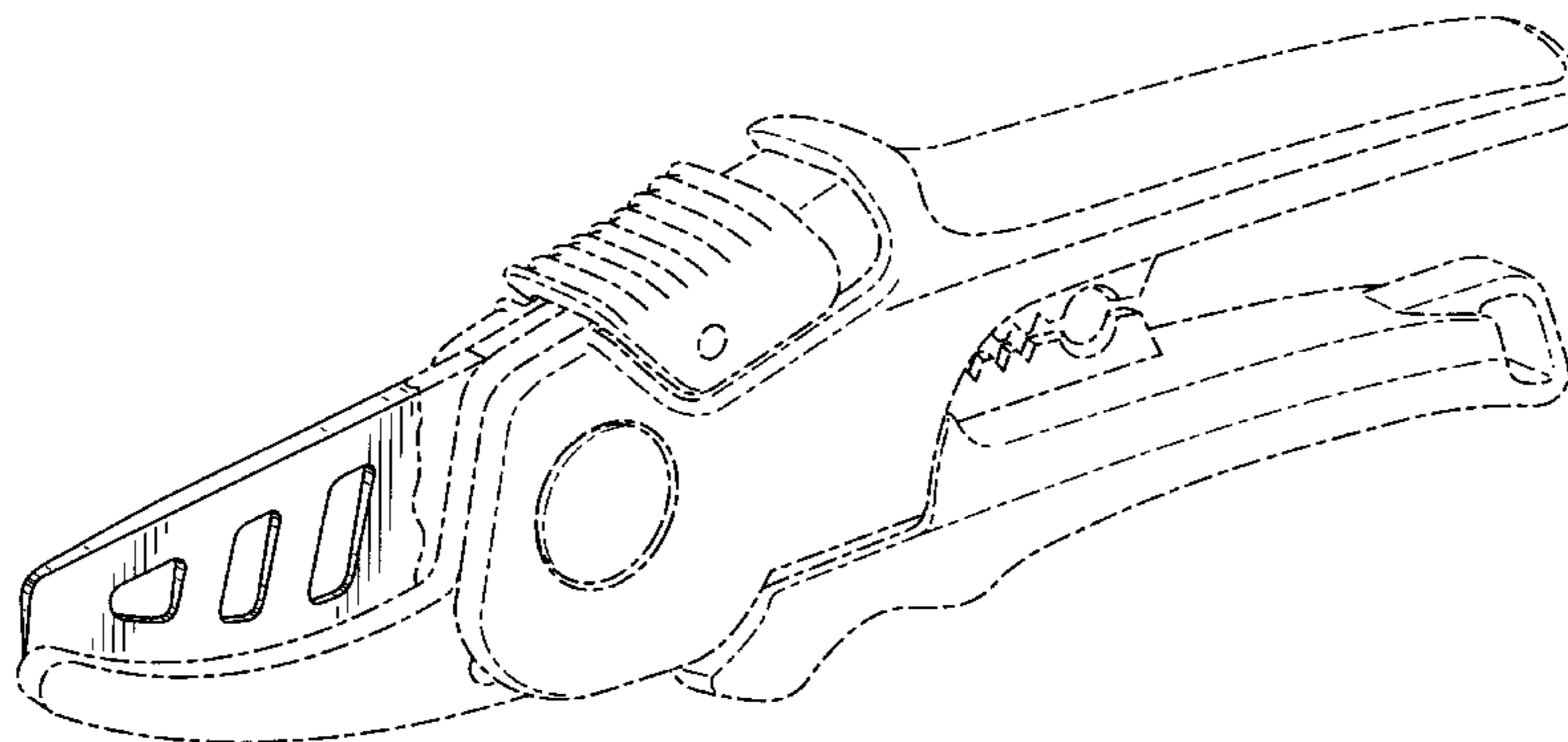
The broken line showing is for illustrative purposes only and forms no part of the claimed design.

**1 Claim, 4 Drawing Sheets**

(56) **References Cited**

**U.S. PATENT DOCUMENTS**

3,553,999 A	1/1971	Rommel
D238,650 S	2/1976	Koblick
3,965,719 A	6/1976	Hays
4,028,756 A	6/1977	Couto
D284,734 S	7/1986	Kurylo et al.
4,630,462 A	12/1986	Wiener et al.
D304,154 S	10/1989	Osterhout



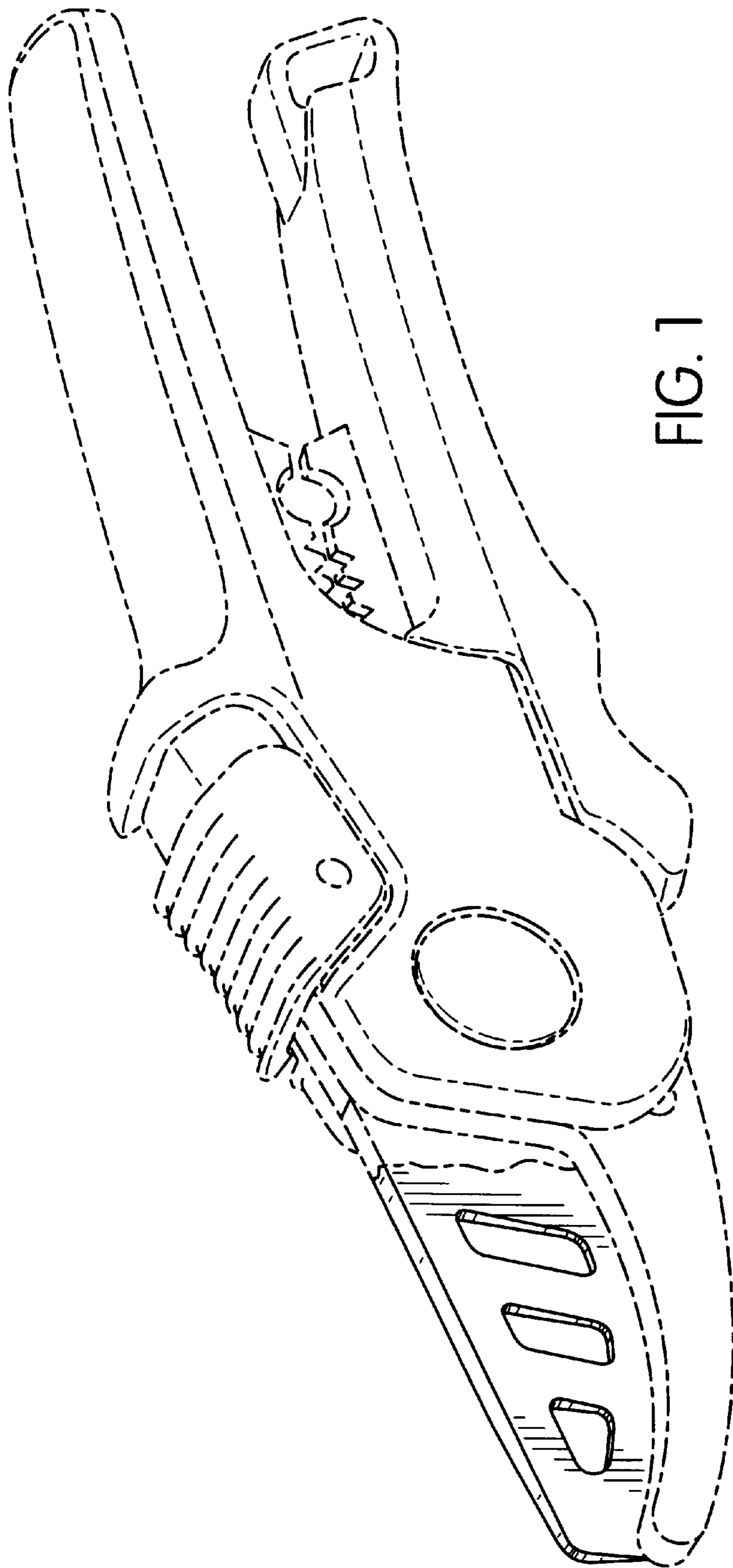


FIG. 1

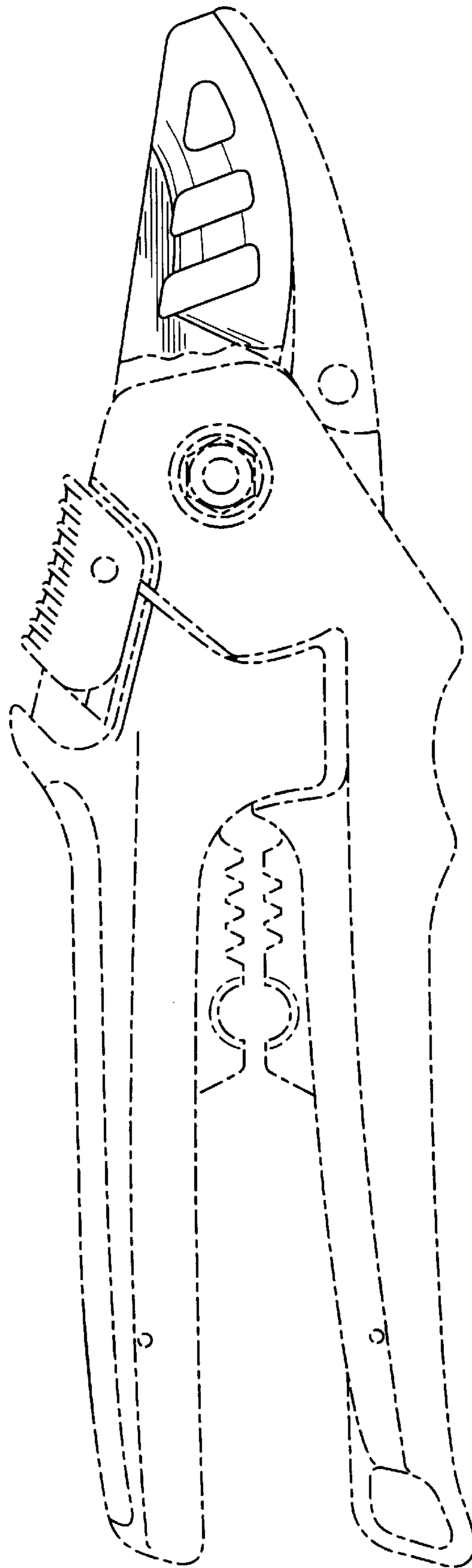


FIG. 2

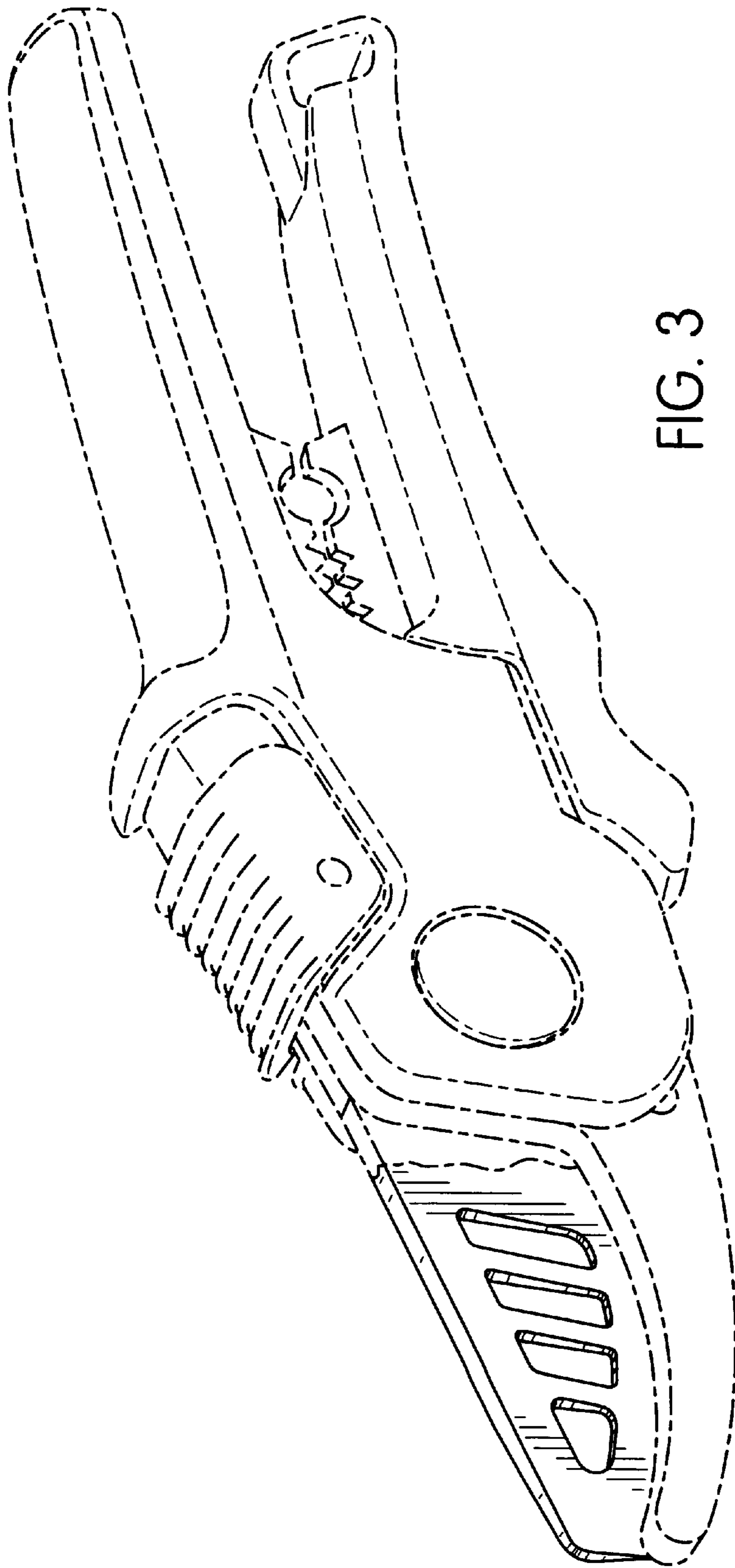


FIG. 3

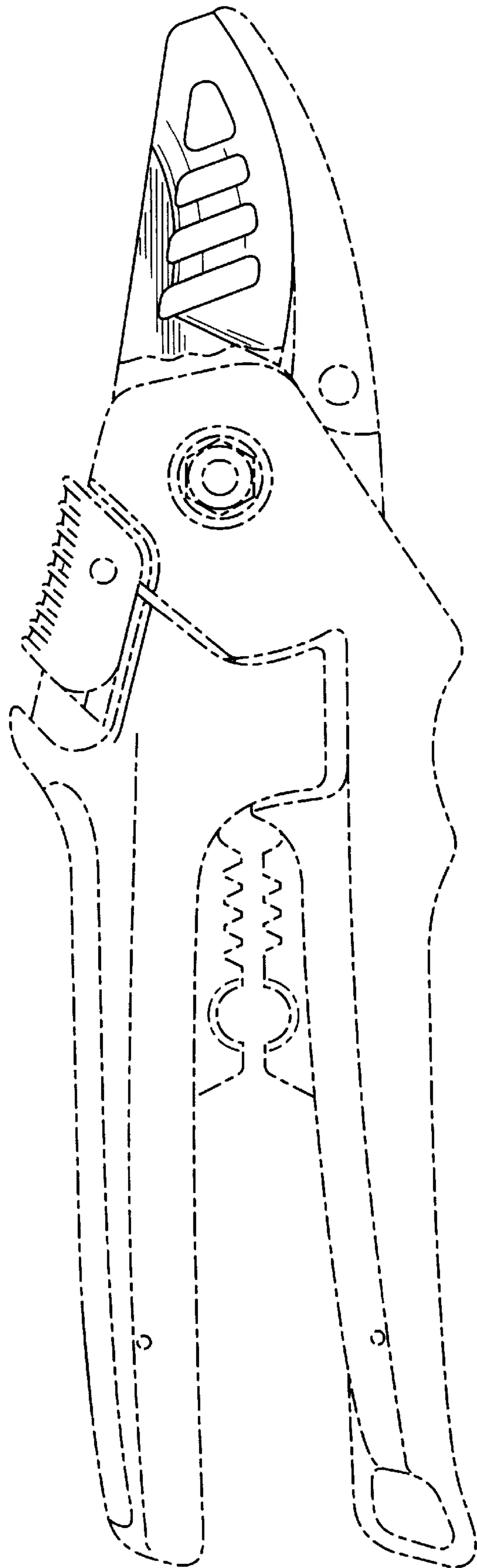


FIG. 4