



US00D464527S

(12) **United States Design Patent**
Klock et al.

(10) **Patent No.:** **US D464,527 S**

(45) **Date of Patent:** **** Oct. 22, 2002**

(54) **CONTAINER COVER HANDLE**

(75) Inventors: **Paul J. Klock**, Rochester, NY (US);
David A. Vogler, Rochester, NY (US);
Emmanuel V. Tanghal, Rochester, NY (US)

(73) Assignee: **World Kitchen, Inc.**, Elmira, NY (US)

(**) Term: **14 Years**

(21) Appl. No.: **29/143,188**

(22) Filed: **Jun. 8, 2001**

(51) **LOC (7) Cl.** **07-01**

(52) **U.S. Cl.** **D7/393**

(58) **Field of Search** D7/391-393, 629,
D7/538-548; 220/780-783, 792-799; 16/110.1

(56) **References Cited**

U.S. PATENT DOCUMENTS

- D100,993 S * 8/1936 Fay D7/391
- D276,875 S * 12/1984 Gulotta D7/392.1 X
- D277,724 S * 2/1985 Daenen et al. D7/392
- D416,170 S * 11/1999 Stucke, Jr. et al. D7/392
- D428,763 S * 8/2000 Hashimoto D7/392.1

OTHER PUBLICATIONS

- Corningware Housewares Catalog, 1978.
- Corningware Housewares Catalog, Mar. 1981, pp. 14-15.
- Corningware Housewares Catalog, 1981, pp. 4-5, 10-11.

Corningware Housewares Catalog, 1982, pp. 7, 14, 15.

Corningware Housewares Catalog, 1983.

Corningware Housewares Catalog, 1991.

Corningware Housewares Catalog, 1998.

Corningware Housewares Catalog, 1999.

* cited by examiner

Primary Examiner—Terry A. Wallace

(74) *Attorney, Agent, or Firm*—Wolf, Greenfield & Sacks, P.C.

(57) **CLAIM**

The ornamental design for a container cover handle, as shown and described.

DESCRIPTION

FIG. 1 is a perspective view of the container cover handle showing our new design, the broken lines showing the container cover for illustrative purposes only and forming no part of the claimed design;

FIG. 2 is a top view thereof;

FIG. 3 is a bottom view thereof;

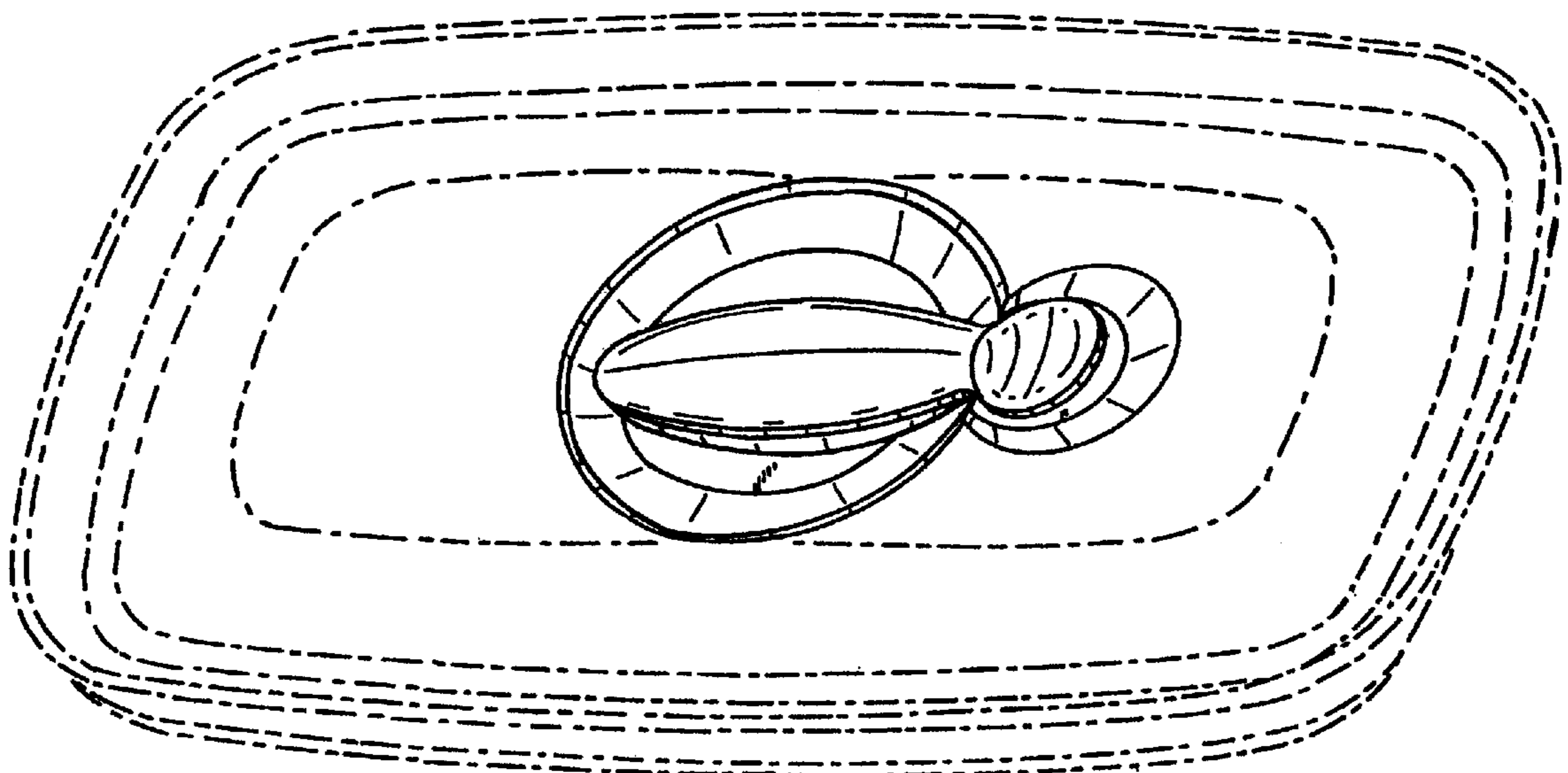
FIG. 4 is a front view thereof;

FIG. 5 is a rear view thereof;

FIG. 6 is a left side view thereof; and,

FIG. 7 is a right side view thereof.

1 Claim, 2 Drawing Sheets



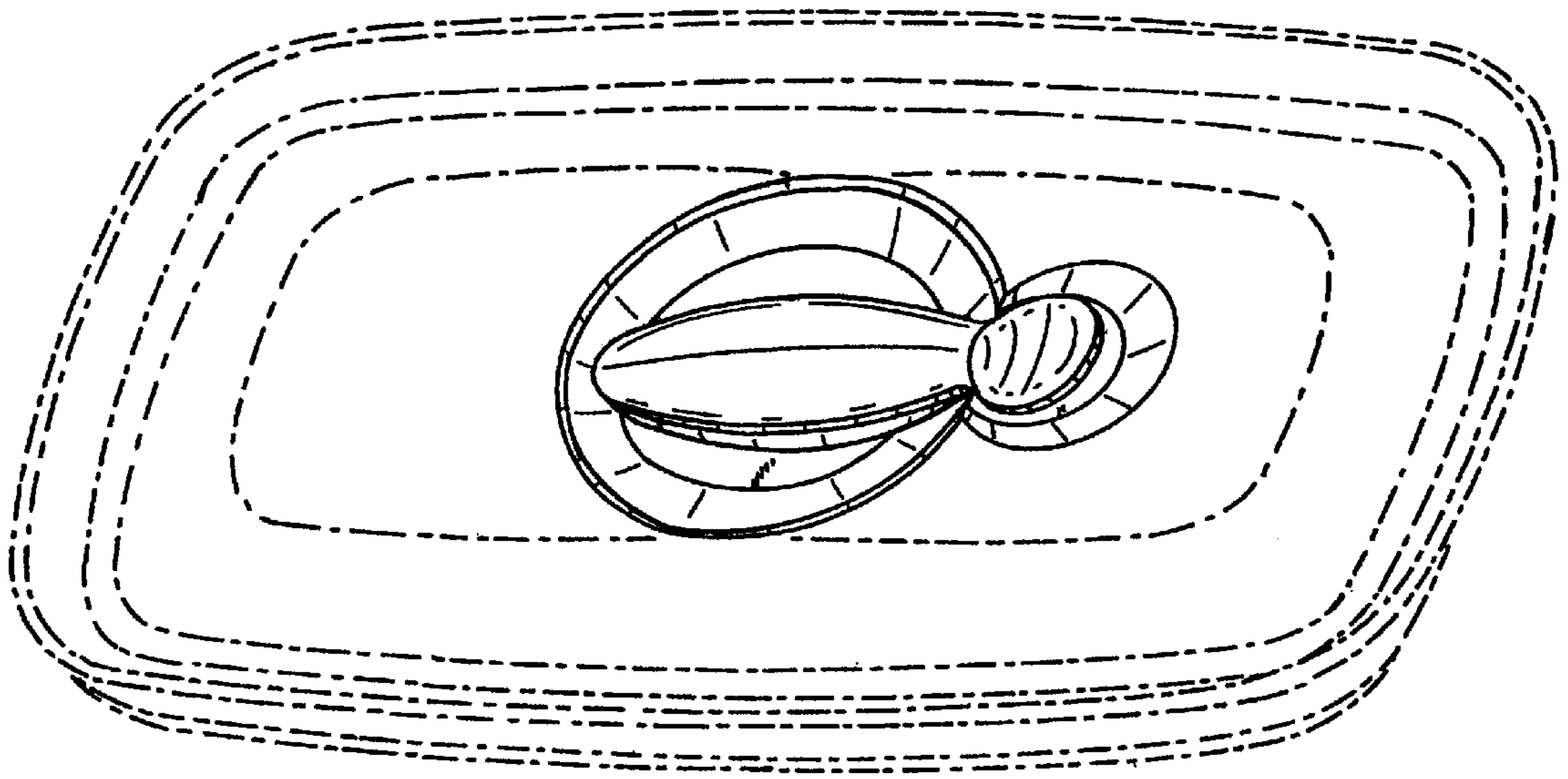


Fig. 1

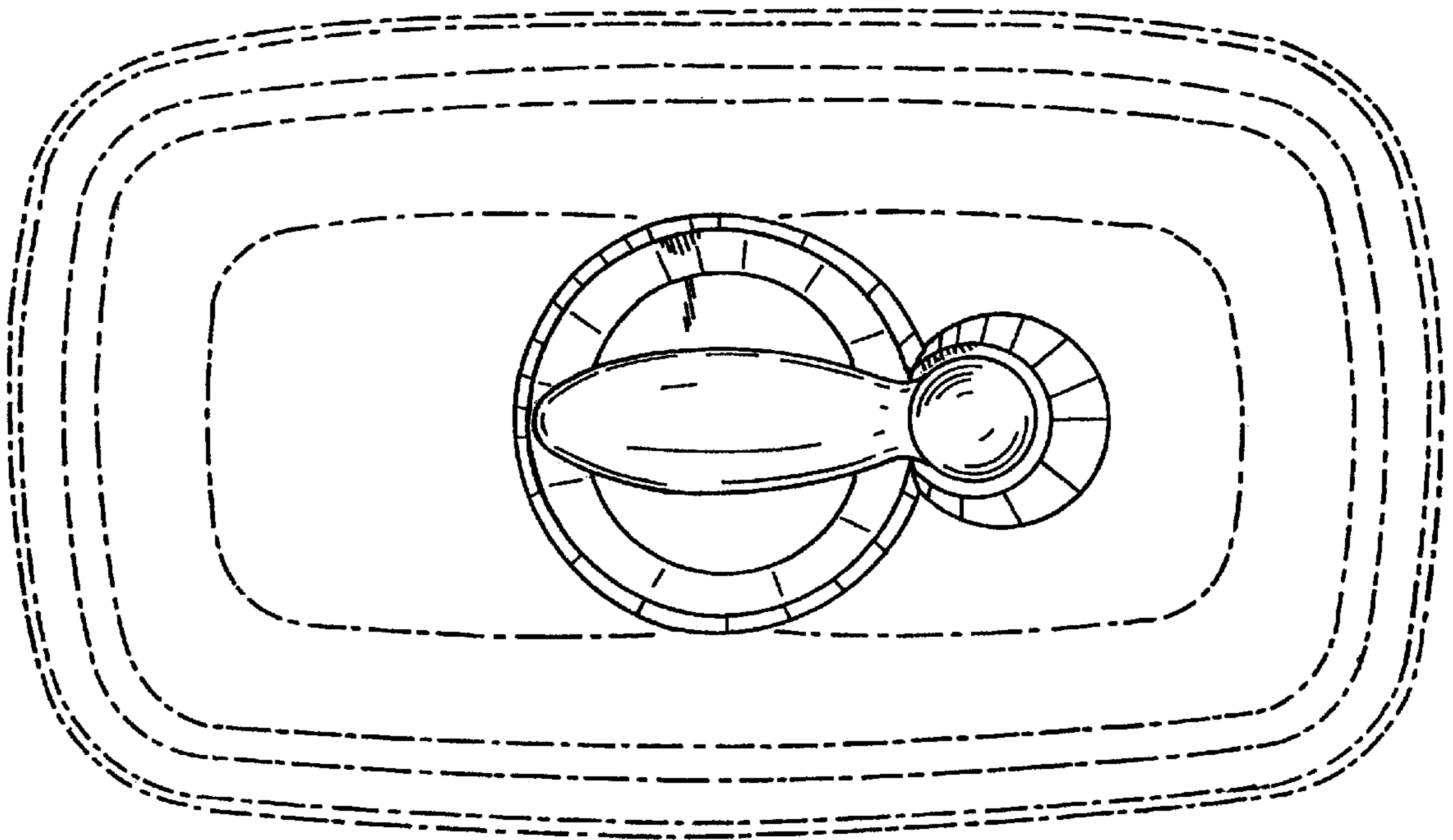


Fig. 2

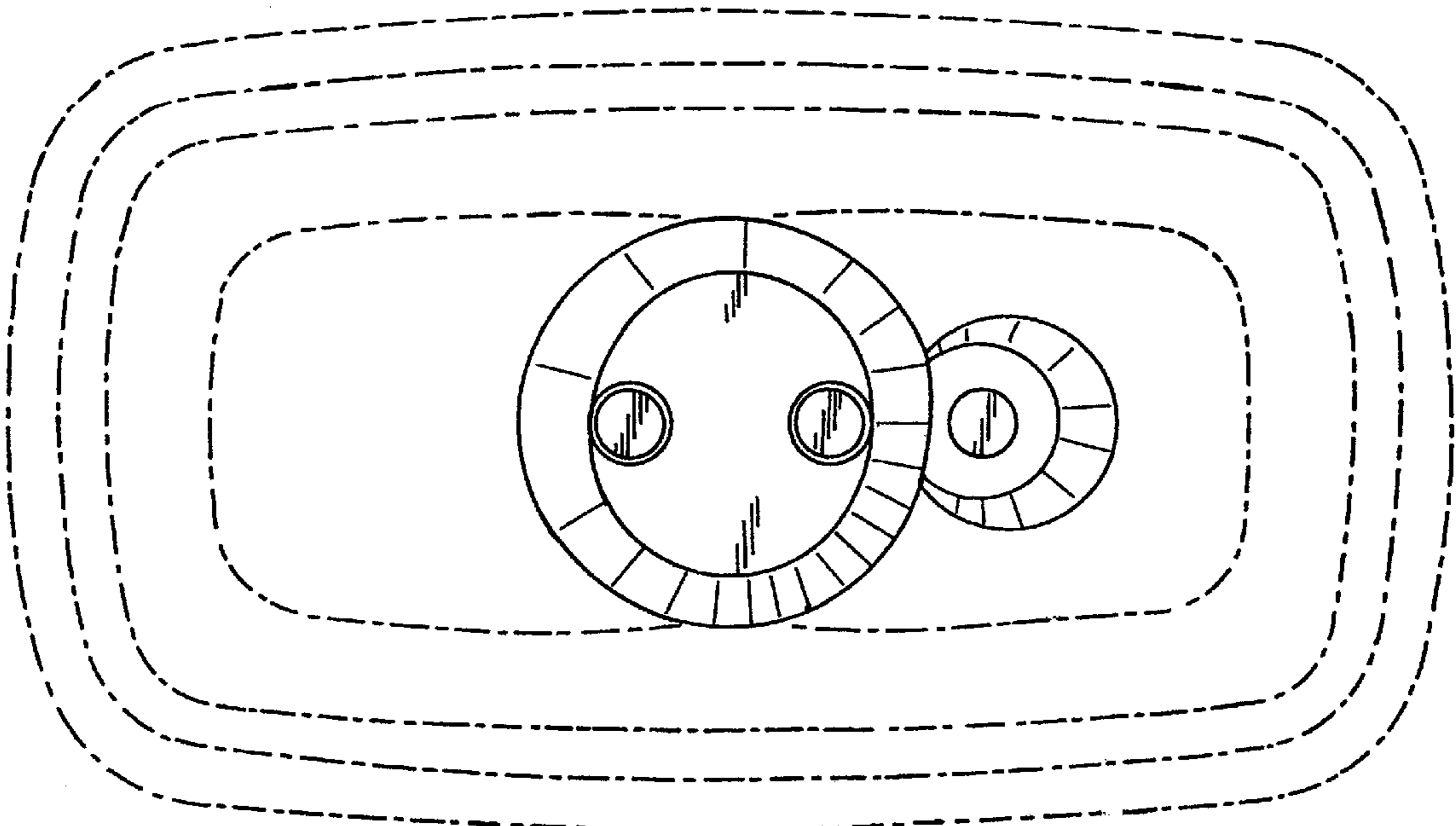


Fig. 3




Fig. 4




Fig. 5

Fig. 6



Fig. 7

