



US00D464507S

(12) **United States Design Patent**
Estana et al.

(10) **Patent No.:**

US D464,507 S

(45) **Date of Patent:**

**** Oct. 22, 2002**

(54) **BASE FOR APPLIANCES**

(76) Inventors: **Ima S Estana**, 2622 112th St.,
Lynwood, CA (US) 90262; **Antonio**
Gonzalez, 2622 112th St., Lynwood,
CA (US) 90262

(**) Term: **14 Years**

(21) Appl. No.: **29/154,446**

(22) Filed: **Jan. 25, 2002**

(51) **LOC (7) Cl.** **06-04**

(52) **U.S. Cl.** **D6/449**

(58) **Field of Search** D6/310-312, 328,
D6/329, 396, 408, 419, 420, 429, 449,
462, 465-467, 471, 474, 491-495, 509-511;
211/13.1, 70.6, 72, 73, 78, 85, 135, 181.1,
182, 49.1, 132.1, 149; 248/371, 349.1

(56) **References Cited**

U.S. PATENT DOCUMENTS

- 1,795,925 A 3/1931 Block
- 1,999,172 A 4/1935 Boer
- 2,763,259 A 9/1956 Chambers et al.
- D206,999 S * 2/1967 Michaeli D34/23
- 4,243,197 A * 1/1981 Wright 248/678

- D274,878 S * 7/1984 Kates D6/511
- D313,099 S * 12/1990 Tasley D34/23 X
- D334,184 S * 3/1993 Weaver et al. D14/114
- 5,368,263 A 11/1994 Harrison
- D395,117 S * 6/1998 Persson D34/38
- D430,218 S * 8/2000 Godwin et al. D20/10
- D459,049 S * 6/2002 Apps et al. D34/38

* cited by examiner

Primary Examiner—Cathron C. Brooks

(57) **CLAIM**

The ornamental design for a base for appliances, as shown and described.

DESCRIPTION


FIG. 1 is a front elevational view of the base for appliances of the present invention, the rear view being a mirror image thereof;

FIG. 2 is a left side elevational view of the base for appliances of FIG. 1, the right view being a mirror image thereof;

FIG. 3 is a top plan view of the base for appliances of FIG. 1; and,

FIG. 4 is a bottom plan view of the base for appliances of FIG. 1.

1 Claim, 3 Drawing Sheets



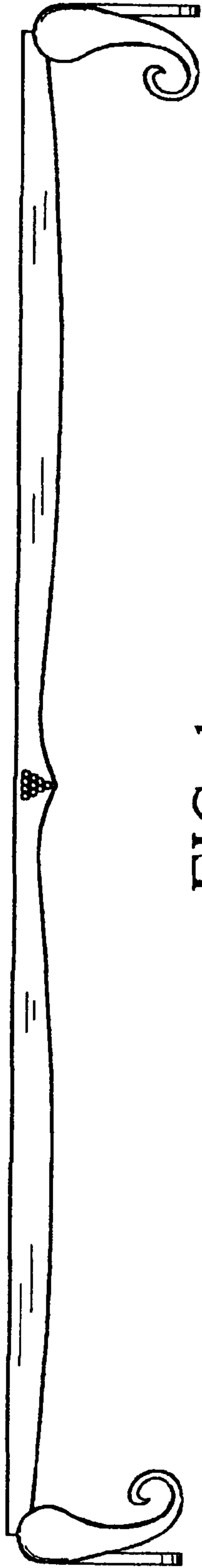


FIG. 1

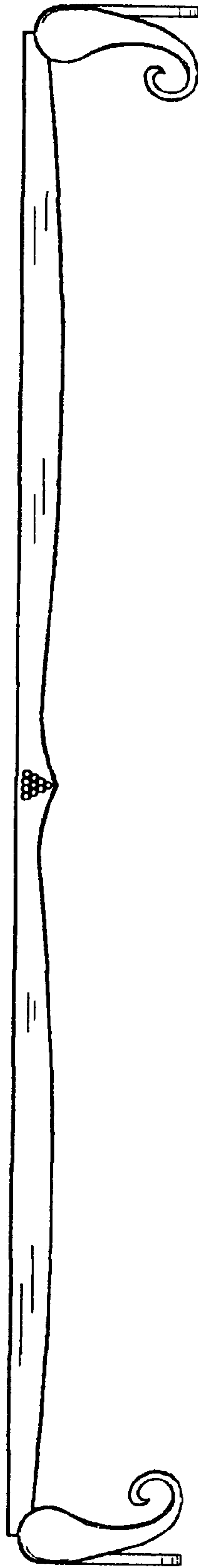


FIG. 2




FIG. 3




FIG. 4