



US00D464506S

(12) **United States Design Patent** (10) **Patent No.:** **US D464,506 S**  
**Tobin, Jr.** (45) **Date of Patent:** **\*\* Oct. 22, 2002**

(54) **ARMOIRE**

(75) Inventor: **Avis Edward Tobin, Jr.**, Lexington, NC (US)

(73) Assignee: **Thomasville Furniture Industries, Inc.**, Thomasville, NC (US)

(\*\*) Term: **14 Years**

(21) Appl. No.: **29/156,132**

(22) Filed: **Feb. 22, 2002**

(51) **LOC (7) Cl.** ..... **06-04**

(52) **U.S. Cl.** ..... **D6/446**

(58) **Field of Search** ..... D6/436, 437-439, D6/445-447, 470; 312/114, 117, 204, 224

(56) **References Cited**

**U.S. PATENT DOCUMENTS**

D45,934 S	*	6/1914	Haverfield	.....	D6/438
D94,367 S	*	1/1935	Toll	.....	D6/447
D343,743 S	*	2/1994	Stone	.....	D6/438
D372,376 S		8/1996	Walters, III et al.	.....	D6/445
D374,136 S		10/1996	Walters, III et al.	.....	D6/436
D378,791 S		4/1997	Walters, III et al.	.....	D6/492
D380,322 S		7/1997	Walters, III et al.	.....	D6/492
D416,403 S	*	11/1999	Cain	.....	D6/445
D421,354 S		3/2000	Walters, III et al.	.....	D6/492

**OTHER PUBLICATIONS**

Entertainment Center, Summer Cottage Collection brochure, Thomasville Furniture Industries, Inc. p. 11, available as of filing date.

Shoji screen, *Zen Interiors*, p. 52, 1999.

Photo of entertainment center with 2 retractable doors, Roche-Bobois, available as of filing date.

Photo of shoji screen window, source unknown, available as of filing date.

Photo of shoji screen, source unknown, available as of filing date.

Furniture Today, Lane Armoire, p. 51, Oct. 16, 2000.\*

Jordan Marsh Circular, Armoire, p. 16, Aug. 1992, Dept. Store Boxes.\*

Bloomingtons Circular, Entertainment Cabinet, p. 4, Jul. 1993, Dept. Store Boxes.\*

\* cited by examiner

*Primary Examiner*—Cathron C. Brooks

(74) *Attorney, Agent, or Firm*—Womble Carlyle Sandridge & Rice, PLLC

(57) **CLAIM**

The ornamental design for an armoire, as shown and described.

**DESCRIPTION**

FIG. 1 is a left front perspective view of an armoire showing my new design;

FIG. 2 is a side elevational view, the opposite side being a mirror image thereof; and,

FIG. 3 is a front elevational view thereof.

The views of the armoire not shown form no part of the claimed design. The dashed lines represent environmental elements only and form no part of the claimed design.

**1 Claim, 3 Drawing Sheets**






FIG. 1




FIG. 2




FIG. 3