



US00D464505S

(12) **United States Design Patent**
Cain

(10) **Patent No.:** **US D464,505 S**

(45) **Date of Patent:** **** Oct. 22, 2002**

(54) **CHEST**

(75) Inventor: **Charles C. Cain**, High Point, NC (US)

(73) Assignee: **Thomasville Furniture Industries, Inc.**, Thomasville, NC (US)

(**) Term: **14 Years**

(21) Appl. No.: **29/156,075**

(22) Filed: **Feb. 22, 2002**

(51) **LOC (7) Cl.** **06-04**

(52) **U.S. Cl.** **D6/441; D6/446**

(58) **Field of Search** D6/432-448; 312/138.1,
312/196, 204, 224, 238, 278, 279, 291

(56) **References Cited**

U.S. PATENT DOCUMENTS

D420,833 S	2/2000	Cain	D6/445
D439,439 S	* 3/2001	Hazen et al.	D6/441
D450,477 S	* 11/2001	McDaniel et al.	D6/441
D455,287 S	* 4/2002	OaHare et al.	D6/441

OTHER PUBLICATIONS

Thomasville, Mahogany Collection, Chest-on-Chest, 1993, p. 7.*

Chest, Elysee Collection brochure, Thomasville Furniture Industries, Inc., p. 7, 1999.

Chest, Bridges Collection brochure, Thomasville Furniture Industries, Inc., p. 14, 2000.

Chest, Carlton Hall Collection brochure, Thomasville Furniture Industries, Inc., p. 10, 1996.

Grand Rapids Chest, American Revival Collection brochure, Thomasville Furniture Industries, Inc., p. 9, 1994.

* cited by examiner

Primary Examiner—Cathron C. Brooks

(74) *Attorney, Agent, or Firm*—Womble Carlyle Sandridge & Rice, PLLC

(57) **CLAIM**

The ornamental design for a chest, as shown and described.

DESCRIPTION

FIG. 1 is a left front perspective view of a chest showing my new design;


FIG. 2 is a side elevational view, the opposite side being a mirror image thereof;

FIG. 3 is a front elevational view thereof; and,

FIG. 4 is a top view thereof.

The views of the chest not shown form no part of the claimed design. The dashed lines represent environmental elements only and form no part of the claimed design.

1 Claim, 4 Drawing Sheets






FIG. 1

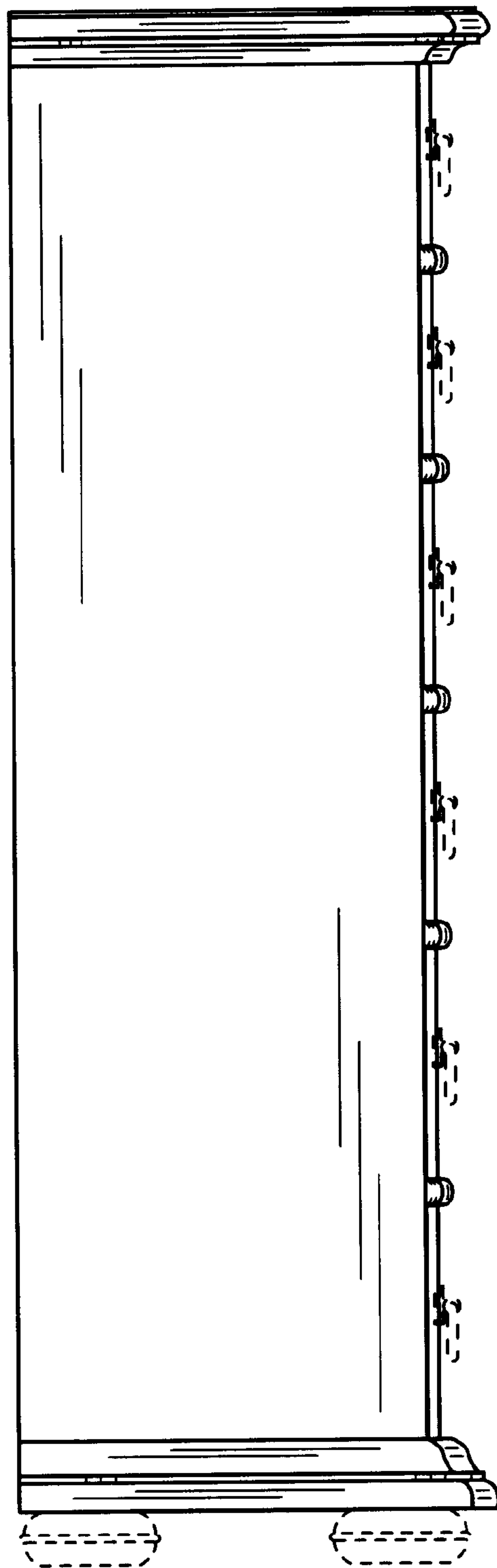


FIG. 2




FIG. 3

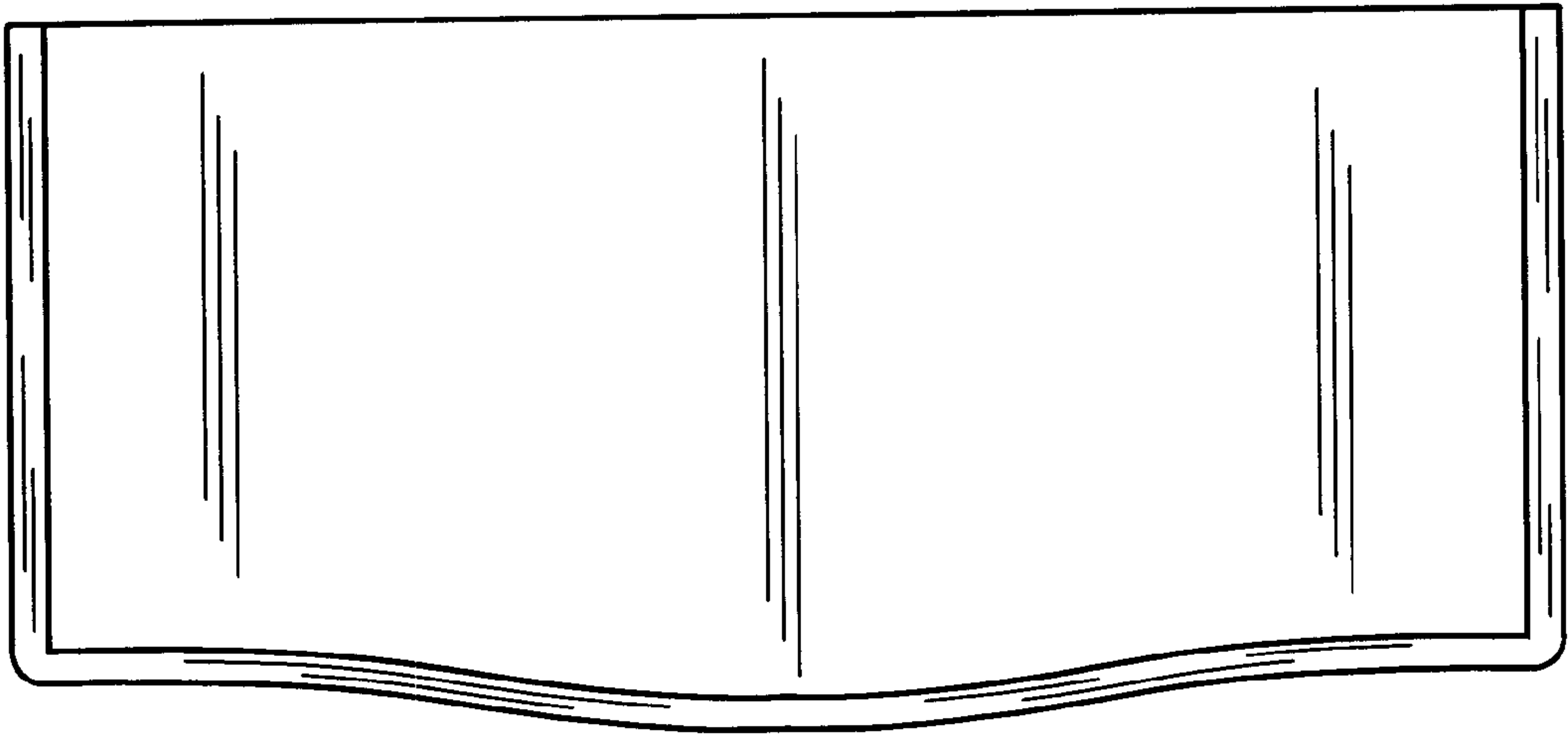


FIG. 4