



US00D464504S

(12) **United States Design Patent**  
**Cain**

(10) **Patent No.:** **US D464,504 S**

(45) **Date of Patent:** **\*\* Oct. 22, 2002**

(54) **BOOKCASE**

D371,469 S \* 7/1996 Paus ..... D6/436

D412,072 S \* 7/1999 Horn ..... D6/437

D439,075 S \* 3/2001 Ungaro ..... D6/445

(75) **Inventor:** **Charles C. Cain**, High Point, NC (US)

(73) **Assignee:** **Thomasville Furniture Industries, Inc.**, Thomasville, NC (US)

\* cited by examiner

(\*\*) **Term:** **14 Years**

*Primary Examiner*—Cathron C. Brooks

(74) *Attorney, Agent, or Firm*—Womble Carlyle Sandridge & Rice, PLLC

(21) **Appl. No.:** **29/156,125**

(57) **CLAIM**

(22) **Filed:** **Feb. 22, 2002**

The ornamental design for a bookcase, as shown and described.

(51) **LOC (7) Cl.** ..... **06-04**

**DESCRIPTION**

(52) **U.S. Cl.** ..... **D6/437**

(58) **Field of Search** ..... D6/432-448, 477-479;  
312/138.1, 196, 204, 224, 238, 278, 279,  
291

FIG. 1 is a left front perspective view of a bookcase showing my new design;

FIG. 2 is a left side elevational view thereof;

FIG. 3 is a front elevational view thereof; and,

FIG. 4 is a right side elevational view thereof.

The views of the bookcase not shown form no part of the claimed design. The dashed lines represent environmental elements only and form no part of the claimed design.

(56) **References Cited**

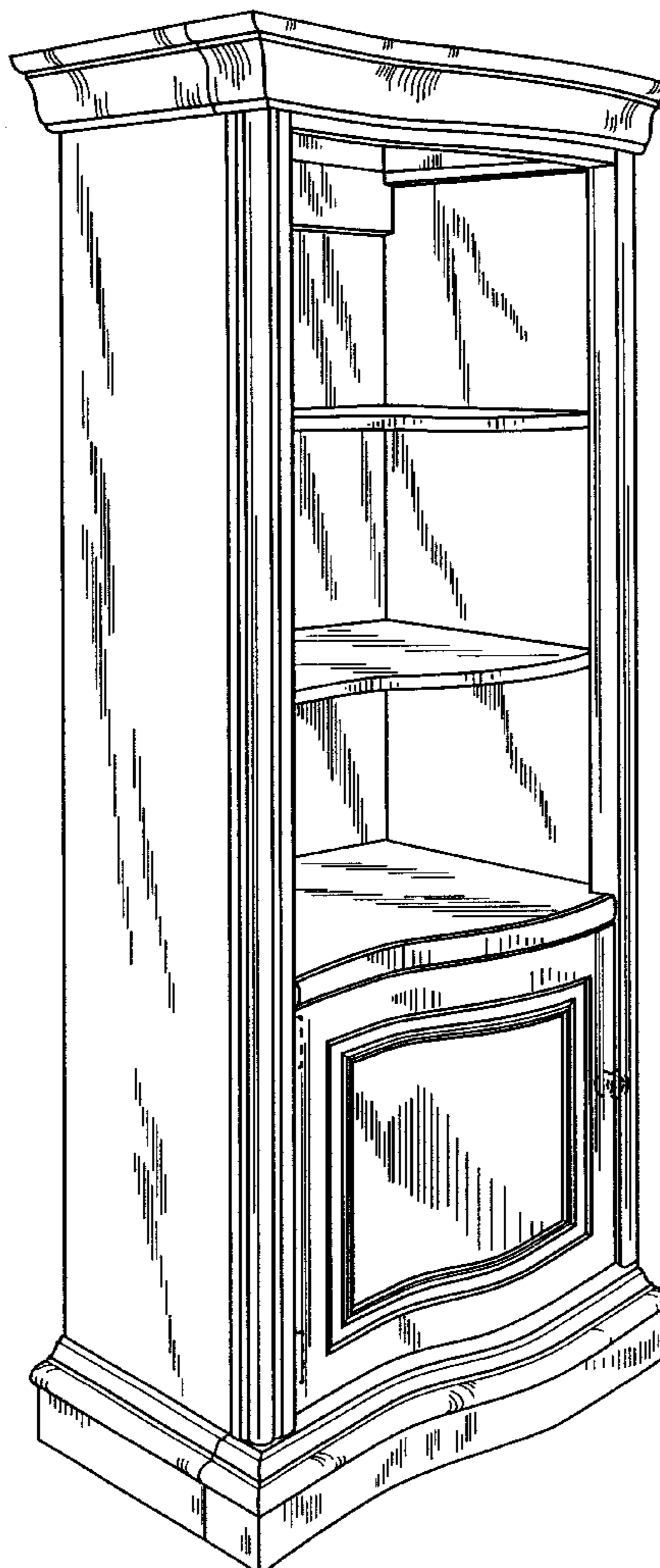
**U.S. PATENT DOCUMENTS**

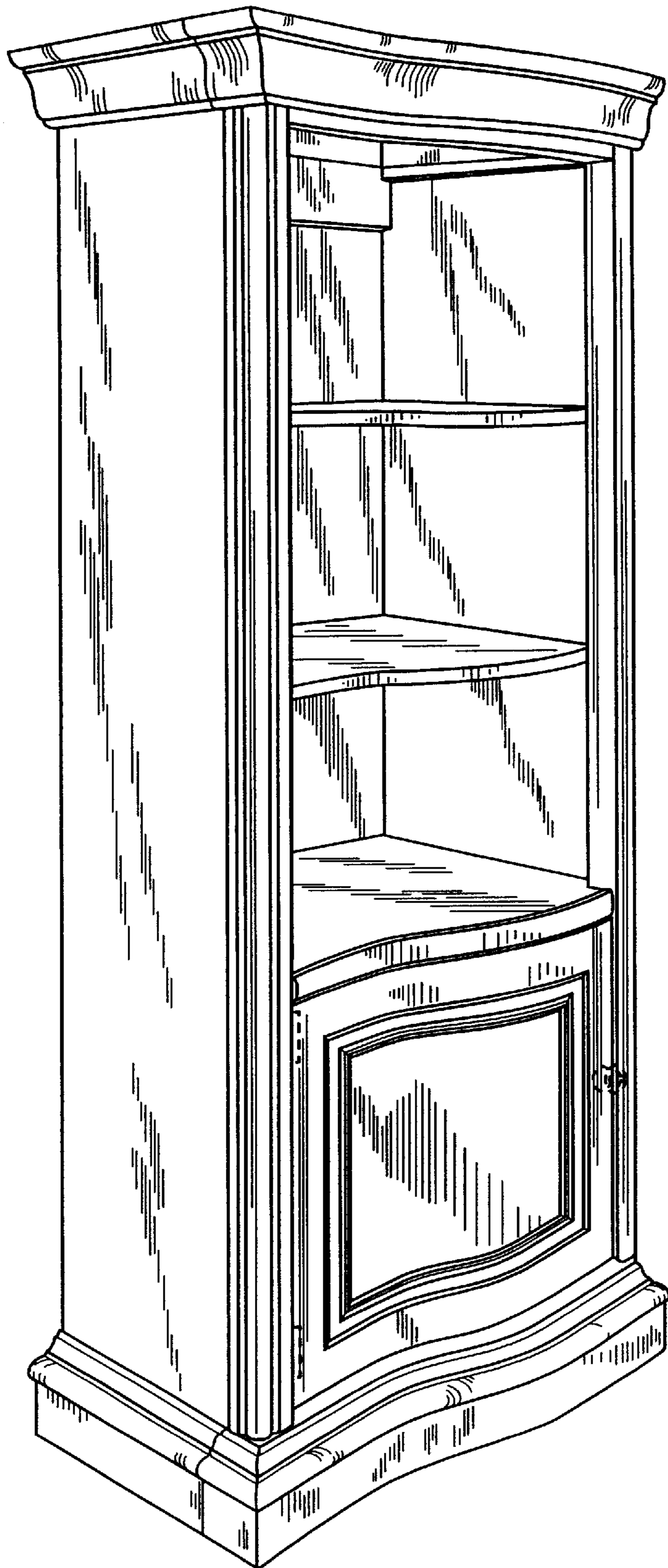
D86,294 S \* 2/1932 Simons et al. .... D6/438

4,735,471 A \* 4/1988 Riggsby ..... 312/312

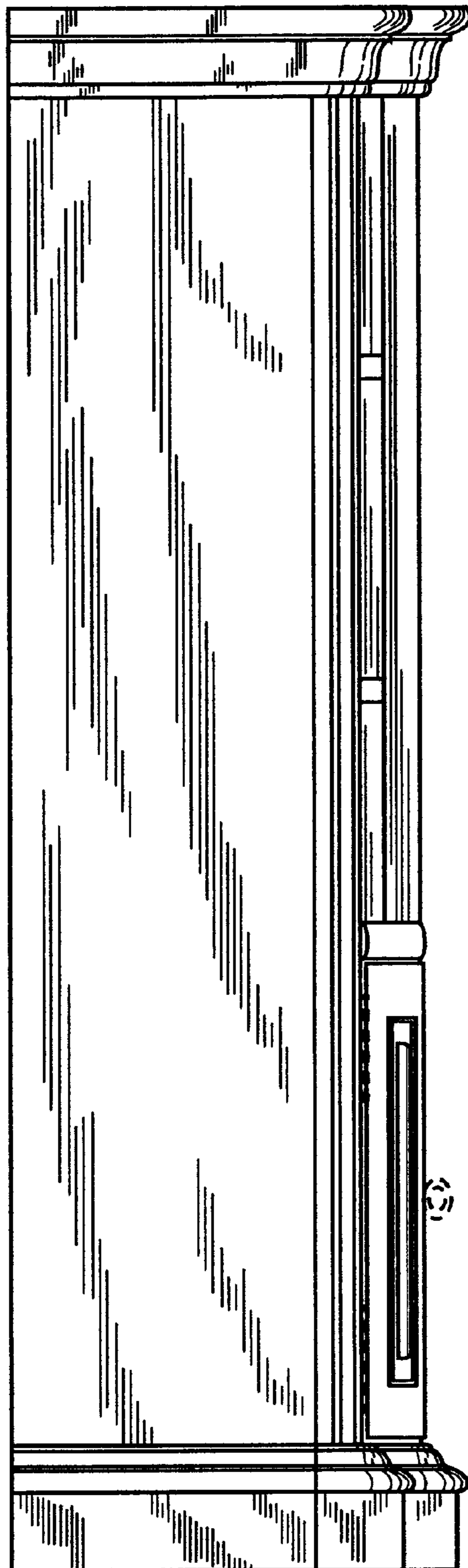
D371,016 S 6/1996 Walters, III et al. .... D6/436

**1 Claim, 4 Drawing Sheets**

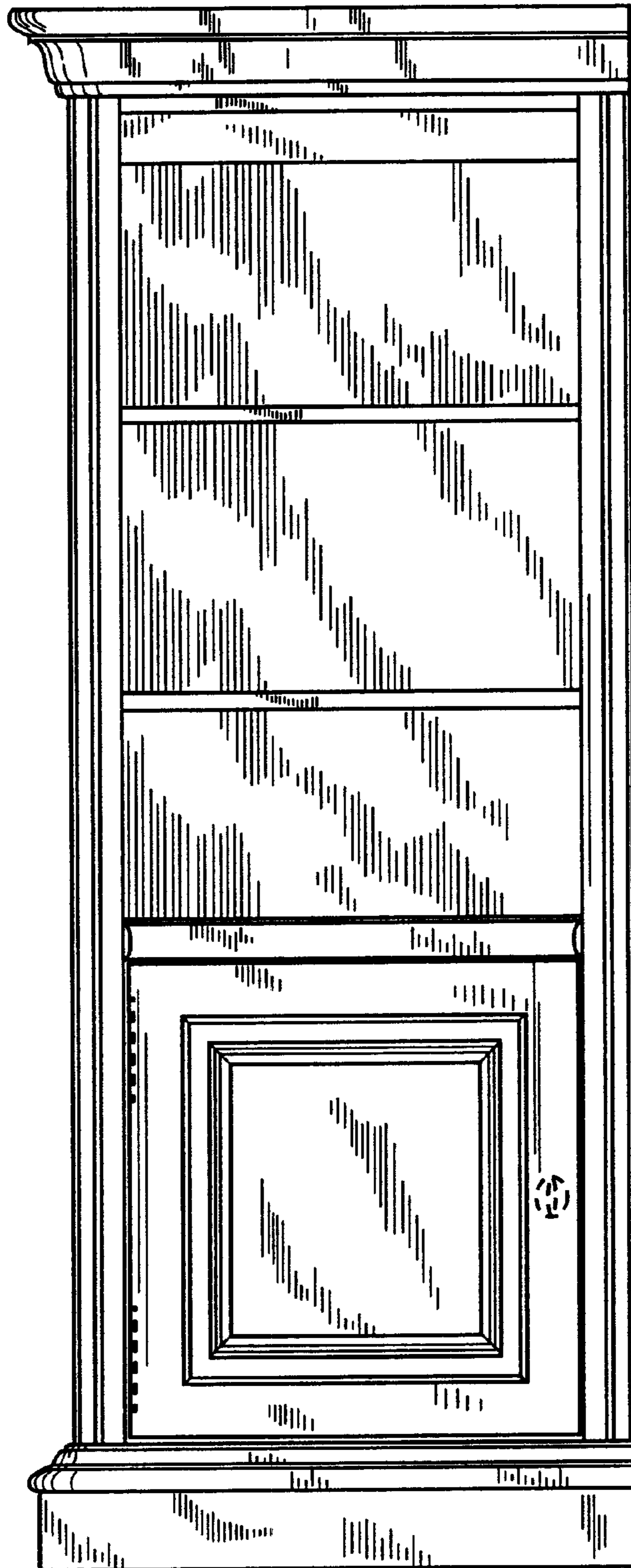





**FIG. 1**



**FIG. 2**



**FIG. 3**



**FIG. 4**