



US00D464497S

(12) **United States Design Patent**  
**De Blaay**

(10) **Patent No.:** **US D464,497 S**

(45) **Date of Patent:** **\*\* Oct. 22, 2002**

(54) **BED**

D423,246 S \* 4/2000 Cain ..... D6/393

(75) **Inventor:** **William E. De Blaay**, Manlius, NY  
(US)

\* cited by examiner

*Primary Examiner*—Janice E. Seeger

(73) **Assignee:** **L. & J. G. Stickley, Inc.**, Manlius, NY  
(US)

(74) *Attorney, Agent, or Firm*—Bernhard P. Molldrem, Jr.

(\*\*) **Term:** **14 Years**

(57) **CLAIM**

The ornamental design for a bed, as shown and described.

(21) **Appl. No.:** **29/154,783**

**DESCRIPTION**

(22) **Filed:** **Jan. 30, 2002**

FIG. 1 is a front elevation view of a bed showing my new design, having headboard and headrail, footrail and side rails, with carved corner posts.

(51) **LOC (7) Cl.** ..... **06-01**

(52) **U.S. Cl.** ..... **D6/393**

(58) **Field of Search** ..... D6/382, 388, 389,  
D6/392–395, 505–508; 5/53.1, 279.1, 280,  
281, 907

FIG. 2 is a side elevational view thereof, the opposite side elevation being a mirror image.

FIG. 3 is a back elevation thereof, showing details of the headboard.

(56) **References Cited**

**U.S. PATENT DOCUMENTS**

D340,593 S \* 10/1993 Black ..... D6/393


D408,647 S \* 4/1999 Zaidman ..... D6/393

D421,347 S \* 3/2000 O'Hare ..... D6/393

FIG. 4 is an top plan view thereof, with the head of the bed being at the left and the foot of the bed at the right; and, FIG. 5 is a perspective view thereof.

The bottom of the bed is plain and unadorned, and does not form a part of my design.

**1 Claim, 5 Drawing Sheets**






FIG. 1

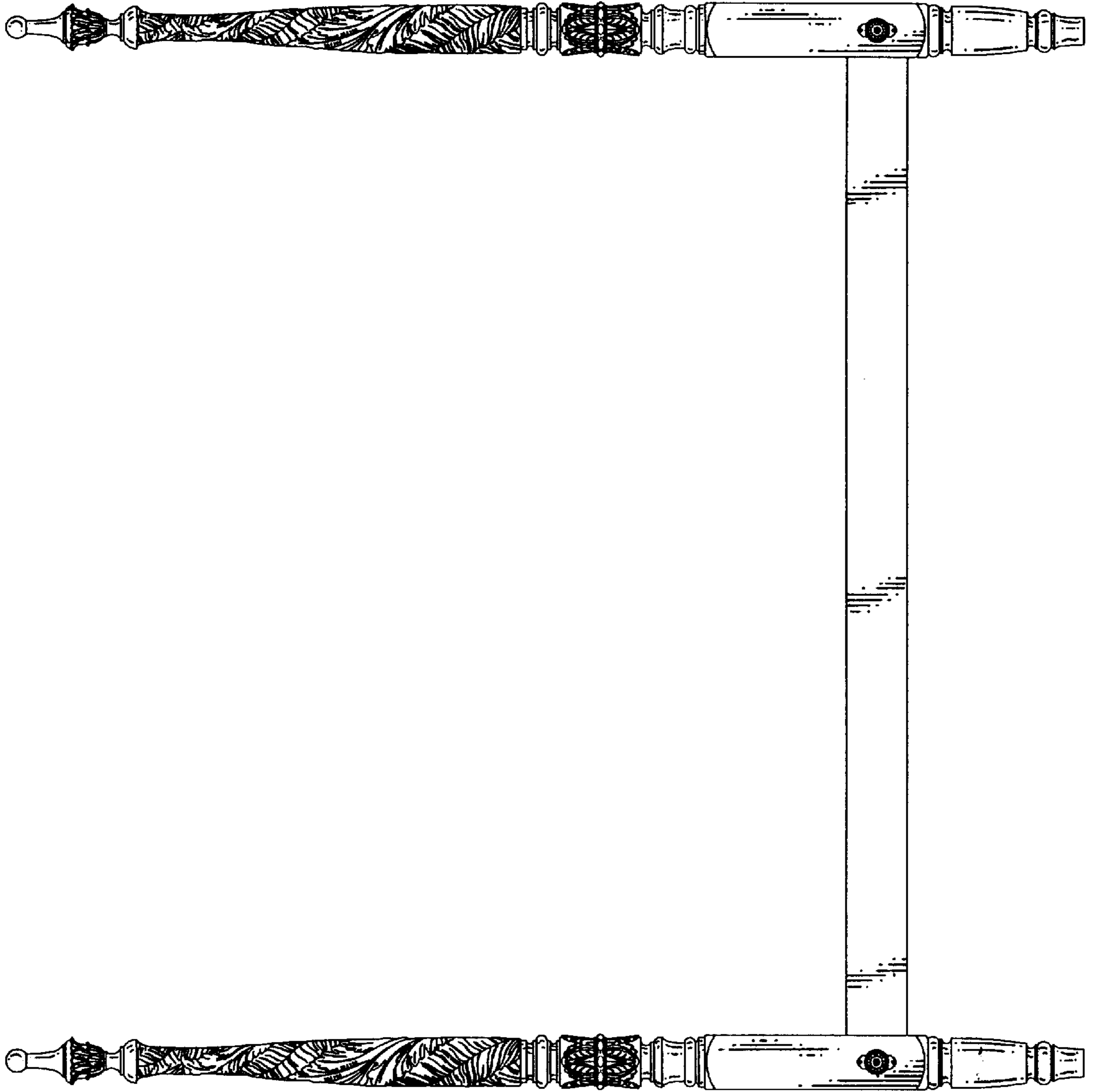


FIG. 2




FIG. 3




FIG. 4



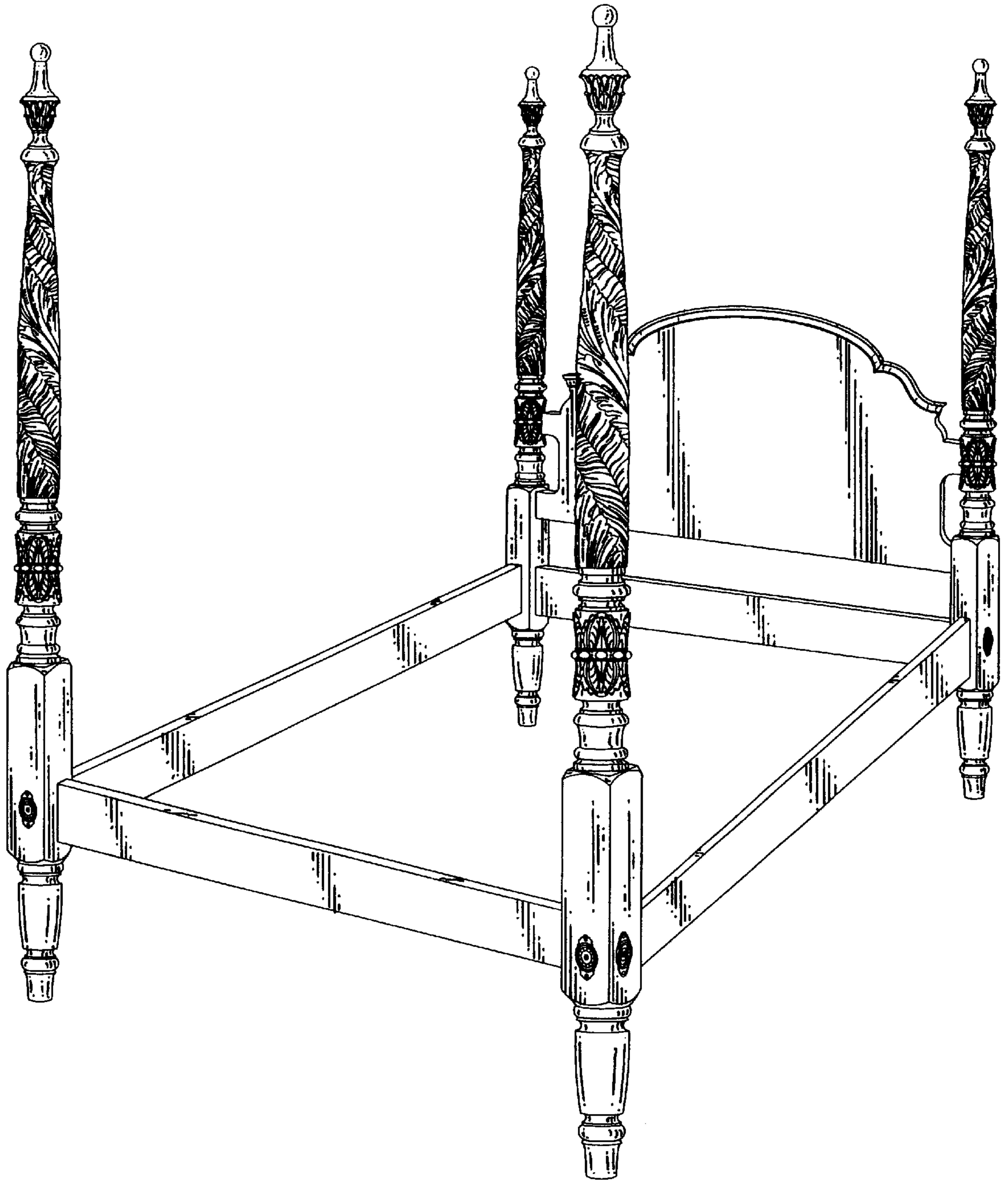


FIG.5