



US00D464473S

(12) **United States Design Patent**
Nguyen

(10) **Patent No.:** **US D464,473 S**

(45) **Date of Patent:** **** Oct. 15, 2002**

(54) **PORTABLE SPITTOON**

(76) Inventor: **Nhan S. Nguyen**, 891 Brompton Ct.,
Newport News, VA (US) 23608

(**) Term: **14 Years**

(21) Appl. No.: **29/142,899**

(22) Filed: **Jun. 5, 2001**

(51) **LOC (7) Cl.** **09-09**

(52) **U.S. Cl.** **D34/2**

(58) **Field of Search** D34/1, 2; 4/258,
4/259, 266, 267, 273, 274

(56) **References Cited**

U.S. PATENT DOCUMENTS

735,043	A	*	7/1903	Tobin et al.	4/258
743,226	A	*	11/1903	Beyer et al.	4/258
2,503,045	A	*	4/1950	Hamilton	4/259
2,618,237	A	*	11/1952	Medermont et al.	4/259
D239,248	S	*	3/1976	Pinguely	D34/2
4,858,250	A	*	8/1989	Lee	4/258
D312,908	S		12/1990	Muchmore	

D313,098	S	*	12/1990	Boyd	D34/2
D343,937	S		2/1994	Wooten et al.	
5,325,546	A	*	7/1994	Setliff	4/267
D398,119	S		9/1998	Corbin et al.	
D420,776	S		2/2000	Lynch et al.	
D434,891	S	*	12/2000	Bolcerek et al.	D34/1
D451,255	S	*	11/2001	Schmidt	D34/1

* cited by examiner

Primary Examiner—Cynthia E. Ramirez

(74) *Attorney, Agent, or Firm*—Kimberly A. Chasteen, Esq.

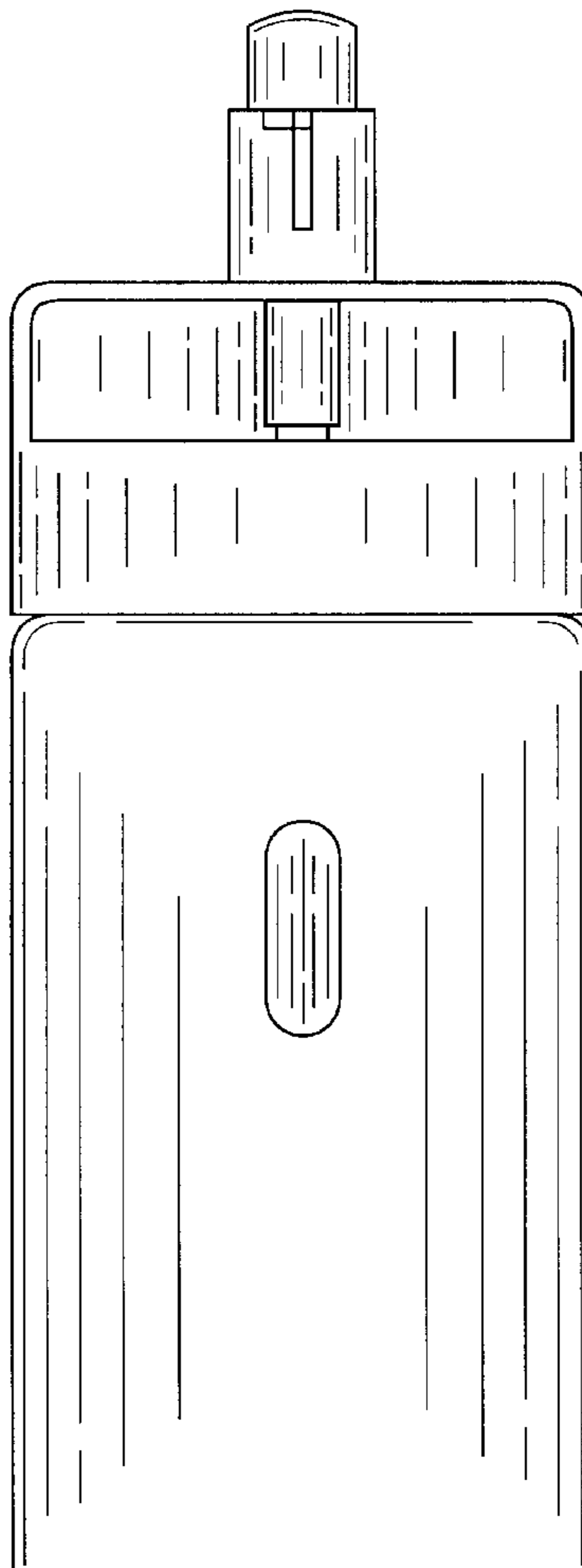
(57) **CLAIM**

The ornamental design for a portable spittoon, as shown and described.

DESCRIPTION

FIG. 1 is a front elevational view of my new design;
FIG. 2 is a top plan view of my new design;
FIG. 3 is a rear elevational view of my new design;
FIG. 4 is a bottom plan view of my new design; and,
FIG. 5 is a side elevational view of my new design, the view from the opposite side being a mirror image.

1 Claim, 3 Drawing Sheets



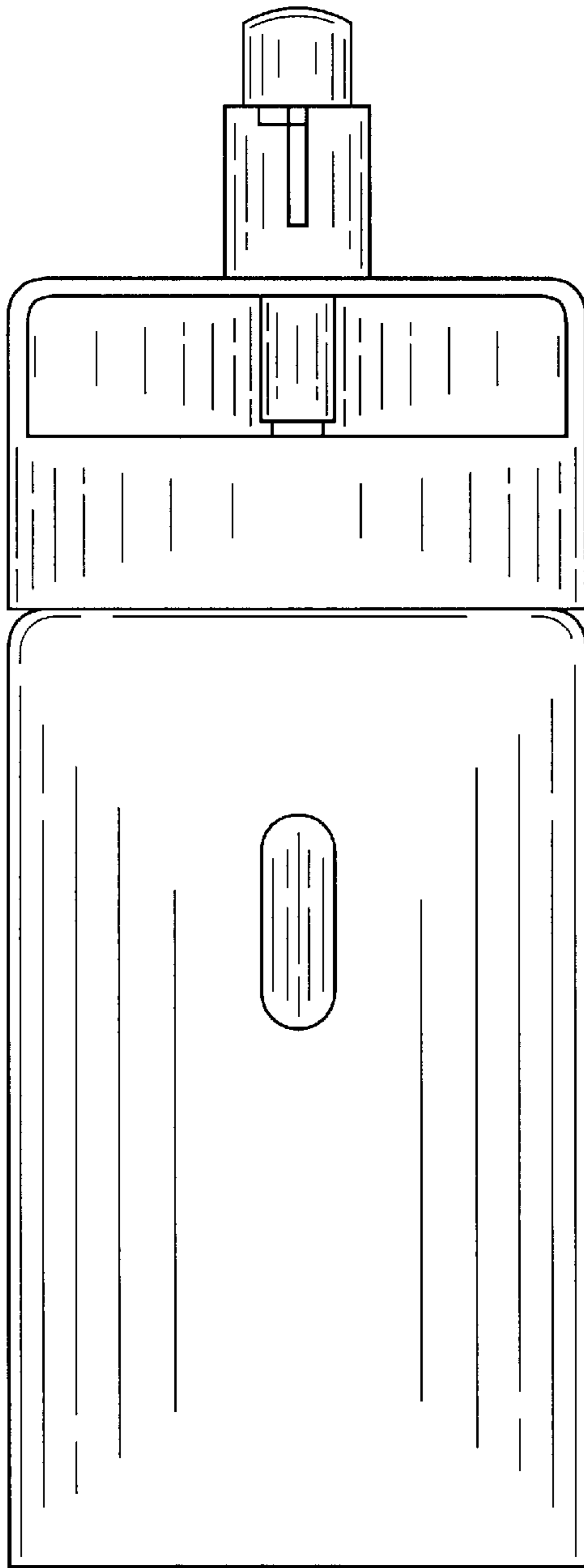


FIG. 1




FIG. 2

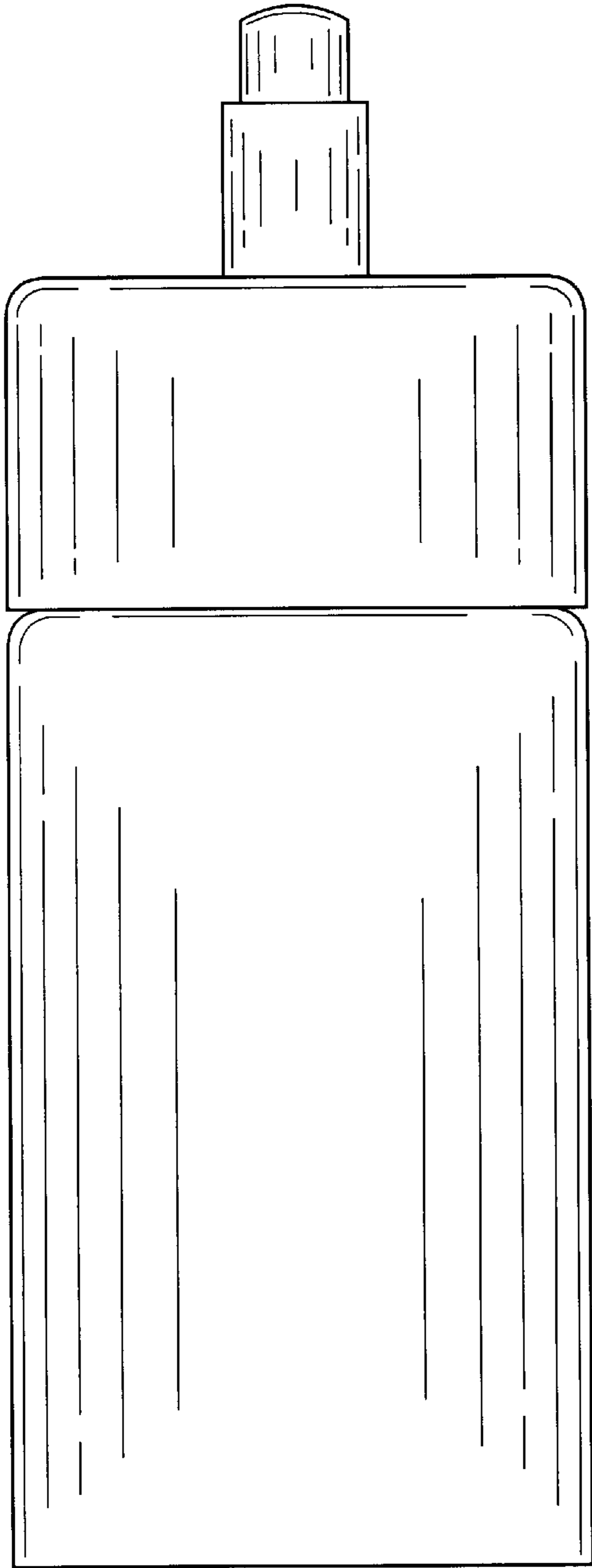


FIG. 3

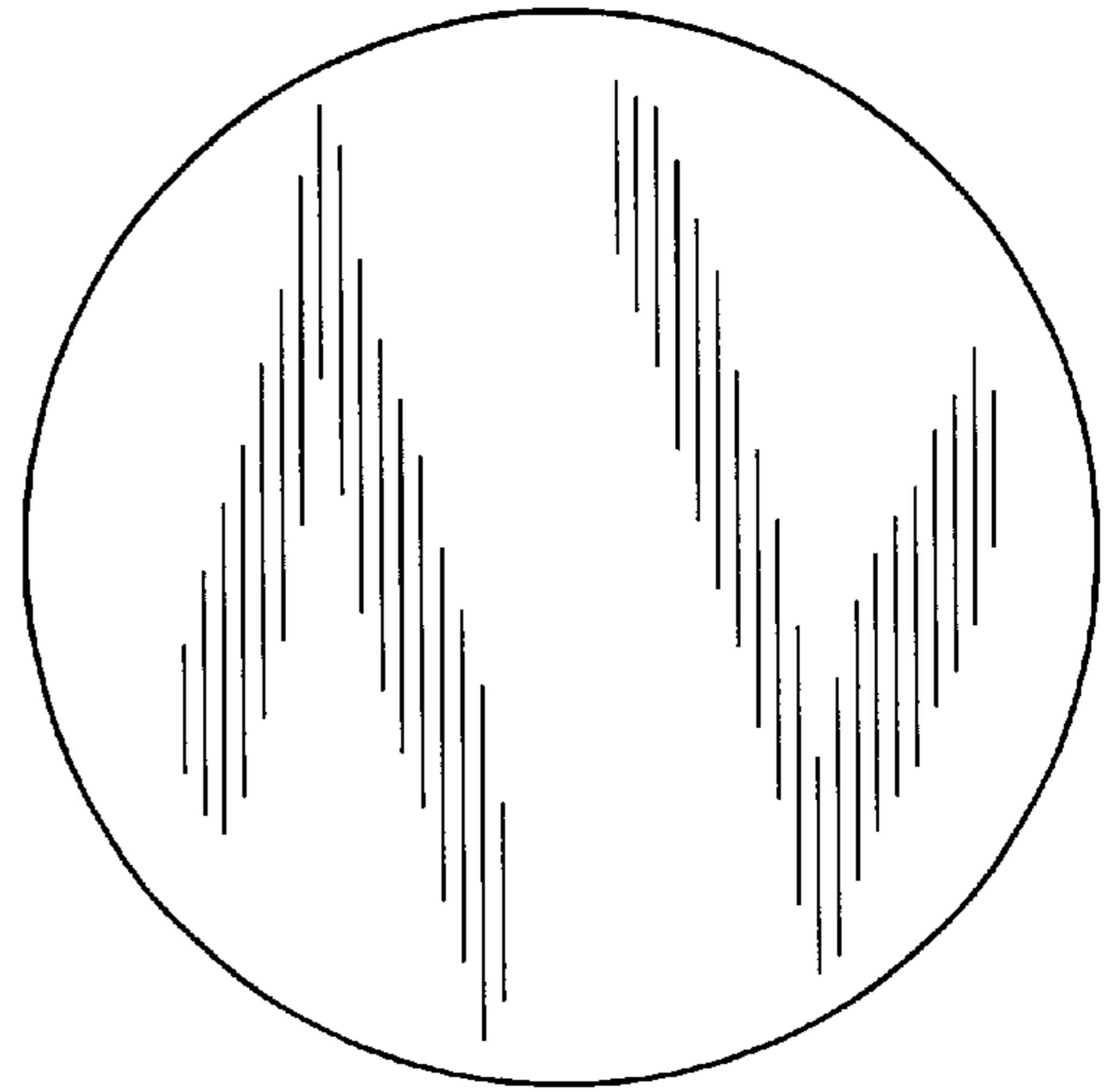


FIG. 4

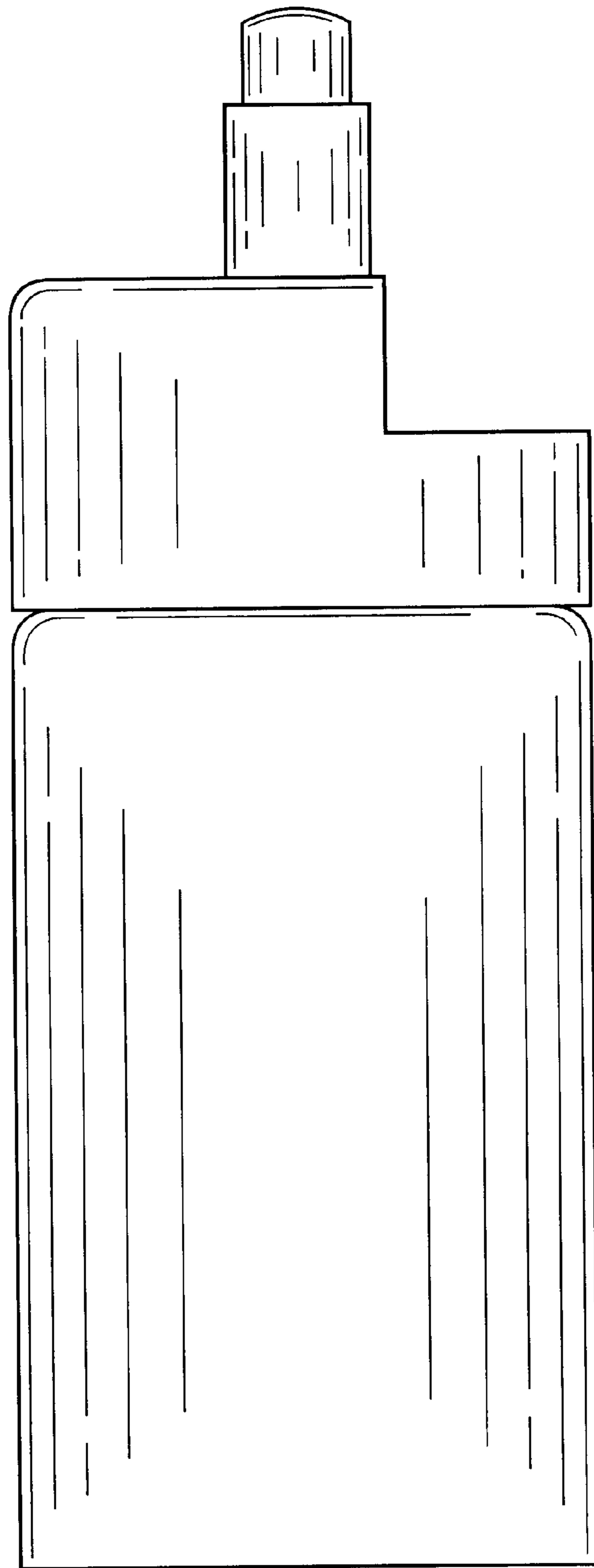


FIG. 5