

US00D464469S

(12) **United States Design Patent**
Dix et al.

(10) **Patent No.:** **US D464,469 S**

(45) **Date of Patent:** **** Oct. 15, 2002**

(54) **HEADBAND WITH YOKE**

(75) Inventors: **Dan Dix**, Irvine, CA (US); **Terry L. Grimsley**, Torrance, CA (US); **Norman J. Smith**, Los Angeles, CA (US); **Stephen E. Young**, Torrance, CA (US); **Mark Magidson**, Culver City, CA (US)

(73) Assignee: **Moldex-Metric, Inc.**, Culver City, CA (US)

(**) Term: **14 Years**

(21) Appl. No.: **29/141,801**

(22) Filed: **May 10, 2001**

(51) **LOC (7) Cl.** **29-02**

(52) **U.S. Cl.** **D29/112**

(58) **Field of Search** D29/102-112,
D29/122; 2/422-425, 9, 410-412, 414,
416, 417, 171.3, 209, 455, 174; D14/205,
206, 223; 181/129-130; 128/864, 866,
867; D2/894; D28/41; D24/105, 106; 381/372

(56) **References Cited**

U.S. PATENT DOCUMENTS

3,661,225	A	*	5/1972	Anderson	181/175
D313,092	S	*	12/1990	Nilsson	D29/112
D375,825	S	*	11/1996	Whidden	D2/866
5,749,373	A	*	5/1998	Dix	128/864
D403,062	S	*	12/1998	Dix	D24/106

D403,128	S	*	12/1998	Scanlon et al.	D29/122
D411,200	S	*	6/1999	Almqvist	D14/192
5,911,314	A	*	6/1999	Urella et al.	2/209
D413,413	S	*	8/1999	Dillon et al.	D29/112
5,965,850	A	*	10/1999	Fraser	181/129
D422,693	S	*	4/2000	Packard et al.	D24/106
6,056,082	A	*	5/2000	Lindgren et al.	181/130
D426,880	S	*	6/2000	Leight	D24/106
D434,191	S	*	11/2000	Emilsson	D29/112
6,148,446	A	*	11/2000	Leight	2/209
6,353,938	B1	*	3/2002	Young	2/209

* cited by examiner

Primary Examiner—Ruth McInroy

(74) *Attorney, Agent, or Firm*—Charles H. Schwartz

(57) **CLAIM**

The ornamental design for a headband with yoke, as shown and described.

DESCRIPTION

FIG. 1 is a front perspective view of a headband with yoke showing our new design;

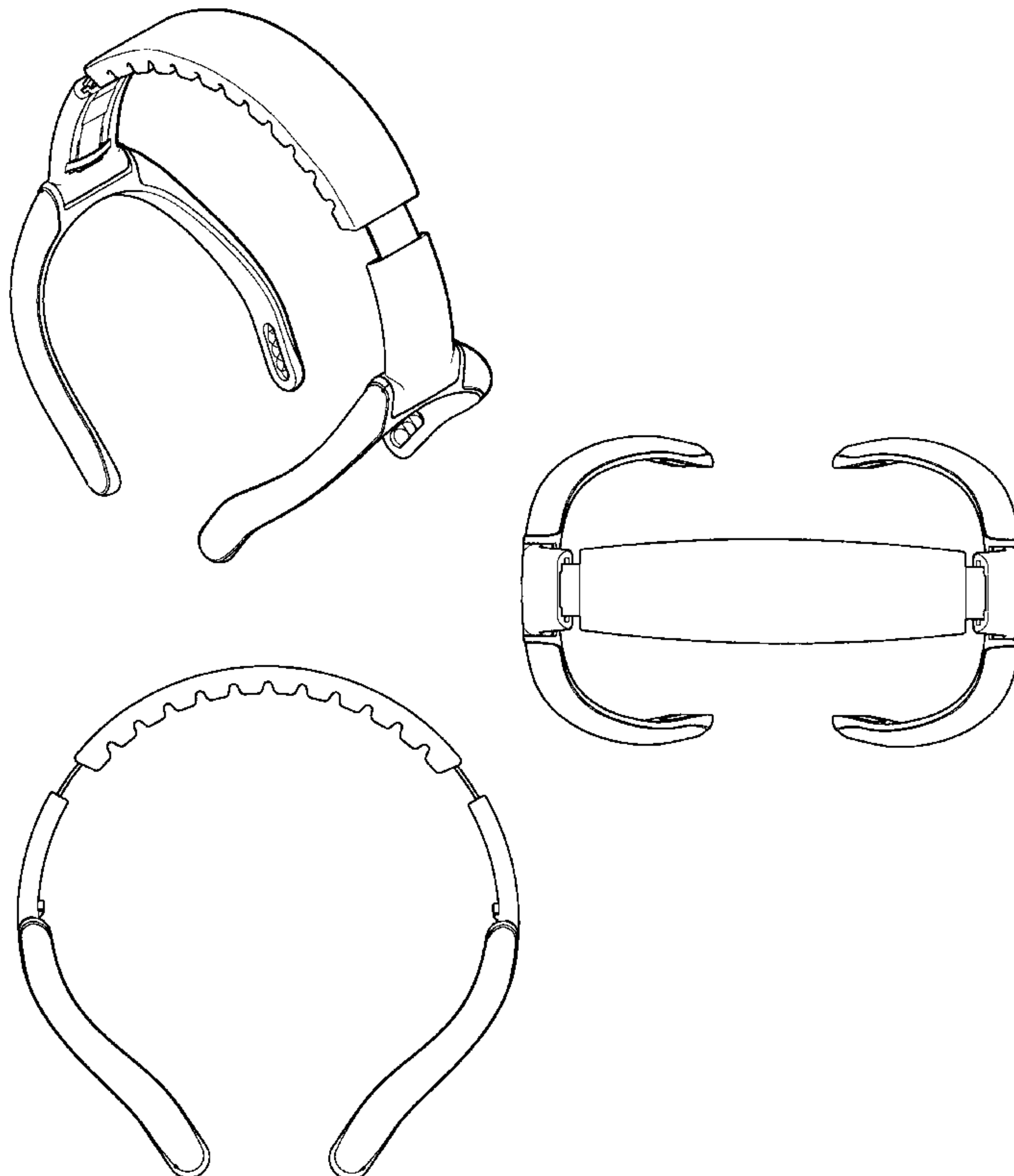
FIG. 2 is a top plan view and rear view being a mirror image thereof;

FIG. 3 is a side view the opposite side being a mirror image thereof;

FIG. 4 is top plan view thereof; and,

FIG. 5 is a bottom plan view thereof.

1 Claim, 2 Drawing Sheets



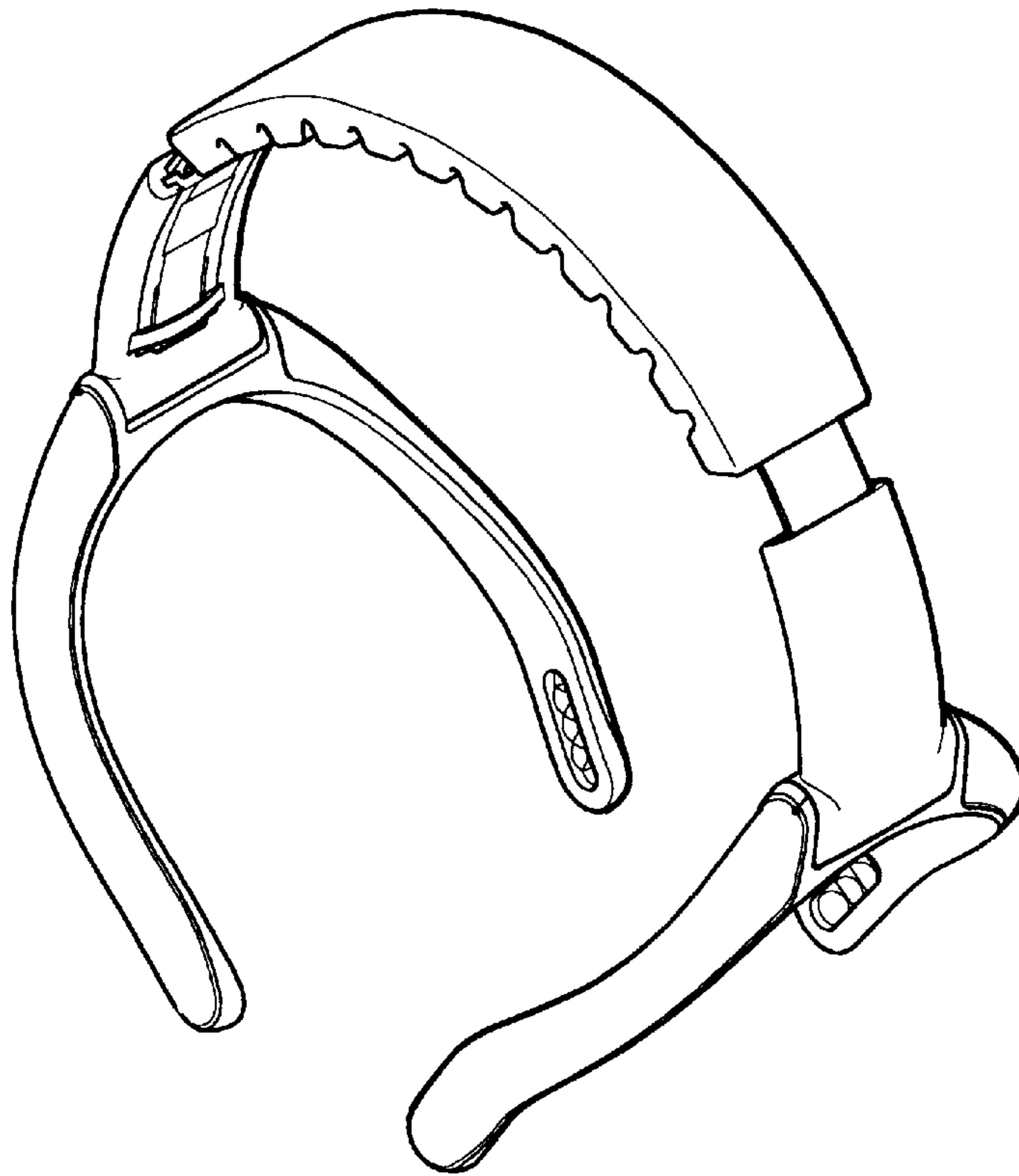


Fig. 1

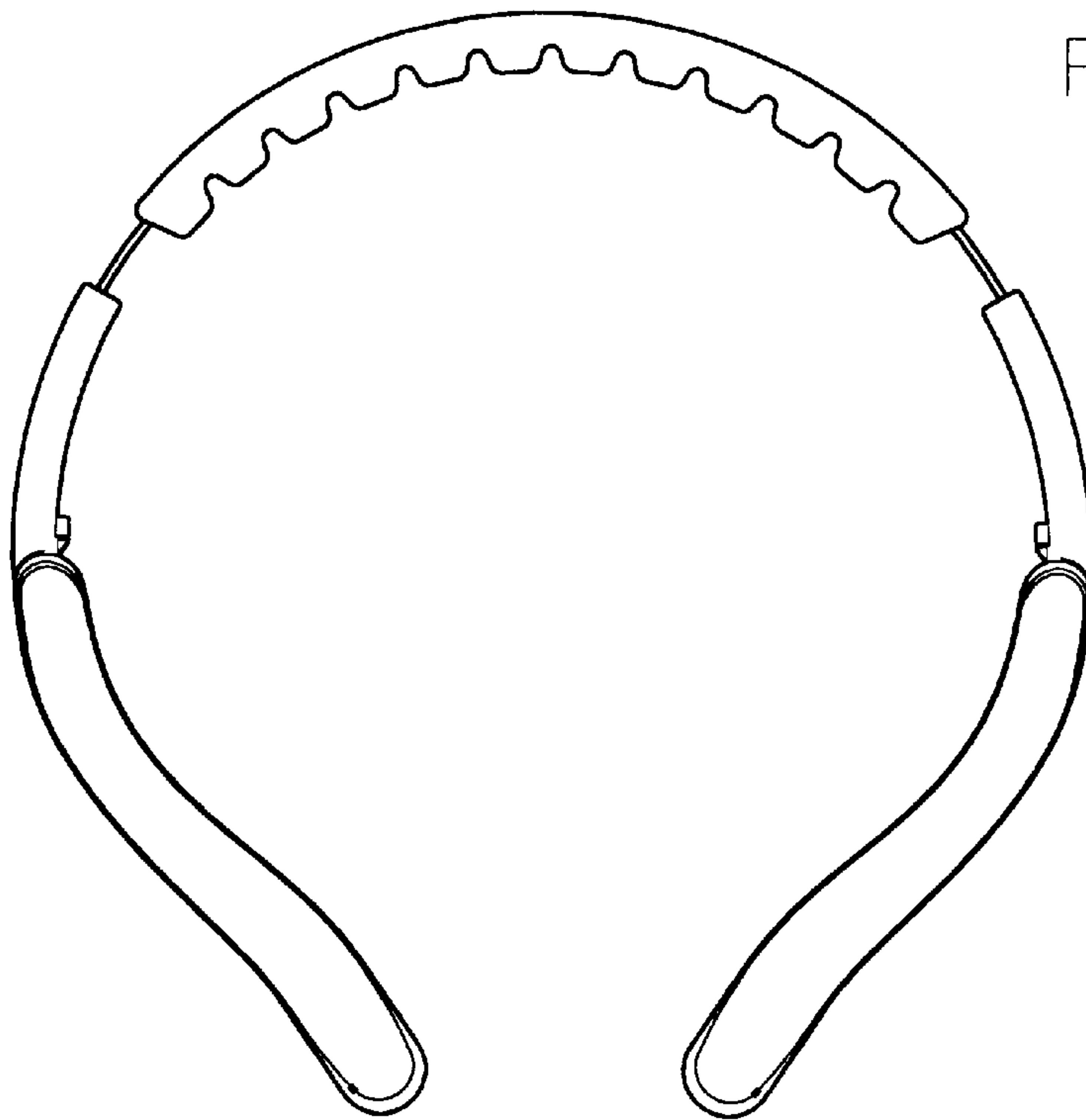


Fig. 2

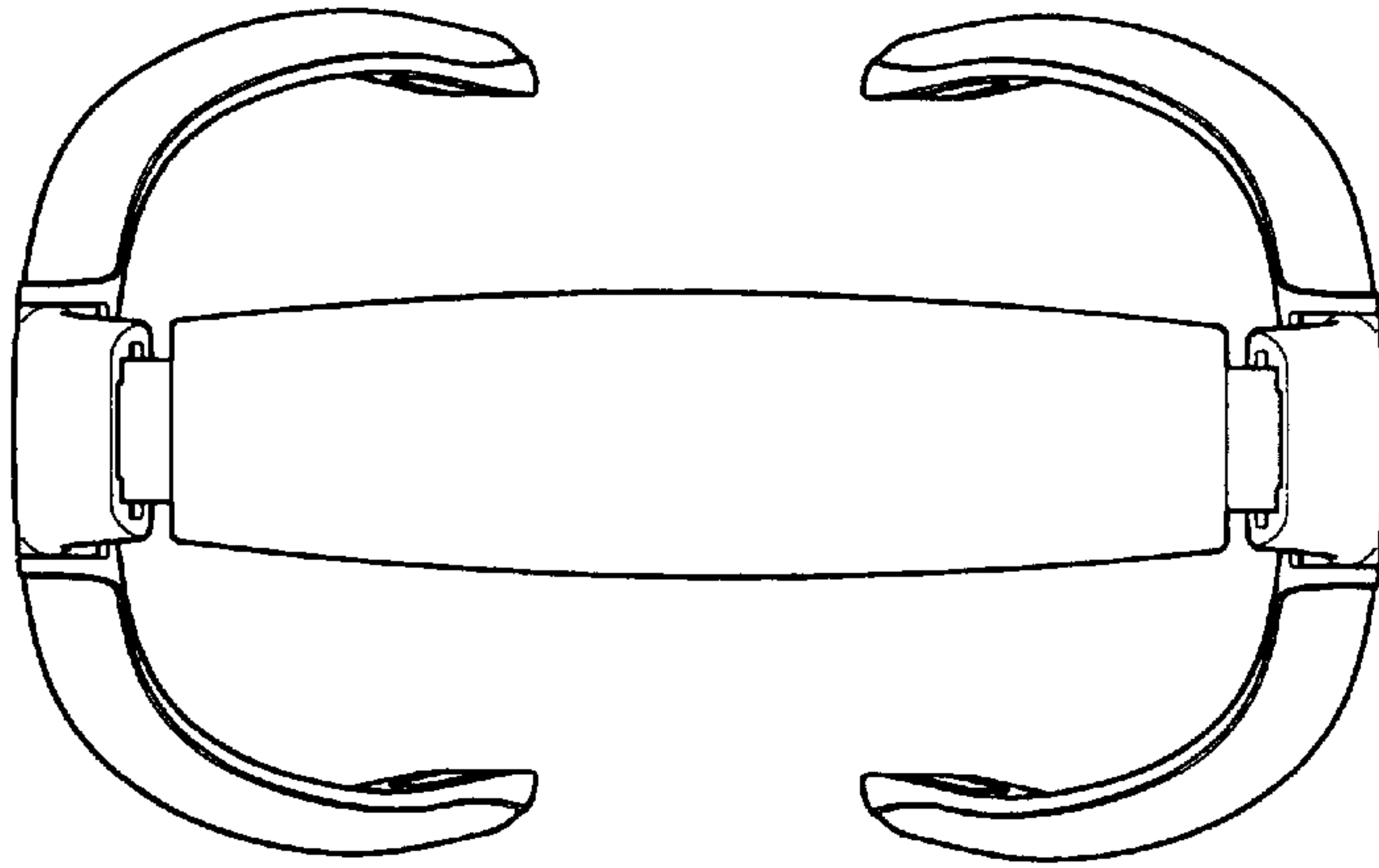


Fig.4

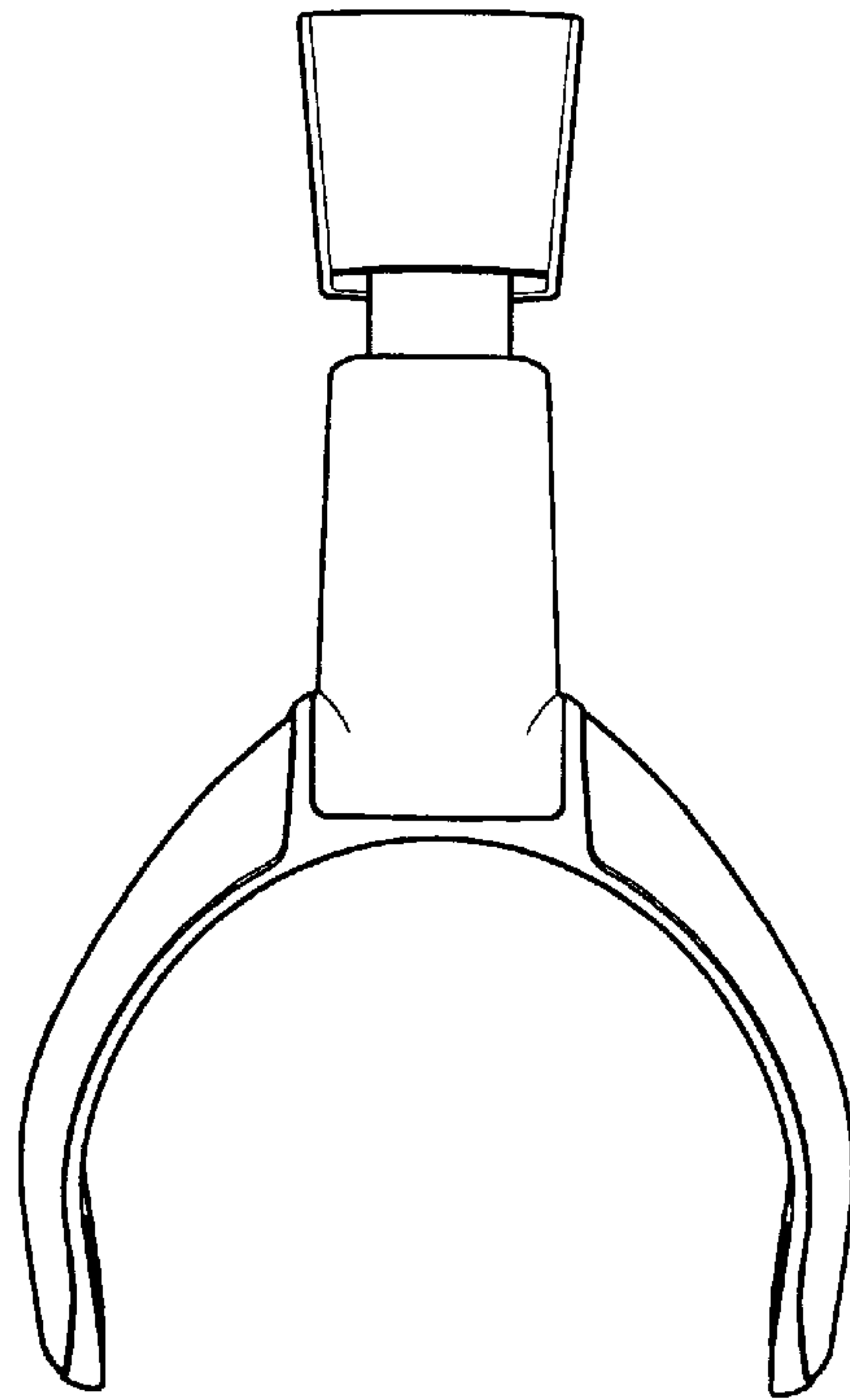


Fig.3

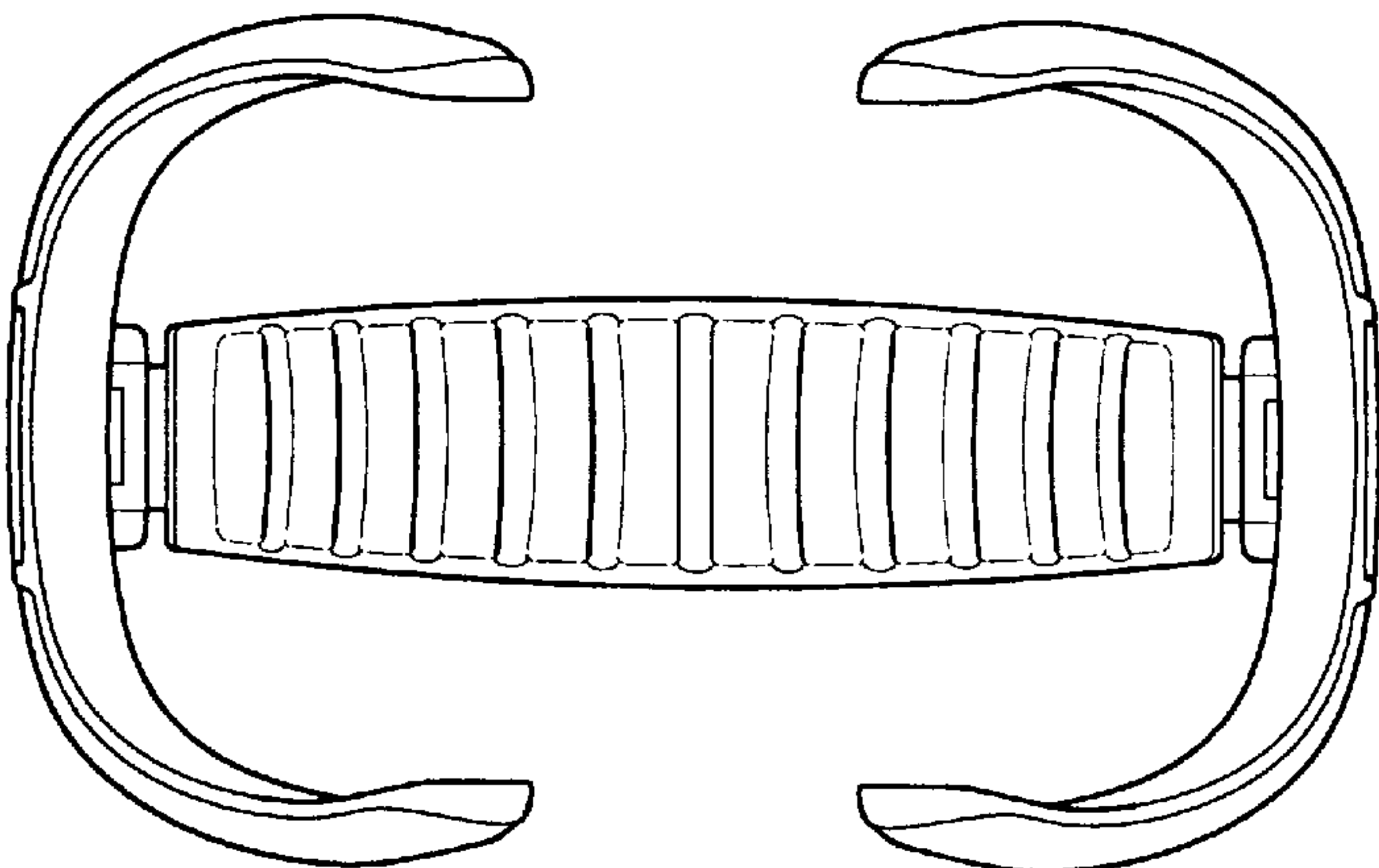


Fig.5