



US00D464466S

(12) **United States Design Patent** (10) **Patent No.:** **US D464,466 S**  
**Rizzuto, Jr. et al.** (45) **Date of Patent:** **\*\* Oct. 15, 2002**

(54) **HAIR CLIPPER**

(75) Inventors: **Leandro P. Rizzuto, Jr.**, Sheridan, WY (US); **Kam Fai Fung**, Hong Kong (CN); **Brenda P. K. Yue**, Hong Kong (CN)

(73) Assignee: **Conair Corporation**, Stamford, CT (US)

(\*\*) Term: **14 Years**

(21) Appl. No.: **29/140,190**

(22) Filed: **Apr. 13, 2001**

(51) **LOC (7) Cl.** ..... **28-03**

(52) **U.S. Cl.** ..... **D28/53**

(58) **Field of Search** ..... D28/49-54; 30/34.05, 30/34.1, 34.2, 42, 43, 43.1-43.9, 43.91, 43.92, 44, 45, 195-223

(56) **References Cited**

**U.S. PATENT DOCUMENTS**

2,484,610 A	10/1949	Cromonic	30/223
3,659,180 A	4/1972	Urbush	320/25
3,967,372 A	7/1976	Beck et al.	30/34.1
3,986,258 A	10/1976	Liedtke	30/30
4,776,095 A	10/1988	Tsujimoto et al.	30/201
D305,074 S	* 12/1989	Mockovak	D28/53
D307,193 S	* 4/1990	Nikolaus	D28/53
5,050,305 A	9/1991	Baker et al.	30/201
5,165,172 A	11/1992	Weinrauch	30/199
D331,642 S	* 12/1992	DiGiovanni	D28/50
D340,540 S	* 10/1993	Nakashima et al.	D28/49
D340,783 S	* 10/1993	McCambridge	D28/53
5,386,634 A	2/1995	Ogle et al.	30/208
D356,185 S	* 3/1995	Rizzuto, Jr.	D28/53
D362,517 S	* 9/1995	Pirmayer	D28/49
5,579,581 A	12/1996	Melton	30/223
5,606,799 A	3/1997	Melton	30/216
5,699,616 A	12/1997	Ogawa	30/201
D405,924 S	* 2/1999	Lebherz	D28/53
5,970,616 A	10/1999	Wahl et al.	30/216

D422,118 S	* 3/2000	Kitagawa et al.	D28/51
6,112,414 A	* 9/2000	Andis et al.	30/231
D432,265 S	10/2000	Kling et al.	D28/53
D436,229 S	* 1/2001	Eguchi et al.	D28/53
D446,605 S	* 8/2001	Speh	D28/53

**FOREIGN PATENT DOCUMENTS**

EP	198 59 017	2/2000
JP	405200172 A	* 10/1993
WO	WO 00/37225	6/2000
WO	WO 00/37226	6/2000

**OTHER PUBLICATIONS**

Hong Kong Enterprise Jun. 1996, p. 647: tiem No. HT-268.\*

\* cited by examiner

*Primary Examiner*—Ted Shooman

*Assistant Examiner*—C. Tuttle

(74) *Attorney, Agent, or Firm*—Ohlandt, Greeley, Ruggiero & Perle, LLP

(57) **CLAIM**

The ornamental design for the hair clipper, as shown and described in the accompanying figures.

**DESCRIPTION**

FIG. 1 is a perspective view of a hair clipper according to the present invention;

FIG. 2 is a top view of the hair clipper of FIG. 1;

FIG. 3 is a front elevational view of the hair clipper of FIG. 1;

FIG. 4 is a side view of the hair clipper of FIG. 1;

FIG. 5 is a rear elevational view, opposite the front elevational view of the hair clipper of FIG. 1; and,

FIG. 6 is a bottom view of the hair clipper of FIG. 1.

The structures shown in broken lines in FIG. 1 are for illustrative purpose only and form no part of the claimed design.

**1 Claim, 3 Drawing Sheets**

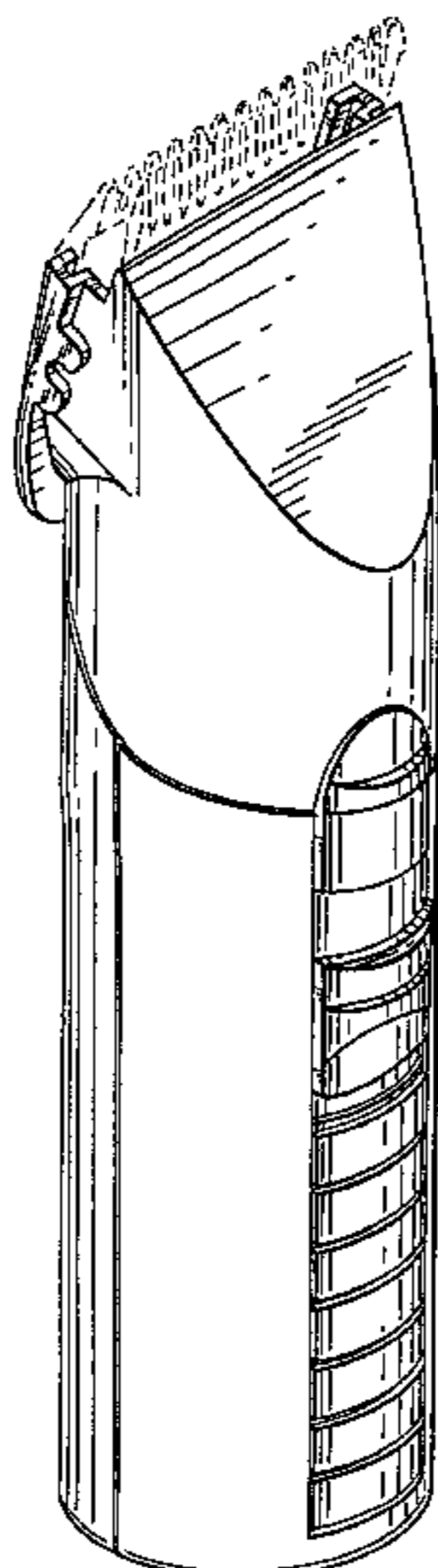
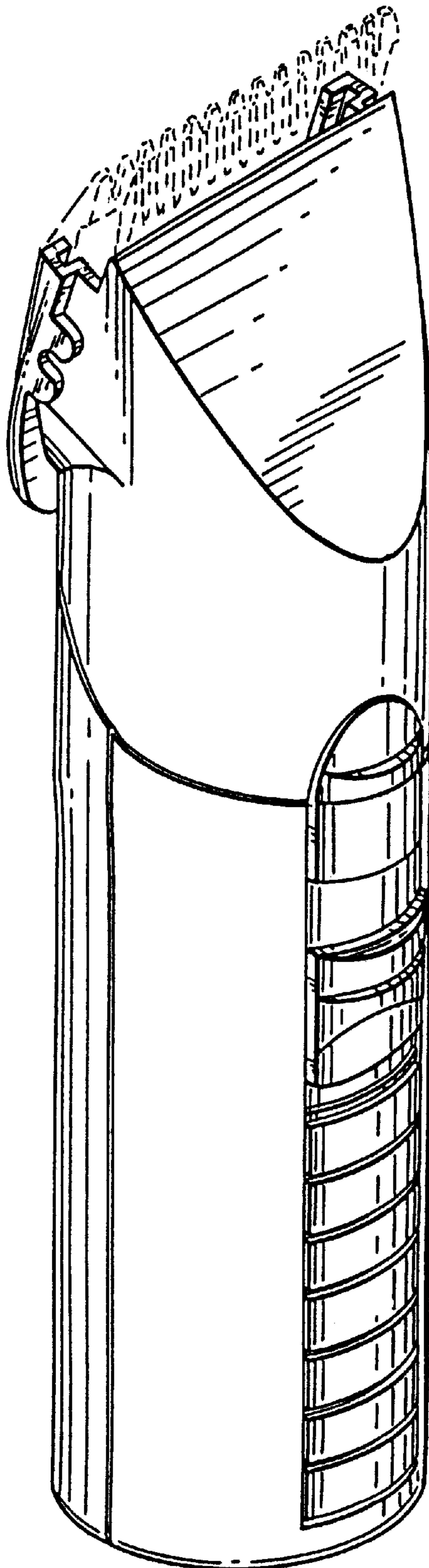


FIG. 1



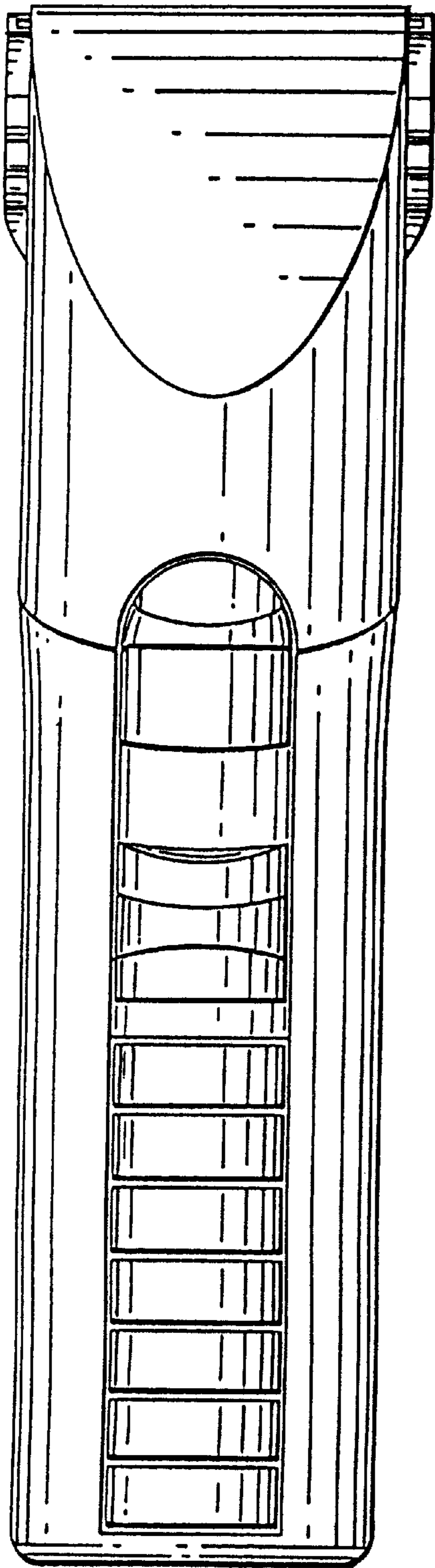


FIG. 3

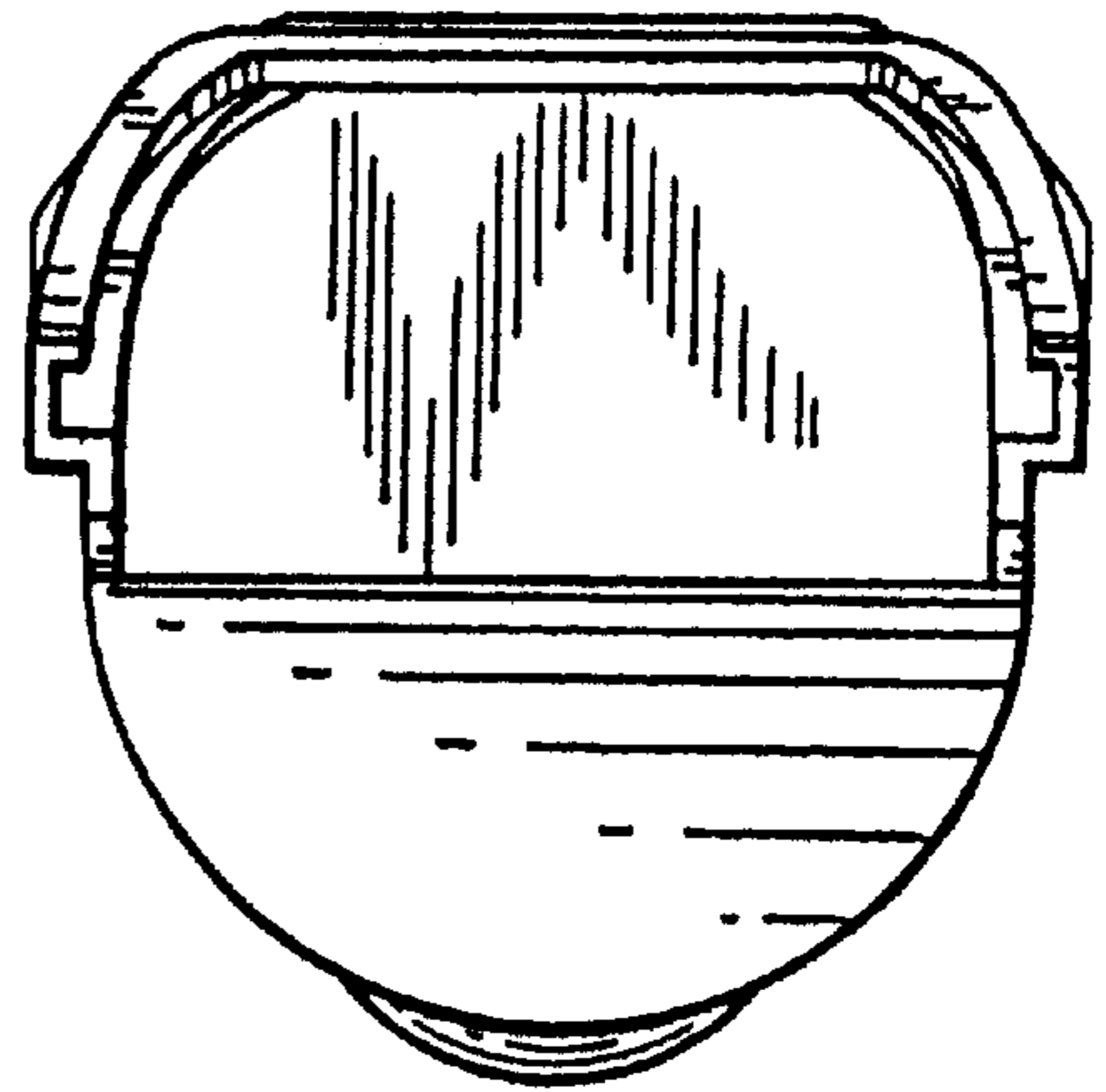


FIG. 2

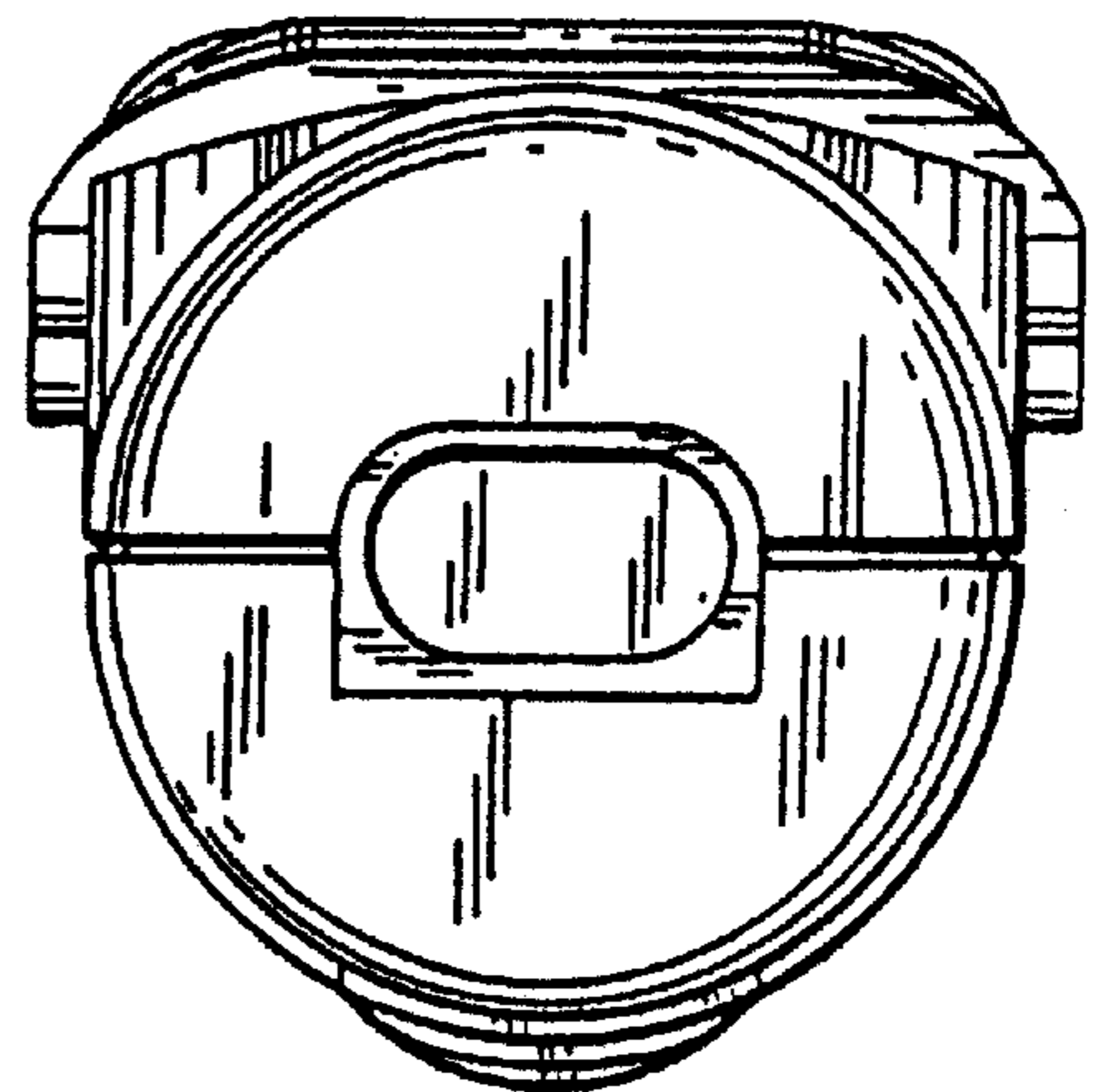


FIG. 6

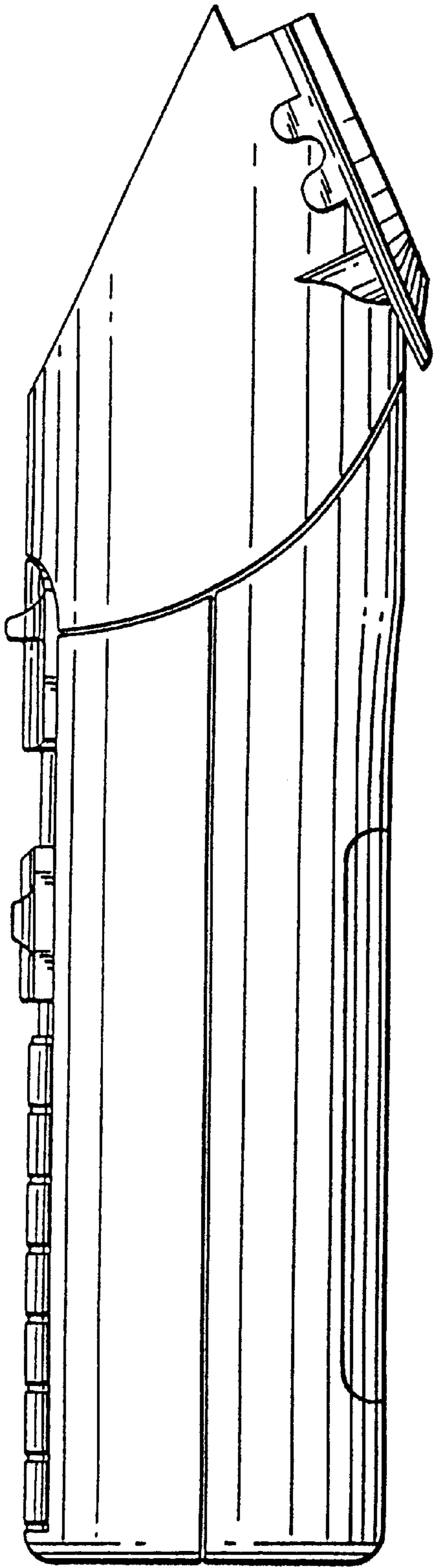


FIG. 4

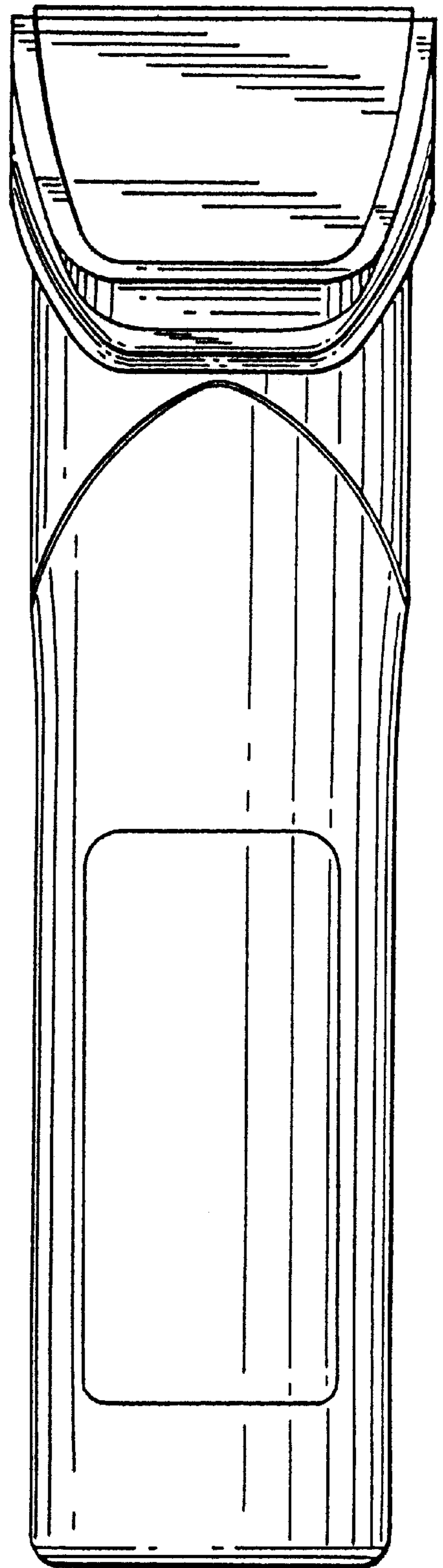


FIG. 5