



US00D464458S

(12) **United States Design Patent**  
**Lee**

(10) **Patent No.:** **US D464,458 S**

(45) **Date of Patent:** **\*\* Oct. 15, 2002**

(54) **LIGHTING FIXTURE**

(76) **Inventor:** **Ying-Jue Lee**, 7, Lane 530, Chung Hua Road, Sec. 1, Pa Li, Taipei Hsien (TW)

(\*\*) **Term:** **14 Years**

(21) **Appl. No.:** **29/154,041**

(22) **Filed:** **Jan. 17, 2002**

(51) **LOC (7) Cl.** ..... **26-03**

(52) **U.S. Cl.** ..... **D26/80; D26/87; D26/92**

(58) **Field of Search** ..... **D26/72, 80, 85-87, D26/92, 67, 118, 129; 362/147, 432, 404-408, 362, 363**

(56) **References Cited**

**U.S. PATENT DOCUMENTS**

D450,875 S \* 11/2001 Yang ..... D26/87

**OTHER PUBLICATIONS**

SeaGull Lighting 2001 Catalog, p. 245, item # 4875-71.\*

SeaGull Lighting 2001 catalog, p. 234, item #'s 4420-741 and 4421-709.\*

Home Lighting & Accessories, Jun. 2001, p. 215, item #09132.\*

\* cited by examiner

*Primary Examiner*—Alan P. Douglas

*Assistant Examiner*—Clare E. Heflin

(74) *Attorney, Agent, or Firm*—Troxell Law Office PLLC

(57) **CLAIM**

The ornamental design for a lighting fixture, as shown and described.

**DESCRIPTION**

FIG. 1 is a front perspective view of a lighting fixture showing my new design;

FIG. 2 is a front elevational view thereof;

FIG. 3 is a rear elevational view thereof;

FIG. 4 is a left side elevational view thereof;


FIG. 5 is a right side elevational view thereof;

FIG. 6 is a top plan view thereof;

FIG. 7 is a bottom plan view thereof; and,

FIG. 8 is a front perspective view showing the lighting fixture with four lampshades shown in dotted line for illustrative purposes and forming no part of the claimed design.

**1 Claim, 7 Drawing Sheets**



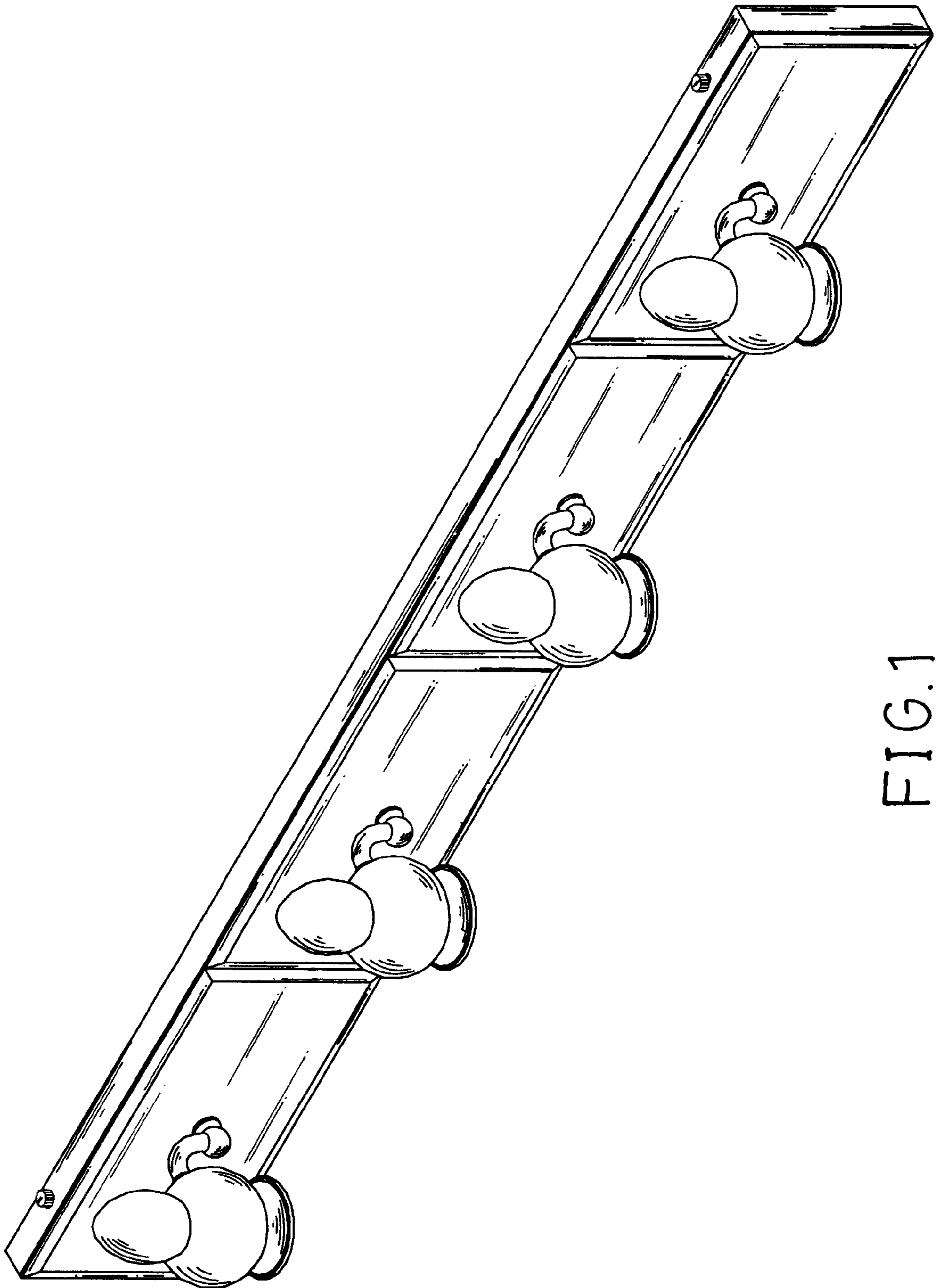


FIG. 1

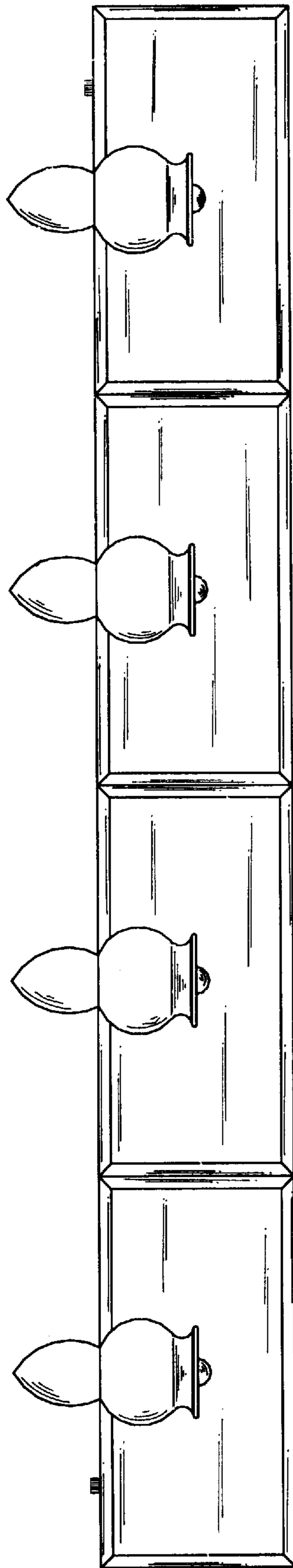


FIG. 2

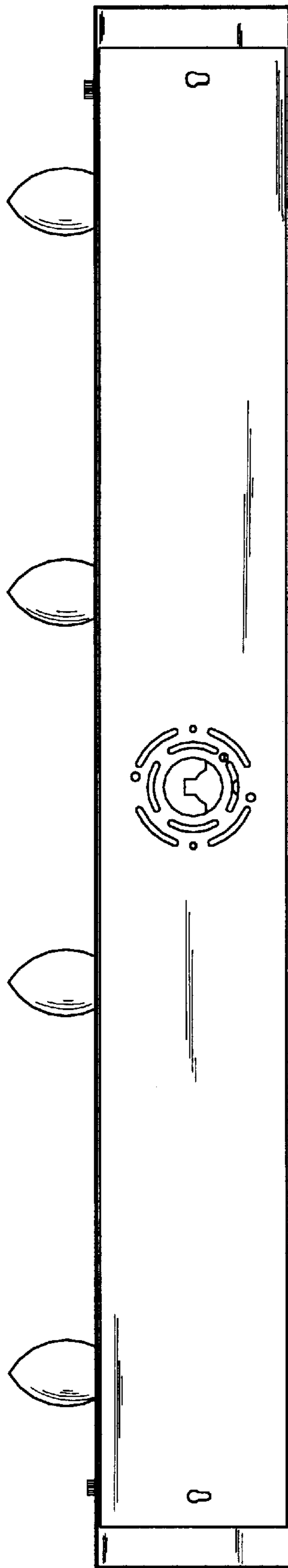


FIG. 3

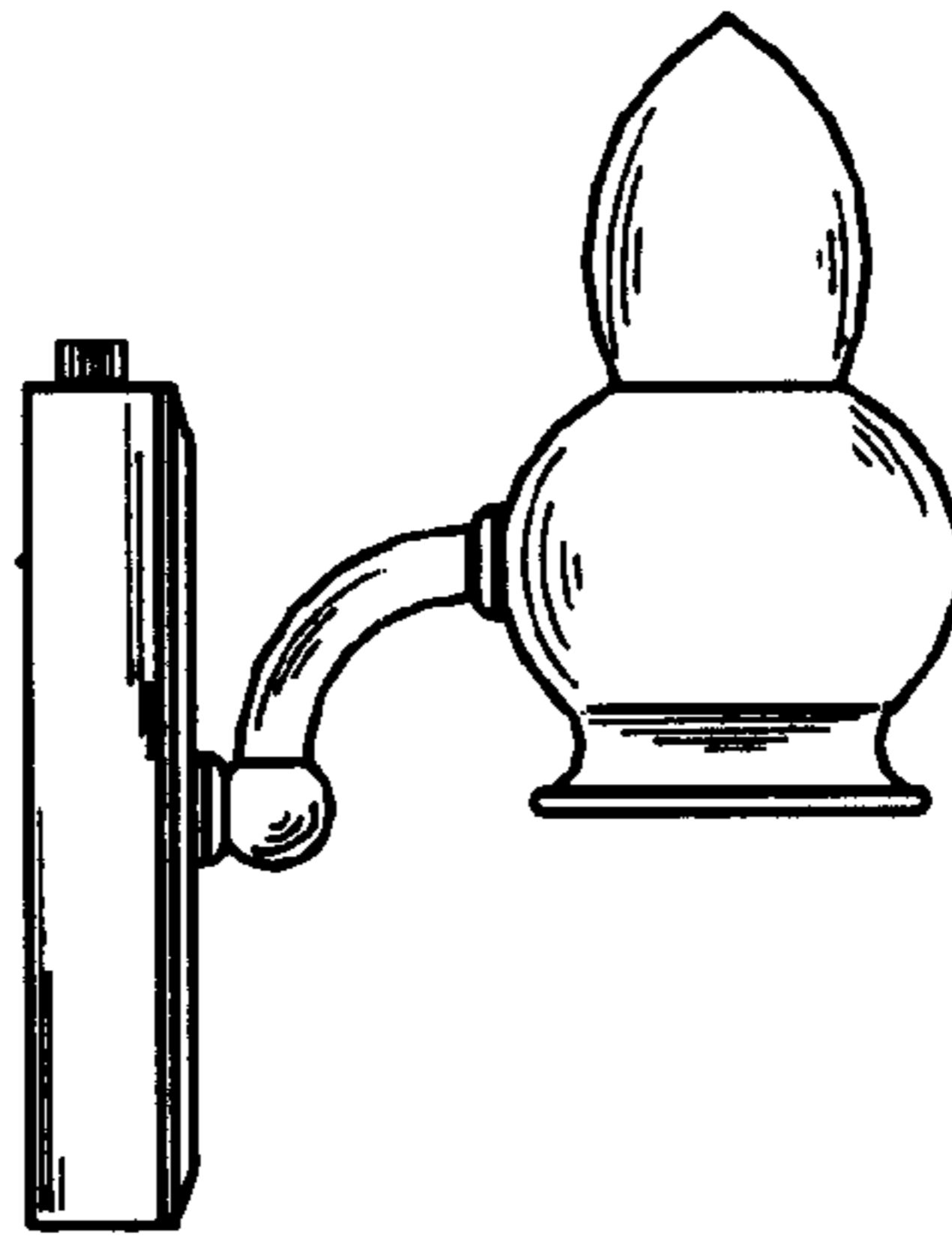


FIG. 4




FIG. 5

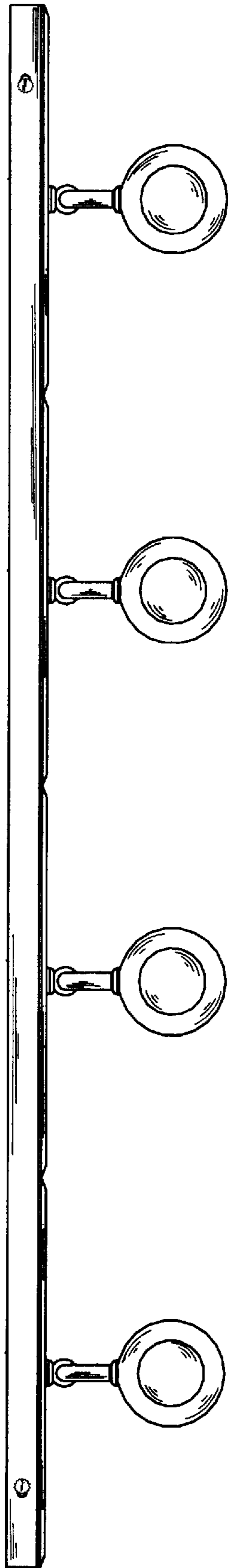


FIG.6

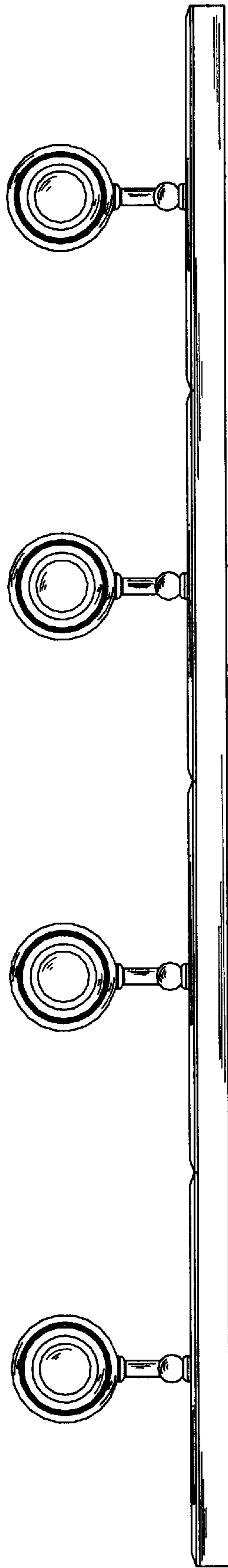


FIG.7

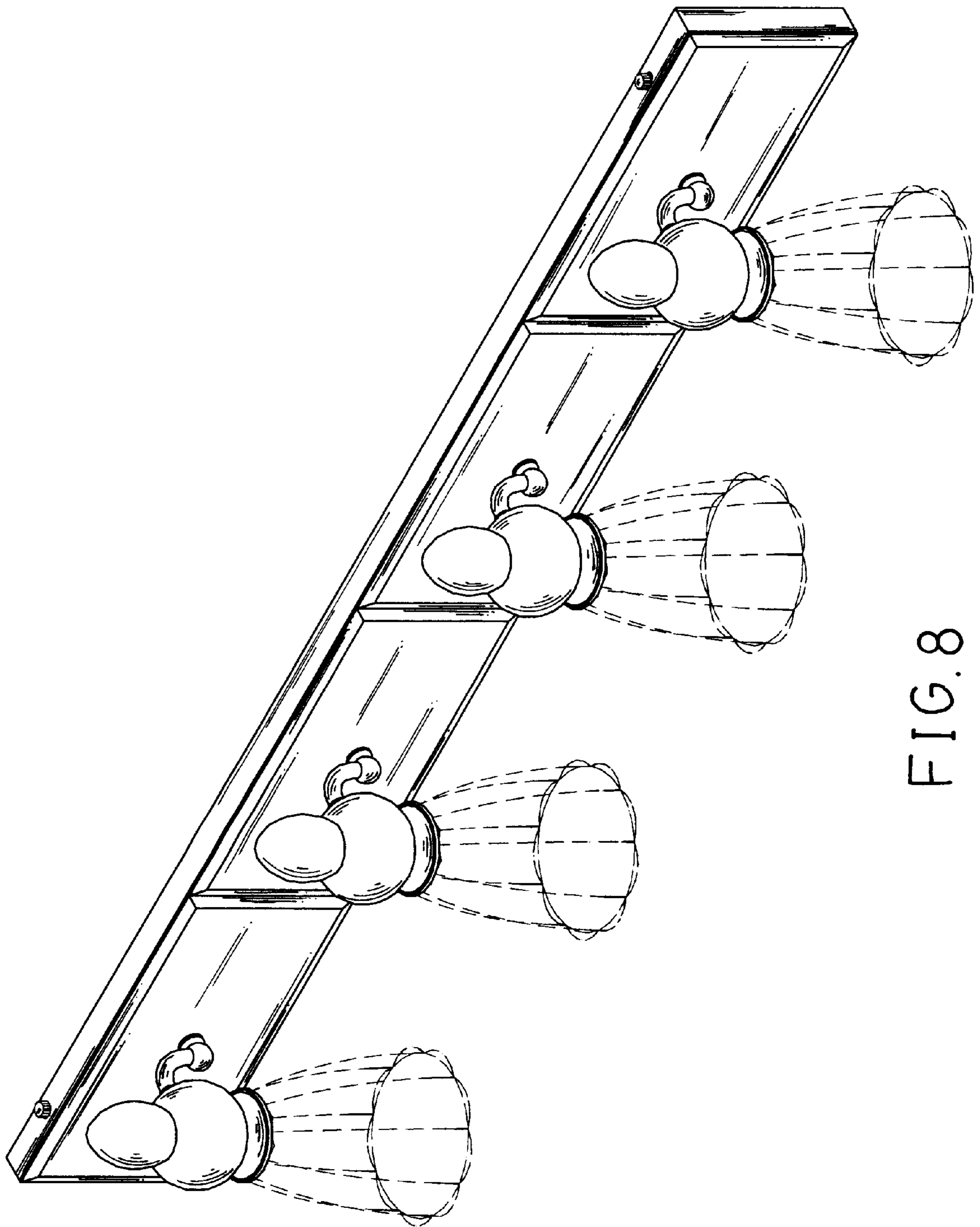


FIG. 8