



US00D464445S

(12) **United States Design Patent**
Honda et al.

(10) **Patent No.:** **US D464,445 S**

(45) **Date of Patent:** **** Oct. 15, 2002**

(54) **LAMP BULB**

D395,714 S * 6/1998 Murata D26/2

(75) Inventors: **Hisashi Honda**, Yokosuka; **Seiji Ashida**, Yokohama, both of (JP)

* cited by examiner

Primary Examiner—Marcus A. Jackson

(73) Assignee: **Toshiba Lighting & Technology Corporation**, Tokyo (JP)

(74) *Attorney, Agent, or Firm*—Oblon, Spivak, McClelland, Maier & Neustadt, P.C.

(**) Term: **14 Years**

(57) **CLAIM**

The ornamental design for lamp bulb, as shown and described.

(21) Appl. No.: **29/143,159**

DESCRIPTION

(22) Filed: **Jun. 11, 2001**

(30) **Foreign Application Priority Data**

FIG. 1 is a front elevational view of a lamp bulb showing our new design;

Dec. 11, 2000 (JP) 2000-035330

FIG. 2 is a top plan view thereof;

(51) **LOC (7) Cl.** **26-06**

FIG. 3 is a bottom plan view thereof;

(52) **U.S. Cl.** **D26/2**

FIG. 4 is a right side elevational view thereof;

(58) **Field of Search** D26/1, 2, 3; 313/313, 313/315, 317, 318, 491, 493, 567, 569, 579; 315/56, 57, 58, 78, 307, 309, 310

FIG. 5 is a left side elevational view thereof;

FIG. 6 is a rear elevational view thereof;

(56) **References Cited**

FIG. 7 is an enlarged sectional view taken along line A—A in FIG. 1; and,

U.S. PATENT DOCUMENTS

FIG. 8 is an enlarged front elevational view thereof showing the lamp bulb when in use with an outer bulb.

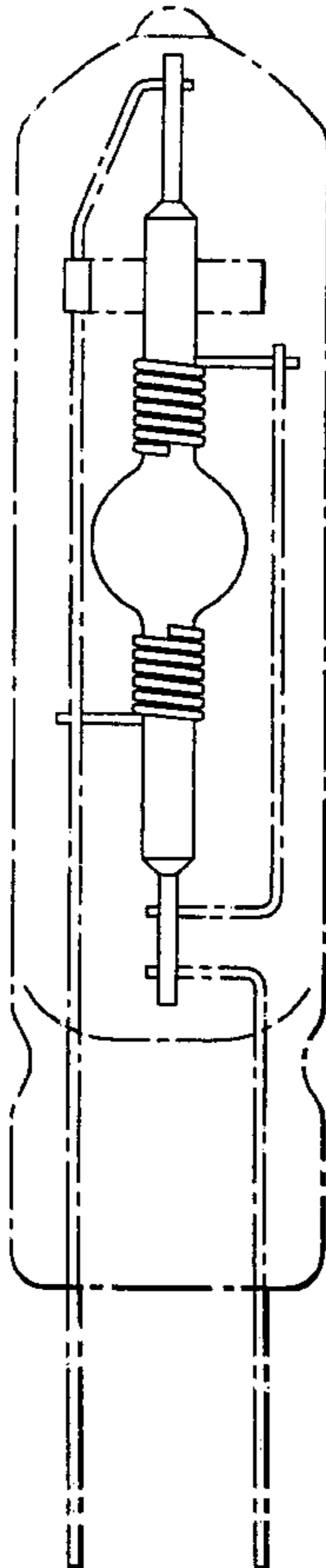
4,568,854 A * 2/1986 Westlund, Jr. et al. D26/2

The outer bulb and electrical connectors to the lamp bulb shown in FIG. 8 are hereby disclaimed and form no part of the claimed invention.

5,214,345 A * 5/1993 Saito et al. D26/2

D347,901 S * 6/1994 Yamamoto D26/2

1 Claim, 5 Drawing Sheets



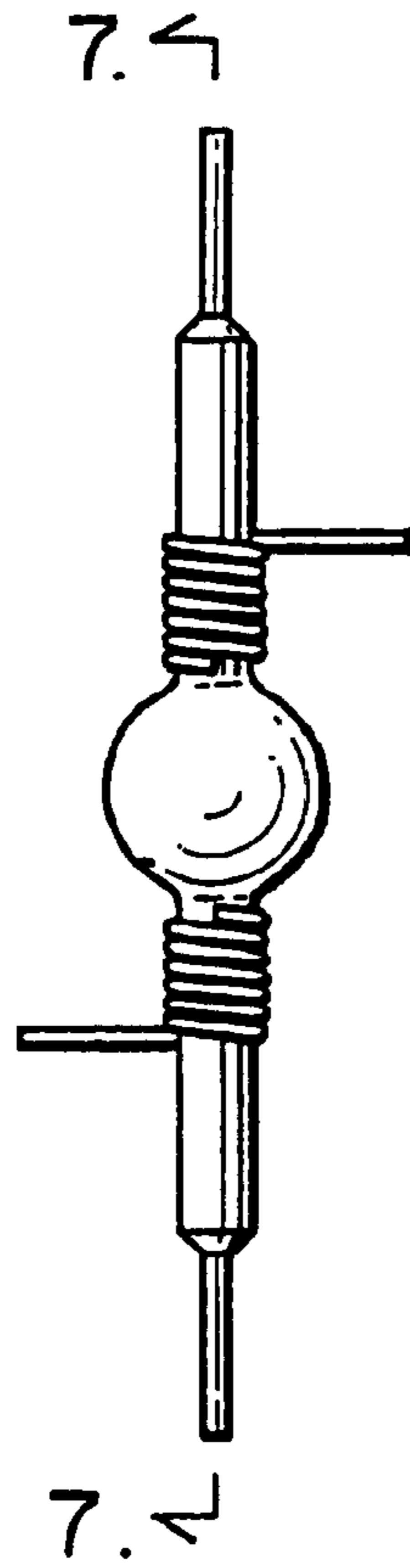


FIG. 1

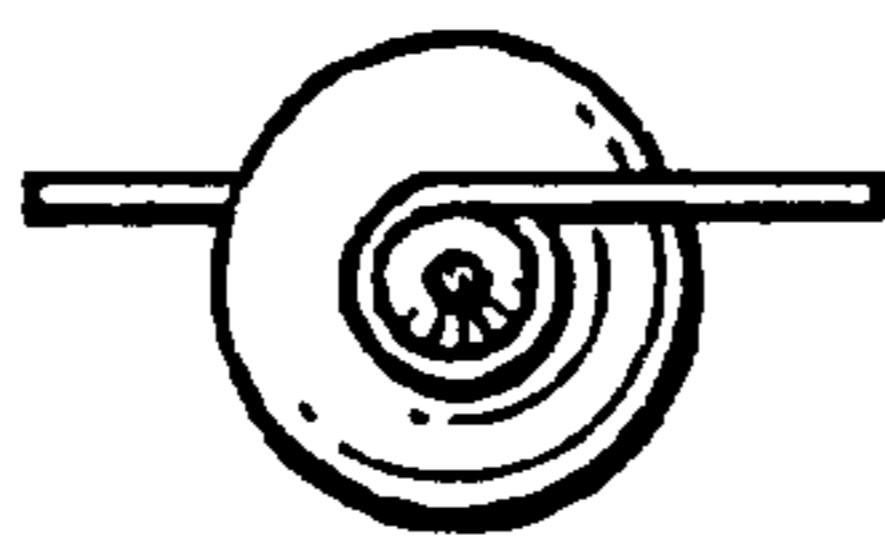


FIG. 2

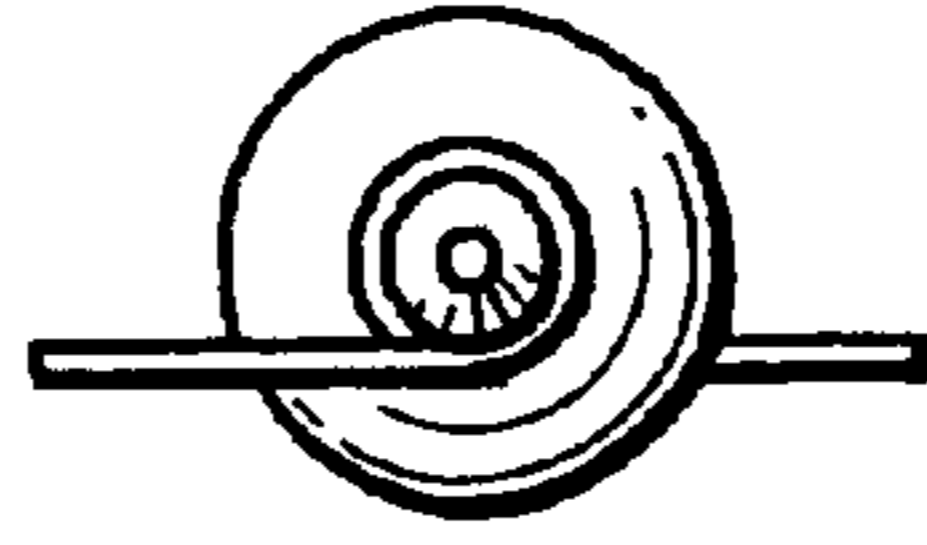


FIG. 3




FIG. 4




FIG. 5

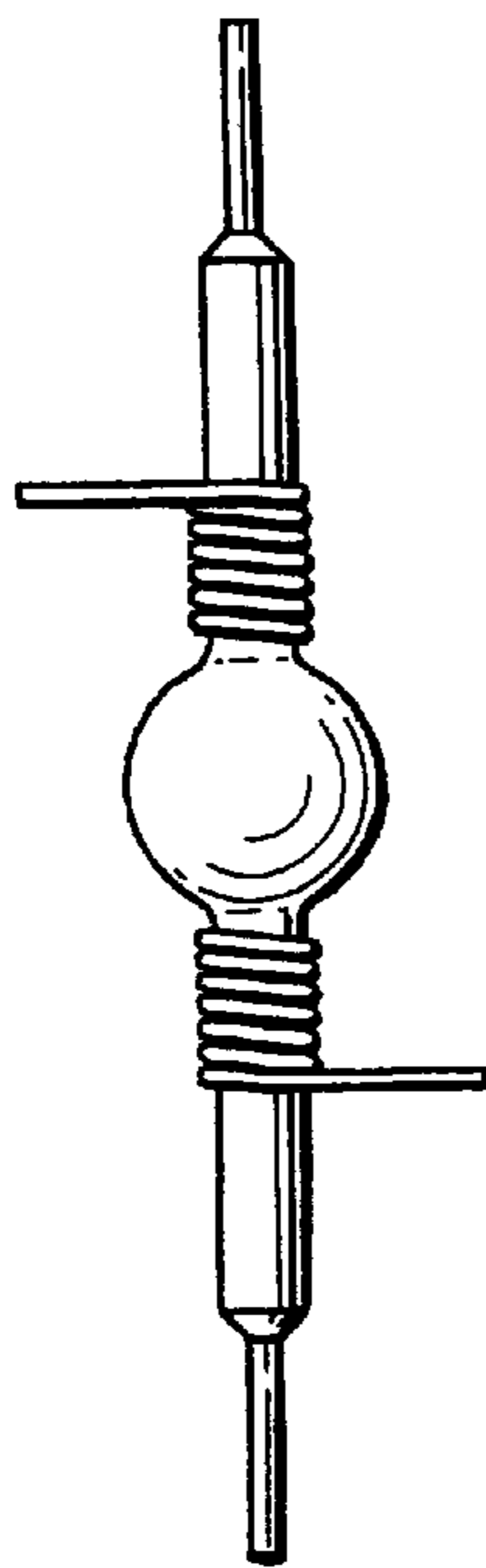


FIG. 6




FIG. 7

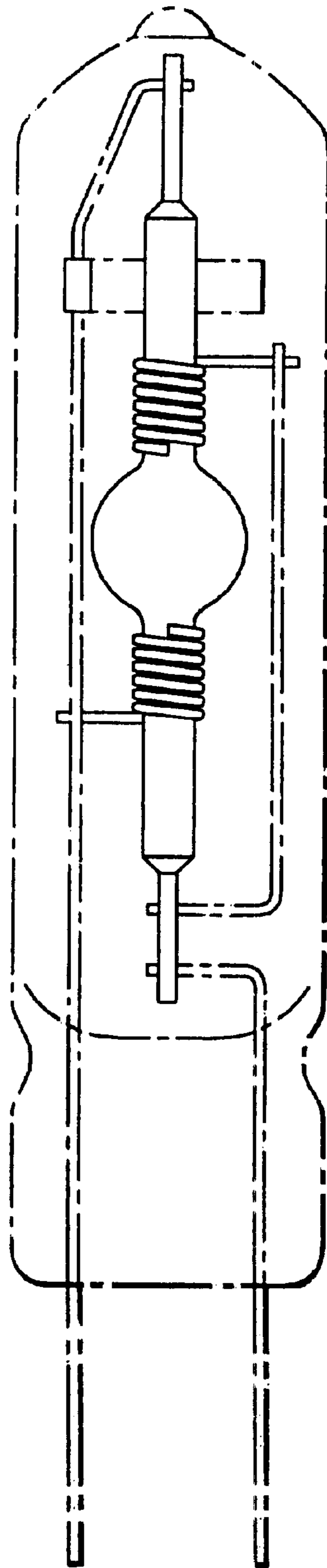


FIG. 8