



US00D464390S

(12) **United States Design Patent**
Hunter

(10) **Patent No.:** **US D464,390 S**

(45) **Date of Patent:** **** Oct. 15, 2002**

(54) **QUADRUPLE-RIDER FLOTATION INNER-TUBE**

(75) **Inventor:** **Richard D. Hunter**, Ottawa (CA)

(73) **Assignee:** **Proslide Technology, Inc.**, Ontario (CA)

(**) **Term:** **14 Years**

(21) **Appl. No.:** **29/155,363**

(22) **Filed:** **Feb. 11, 2002**

Related U.S. Application Data

(62) Division of application No. 29/143,811, filed on Jun. 20, 2001.

(51) **LOC (7) Cl.** **21-02**

(52) **U.S. Cl.** **D21/803**

(58) **Field of Search** D21/801, 803, D21/810, 808, 809, 769, 770; D12/316; 441/40, 41, 65, 66, 80, 81, 129, 130, 131, 88; 472/128, 129

(56) **References Cited**

U.S. PATENT DOCUMENTS

3,493,228 A * 2/1970 Hicks et al. 441/81

D239,673 S * 4/1976 Ziegler D21/803
4,362,517 A * 12/1982 Martin 441/41
5,122,086 A * 6/1992 Remy 441/66
5,358,438 A * 10/1994 Wolfe 441/41
5,518,431 A * 5/1996 Staley 441/130
D415,992 S * 11/1999 Polley et al. D21/803

* cited by examiner

Primary Examiner—Lucy Lieberman

(74) *Attorney, Agent, or Firm*—Jonathan A. Barney

(57) **CLAIM**

The ornamental design for a quadruple-rider flotation inner-tube, as shown and described.

DESCRIPTION

FIG. 1 is a perspective view of a quadruple-rider flotation inner-tube showing my new design;

FIG. 2 is a front elevation thereof, the elevations taken from vantage points rotated 90, 180 and 270 degrees are identical thereto;

FIG. 3 is a side elevation taken from a vantage point rotated 45 degrees from FIG. 2, the side elevations taken from a vantage point rotated 135, 225 and 315 degrees from FIG. 2 are identical to FIG. 3;

FIG. 4 is a top plan view thereof; and,

FIG. 5 is a bottom plan view thereof.

1 Claim, 2 Drawing Sheets

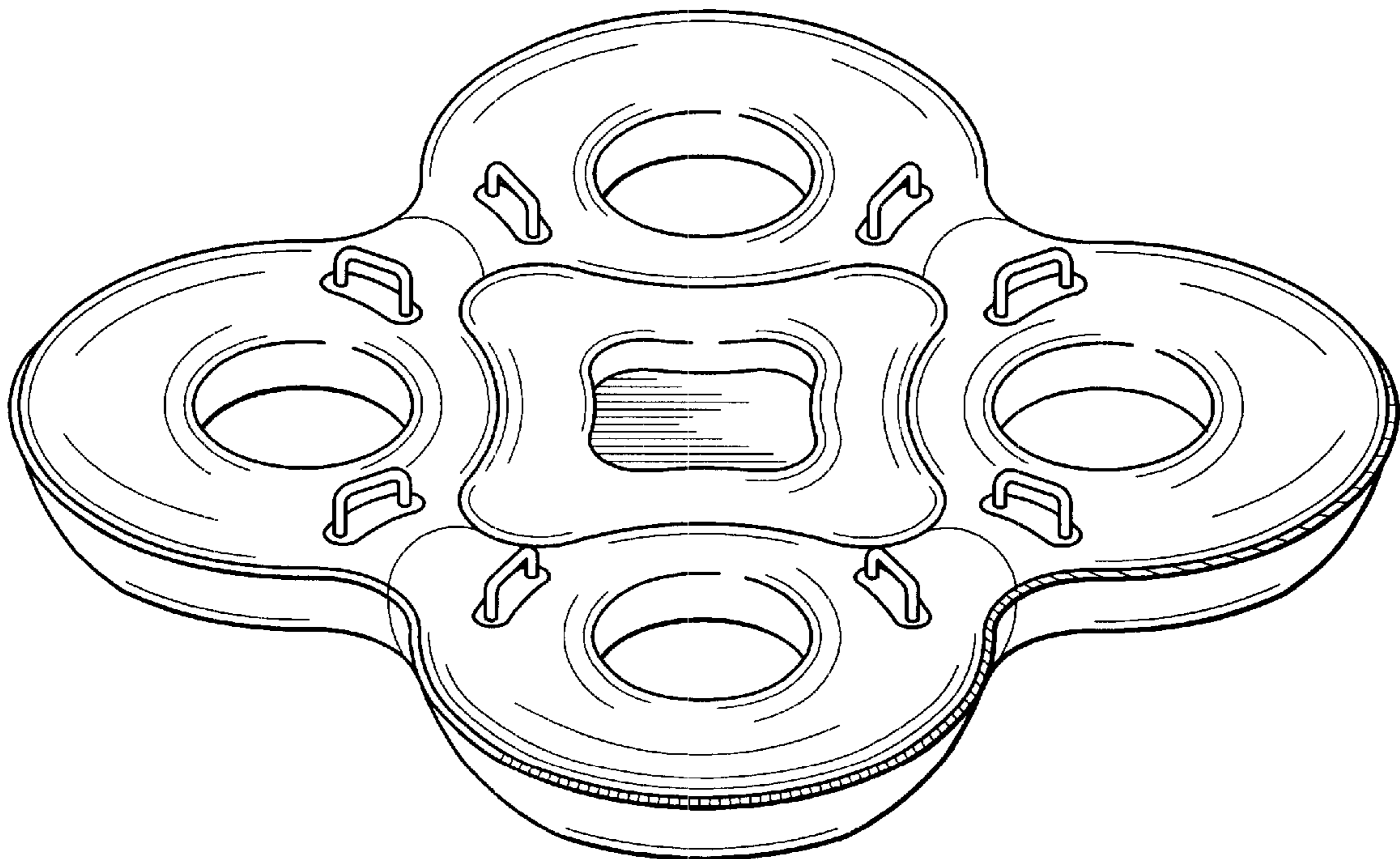


FIG. 1


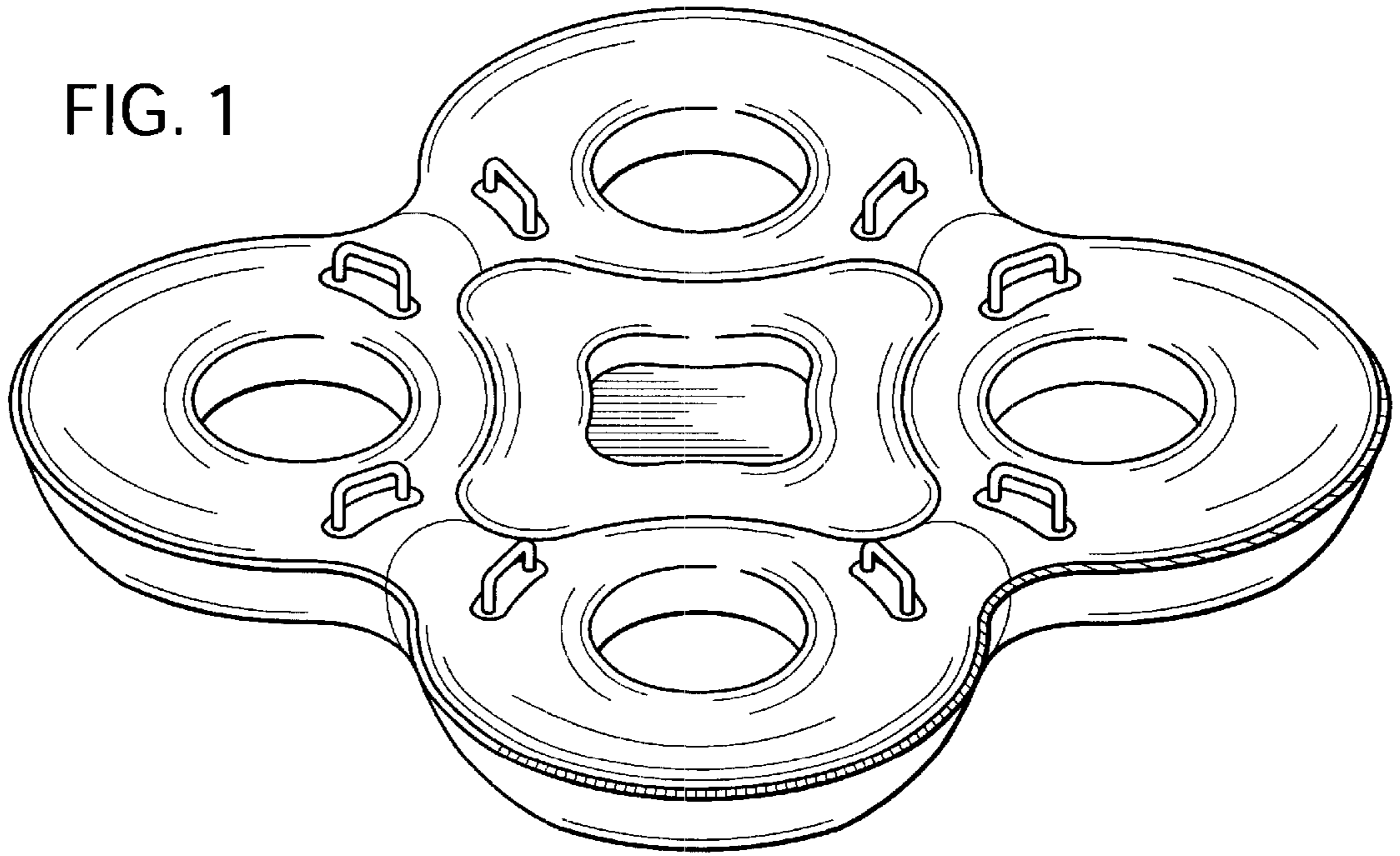


FIG. 2

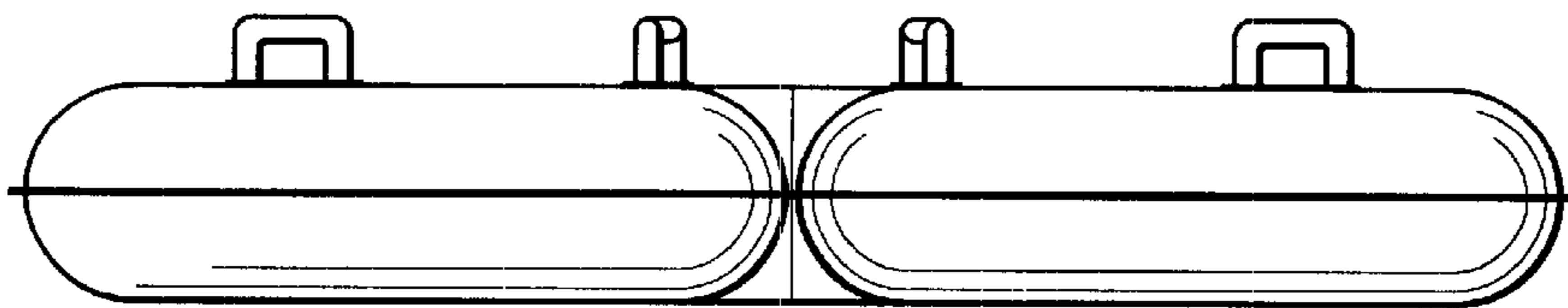


FIG. 3

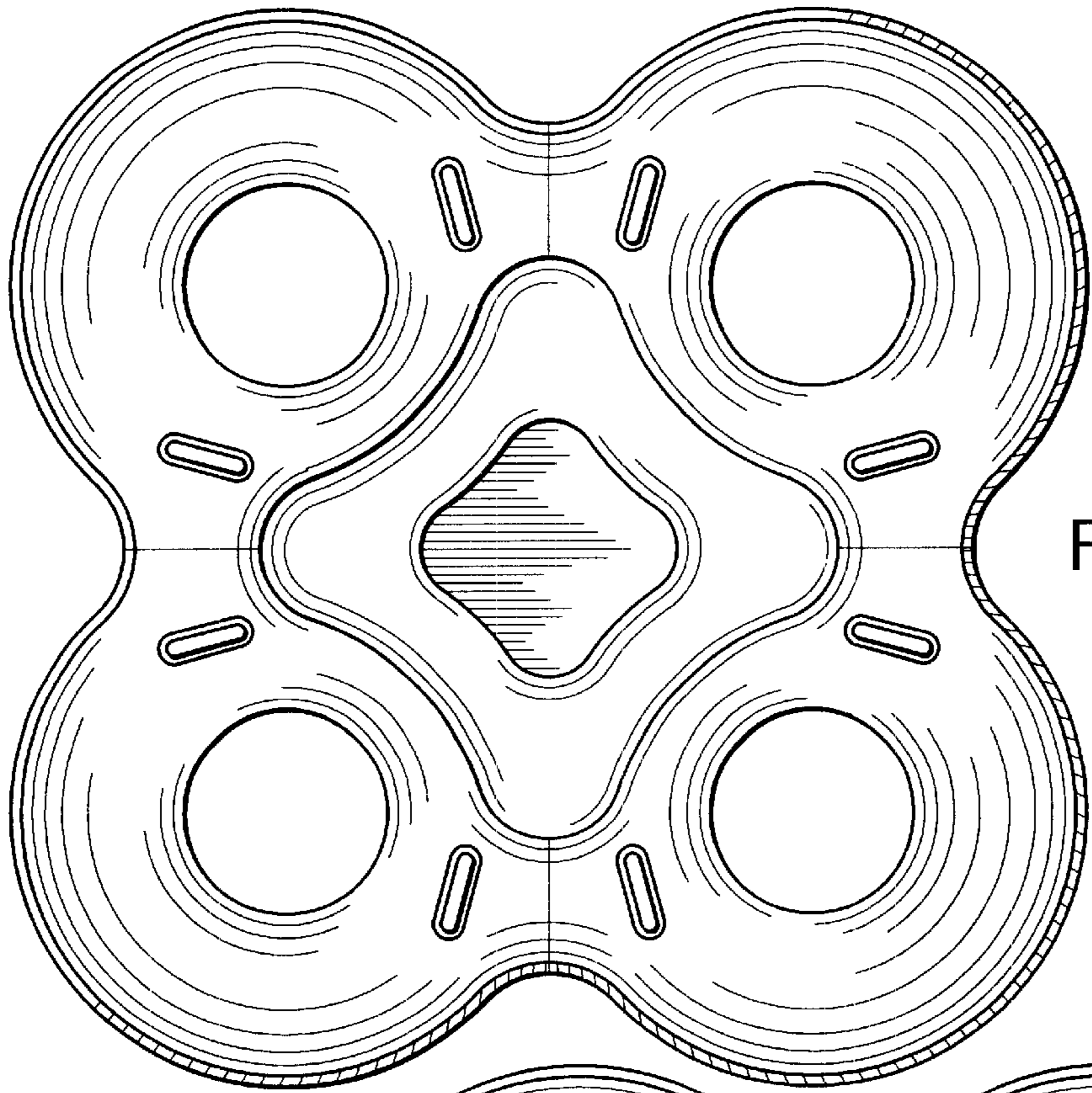


FIG. 4

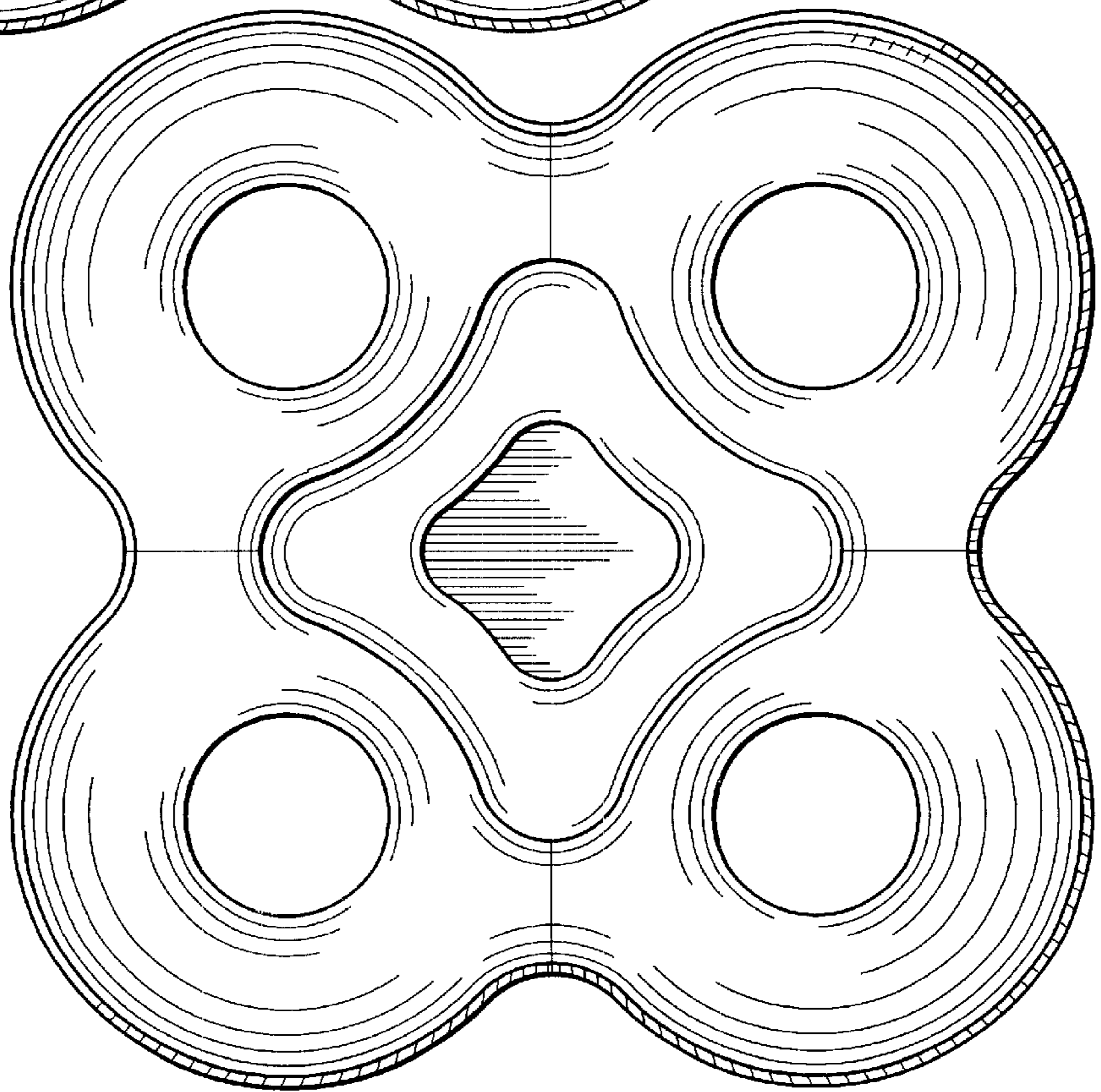


FIG. 5