



US00D464385S

(12) **United States Design Patent**
Lo

(10) **Patent No.:** **US D464,385 S**

(45) **Date of Patent:** **** Oct. 15, 2002**

(54) **SHOULDER EXERCISER**

5,807,217 A * 9/1998 Endelman 482/122

(76) Inventor: **Yuan-Hung Lo**, 4F, No. 3, Alley 61,
Lane 285, Huan Shan Rd., Taipei (TW)

* cited by examiner

(**) Term: **14 Years**

Primary Examiner—Philip S. Hyder
(74) *Attorney, Agent, or Firm*—Alan Kamrath; Rider,
Bennett, Egan & Arundel, LLP

(21) Appl. No.: **29/150,652**

(57) **CLAIM**

(22) Filed: **Nov. 23, 2001**

The ornamental design for a shoulder exerciser, as shown.

(51) **LOC (7) Cl.** **21-02**

(52) **U.S. Cl.** **D21/662**

(58) **Field of Search** D21/662, 684,
D21/692; 482/91, 121, 122, 124, 125, 126

DESCRIPTION

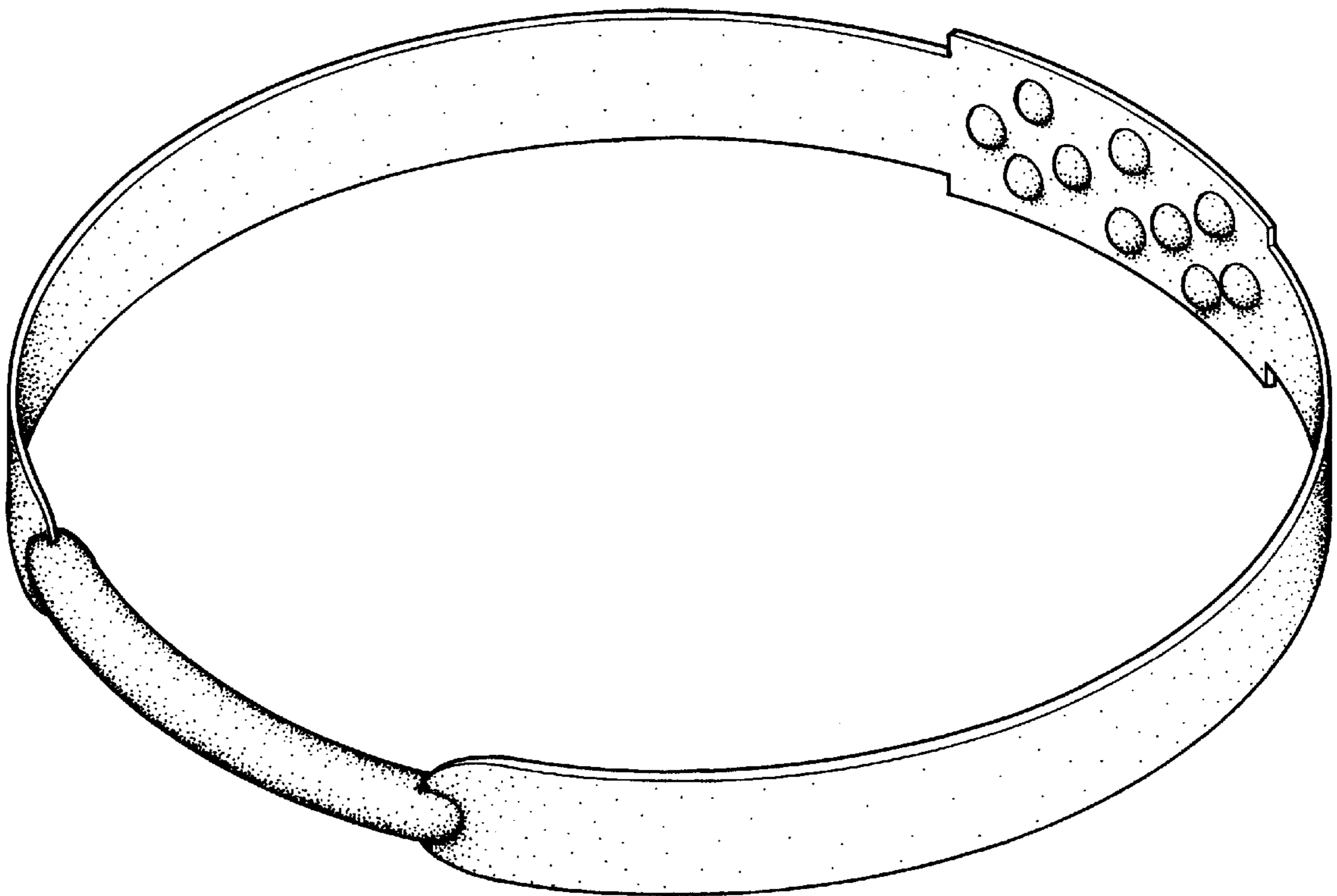
FIG. 1 is a perspective view of a shoulder exerciser, showing my new design;
FIG. 2 is a front view thereof;
FIG. 3 is a rear view thereof;
FIG. 4 is a left side view thereof;
FIG. 5 is a right side view thereof;
FIG. 6 is a top plan view thereof; and,
FIG. 7 is a bottom plan view thereof.

(56) **References Cited**

U.S. PATENT DOCUMENTS

D344,995 S	*	3/1994	Sheppard	D21/692
5,342,273 A	*	8/1994	Plendl et al.	482/122
D350,997 S	*	9/1994	Connelly, III	D21/684
5,735,781 A	*	4/1998	Pai	482/122

1 Claim, 5 Drawing Sheets



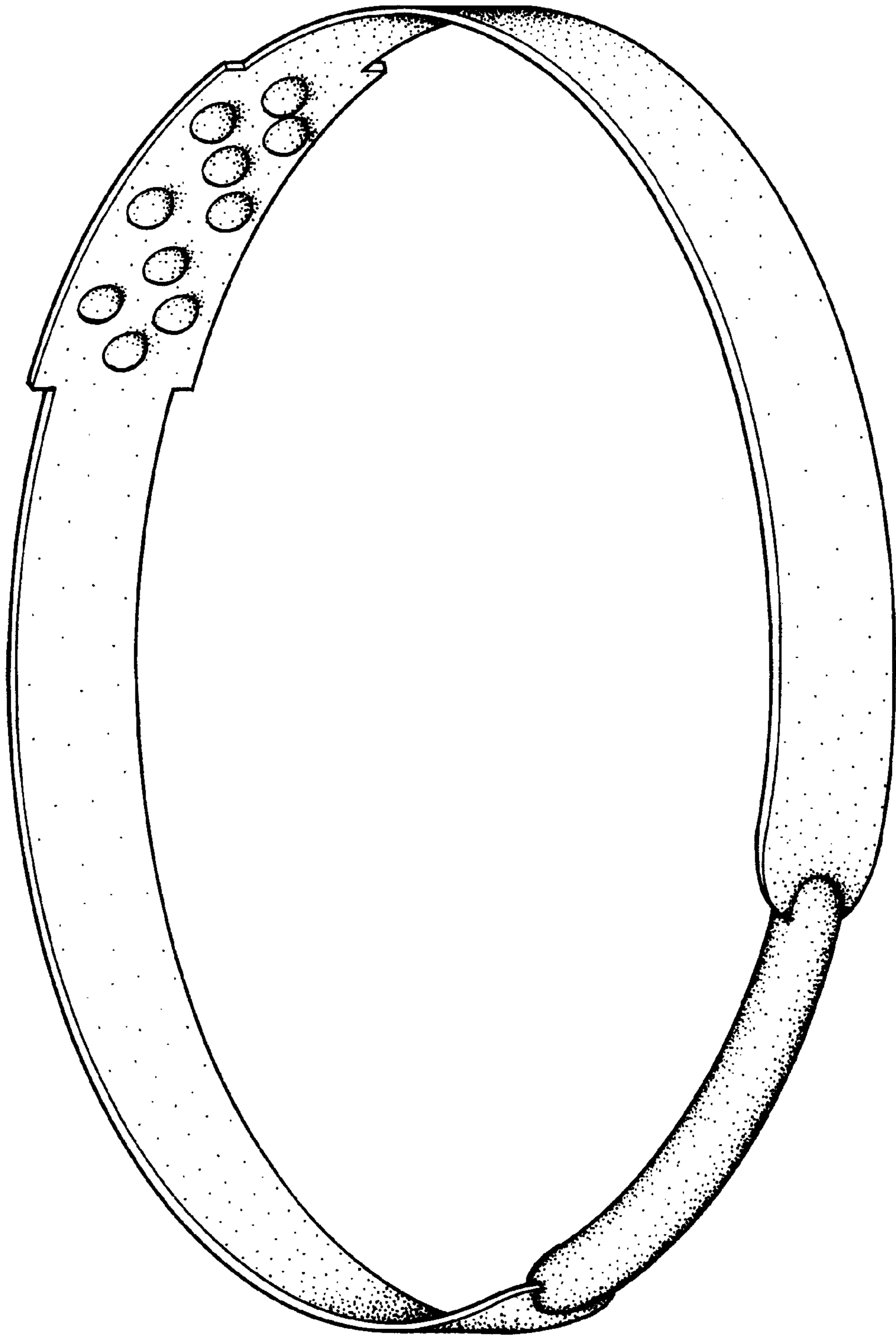


FIG.1

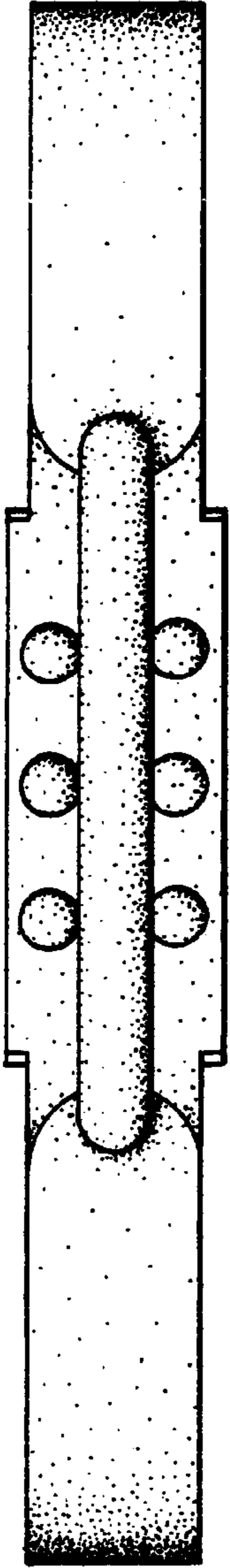


FIG. 2




FIG. 3

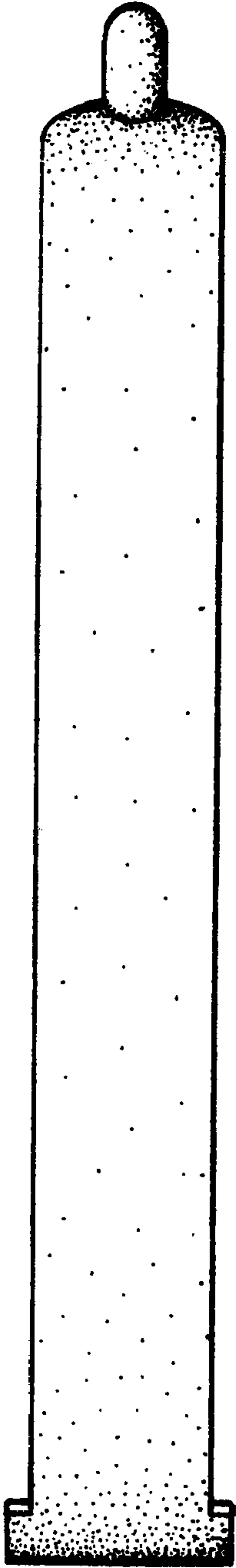


FIG. 4




FIG. 5




FIG.6



FIG.7