



US00D464380S

(12) **United States Design Patent**
Hu

(10) **Patent No.:** **US D464,380 S**

(45) **Date of Patent:** **** Oct. 15, 2002**

(54) **FLYING DISK**

(75) **Inventor:** **Antonio C. Hu**, Menlo Park, CA (US)

(73) **Assignee:** **Franklin Sports, Inc.**, Stoughton, MA (US)

(**) **Term:** **14 Years**

(21) **Appl. No.:** **29/134,000**

(22) **Filed:** **Dec. 27, 2000**

(51) **LOC (7) Cl. 21-02**

(52) **U.S. Cl. D21/443**

(58) **Field of Search D21/436, 443, D21/451, 455; 446/46, 47; 473/588**

(56) **References Cited**

U.S. PATENT DOCUMENTS

D183,626 S	*	9/1958	Morrison	D21/444
3,590,518 A		7/1971	LeBaron		
3,710,505 A	*	1/1973	Linenfelter	446/46
3,724,122 A		4/1973	Gillespie, Sr.		
4,114,885 A	*	9/1978	Morrow	473/588
4,315,629 A		2/1982	English		
4,334,385 A		6/1982	Melin et al.		

4,351,129 A		9/1982	Kerkenbush et al.		
D295,429 S	*	4/1988	Sandeen	D21/443
D331,784 S	*	12/1992	Ana et al.	D21/444
5,423,705 A		6/1995	Solomon, II		
5,540,610 A		7/1996	Sneddon		
D386,223 S		11/1997	Imai		
D387,817 S	*	12/1997	Noyes	D21/443
5,799,616 A	*	9/1998	McClung	119/709
D401,288 S	*	11/1998	Dunipace	D21/443
D402,318 S	*	12/1998	Dunipace	D21/443

* cited by examiner

Primary Examiner—Ted Shooman

Assistant Examiner—C Tuttle

(74) *Attorney, Agent, or Firm*—Shook Hardy & Bacon

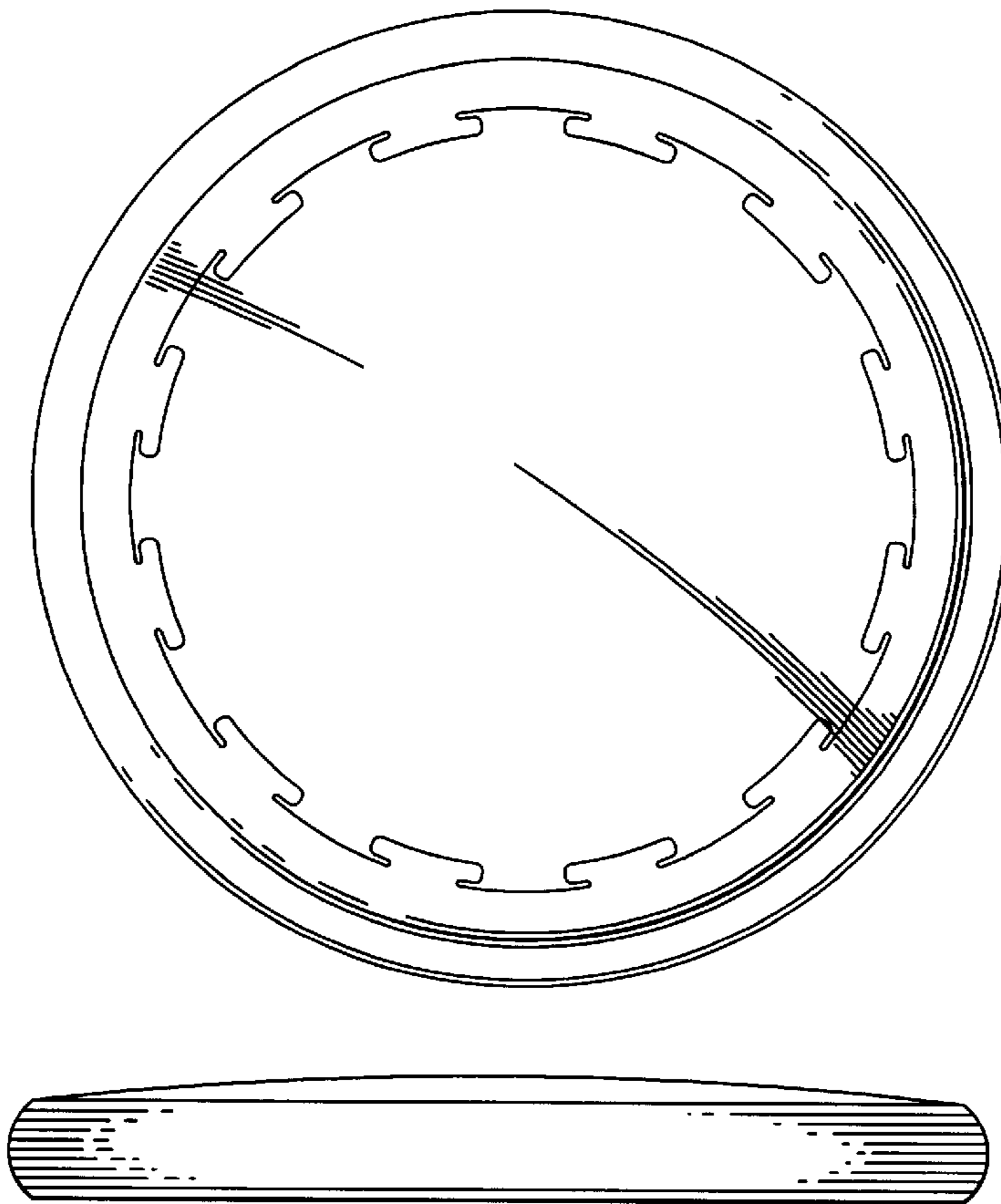
(57) **CLAIM**

The ornamental design for a flying disk, as shown and described.

DESCRIPTION

FIG. 1 is a top plan view of a flying disk showing my new design; FIG. 2 is a side elevational view thereof; and, FIG. 3 is a bottom plan view thereof.

1 Claim, 1 Drawing Sheet



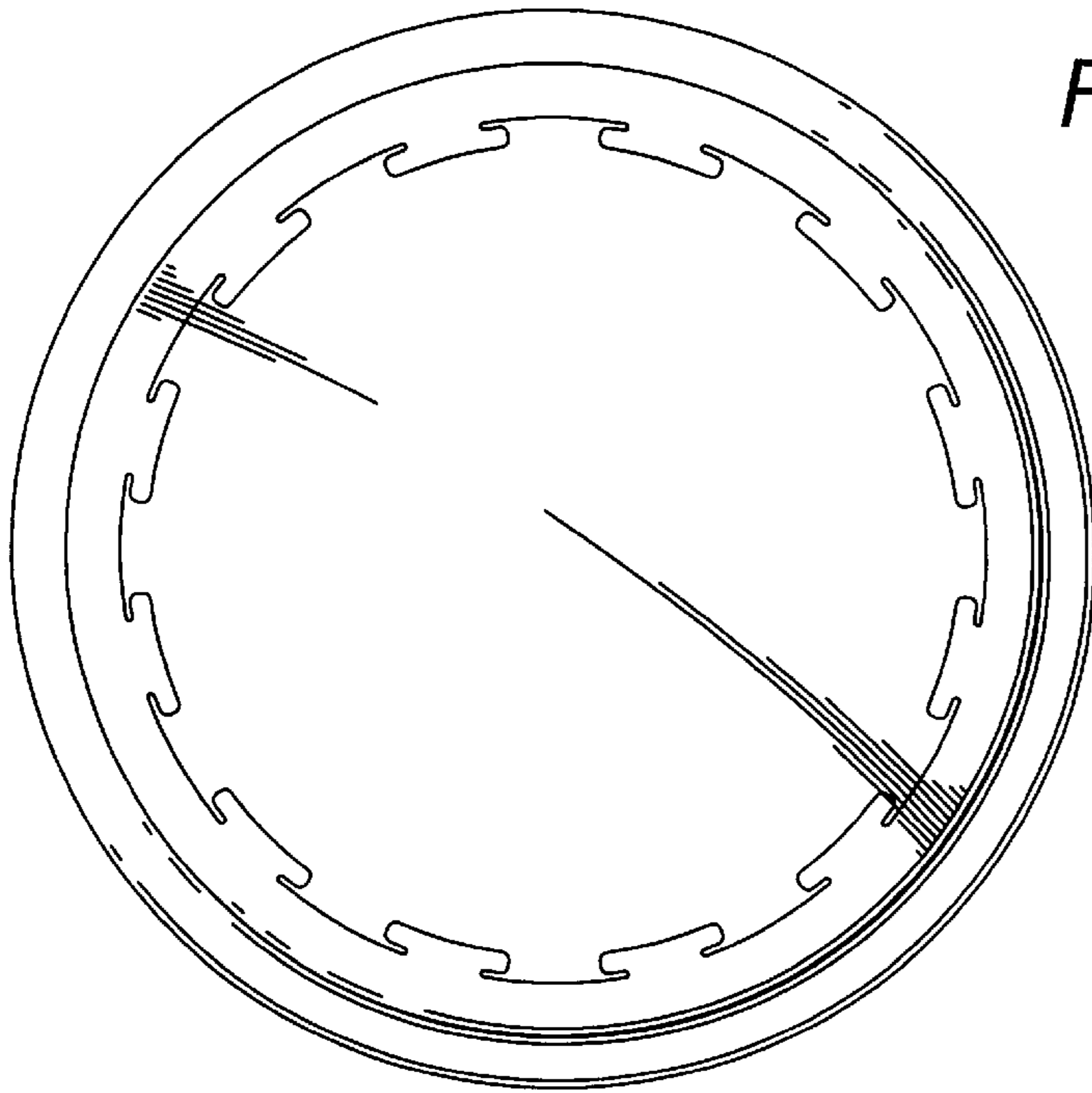


Fig. 1




Fig. 2

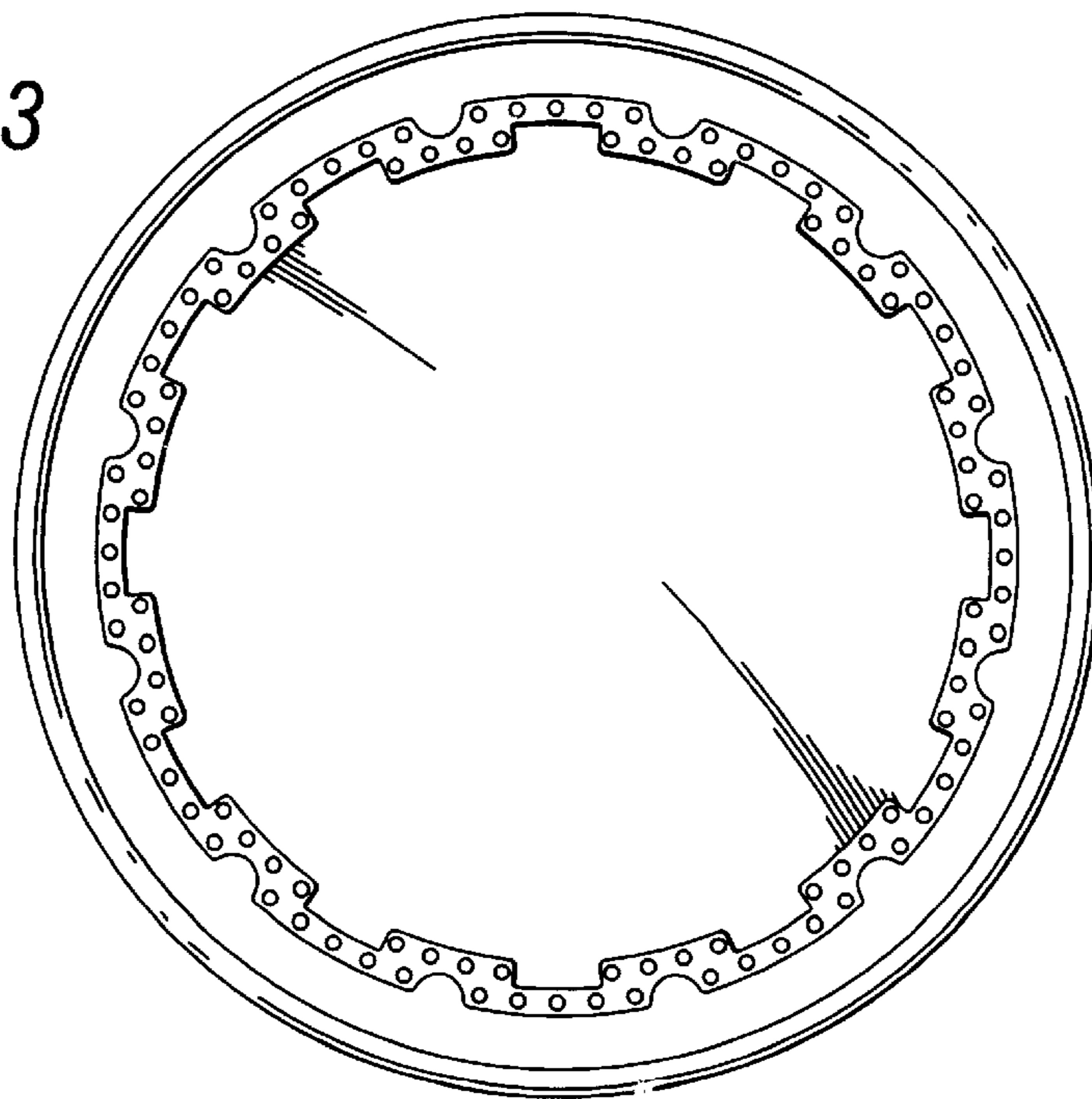


Fig. 3