



US00D464374S

(12) **United States Design Patent**  
**Reichmann**

(10) **Patent No.:** **US D464,374 S**

(45) **Date of Patent:** **\*\* Oct. 15, 2002**

(54) **BARREL-SHAPED MARKER**

(75) Inventor: **Andre Reichmann**, Port Washington,  
NY (US)

(73) Assignee: **Dri Mark Products, Inc.**, Port  
Washington, NY (US)

(\*\*) Term: **14 Years**

(21) Appl. No.: **29/152,536**

(22) Filed: **Dec. 17, 2001**

(51) **LOC (7) Cl.** ..... **19-06**

(52) **U.S. Cl.** ..... **D19/43; D19/49**

(58) **Field of Search** ..... D19/35, 36, 41-51,  
D19/53-58, 81-85; 401/98, 196, 198, 202,  
213, 243-247, 261, 262, 292

(56) **References Cited**

**U.S. PATENT DOCUMENTS**

D130,051 S	*	10/1941	Weissenborn	.....	D19/49 X
D147,847 S	*	11/1947	Gittleson	.....	D19/49 X
D209,993 S	*	1/1968	Horie	.....	D19/43
D286,546 S	*	11/1986	Funahashi	.....	D19/43
4,712,571 A	*	12/1987	Remz et al.	.....	401/202 X

D303,020 S	*	8/1989	Reichmann	.....	D19/49 X
D306,494 S	*	3/1990	Bajusz	.....	D19/49 X
D389,188 S	*	1/1998	Conforti et al.	.....	D19/57

\* cited by examiner

*Primary Examiner*—Martie K. Holtje

(74) *Attorney, Agent, or Firm*—Ostrolenk, Faber, Gerb &  
Soffen, LLP

(57) **CLAIM**

The ornamental design for a barrel-shaped marker, as shown  
and described.

**DESCRIPTION**

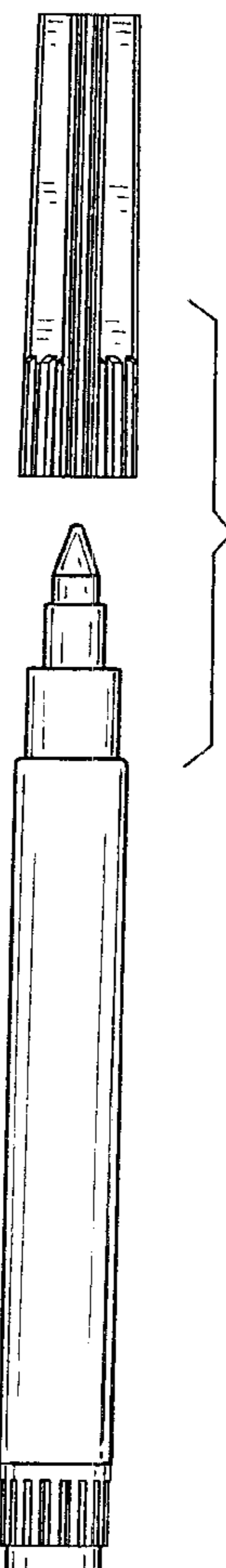
FIG. 1 is a front elevational view of the barrel-shaped  
marker of the present invention from a first side thereof, the  
other three sides (offset 90° relative to each other) being  
identical.

FIG. 2 is a top, end view, of the barrel-shaped marker of the  
present invention.

FIG. 3 is bottom, end view of the barrel-shaped marker of  
the present invention; and,

FIG. 4 shows the barrel-shaped marker of FIG. 1 in an  
exploded condition.

**1 Claim, 2 Drawing Sheets**






FIG. 2

FIG. 1

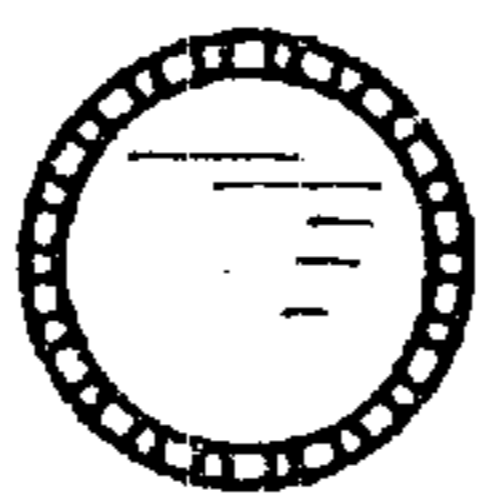



FIG. 3

FIG. 4

