



US00D464331S

(12) **United States Design Patent**
Yu et al.

(10) **Patent No.:** **US D464,331 S**

(45) **Date of Patent:** **** Oct. 15, 2002**

(54) **TELEVISION ENCLOSURE**

D454,845 S * 3/2002 Niitsu D14/126

(75) Inventors: **Zida Yu**, Qingdao (CN); **Qiang Liu**,
Qingdao (CN); **Weichun Xiao**, Qingdao
(CN); **Deyue Deng**, Qingdao (CN)

* cited by examiner

Primary Examiner—Raphael Barkai

(74) *Attorney, Agent, or Firm*—LaRiviere, Grubman &
Payne, LLP

(73) Assignees: **Haier Group (CN)**; **Qingdao Haier
Electronic Co, Ltd (CN)**

(57) **CLAIM**

(**) Term: **14 Years**

The ornamental design for a television enclosure, as shown
and described.

(21) Appl. No.: **29/139,104**

DESCRIPTION

(22) Filed: **Mar. 23, 2001**

(51) **LOC (7) Cl.** **14-03**

(52) **U.S. Cl.** **D14/126**

(58) **Field of Search** D14/125–136,
D14/239, 371, 374–376; 312/7.2; 348/836,
838, 180, 184, 325, 739; 341/12; 248/917–924;
345/104, 133, 156, 168, 87, 173

FIG. 1 is a perspective view of a television enclosure, in
accordance with the present invention.

FIG. 2 is a plan view of a television enclosure, in accordance
with the present invention.

FIG. 3 is an underside view of a television enclosure, in
accordance with the present invention.

FIG. 4 is a side view of a television enclosure, in accordance
with the present invention.

FIG. 5 is a corresponding side view of a television enclosure,
in accordance with the present invention.

FIG. 6 is a rear view of a television enclosure, in accordance
with the present invention; and,


FIG. 7 is a frontal view of a television enclosure, in
accordance with the present invention.

(56) **References Cited**

U.S. PATENT DOCUMENTS

D347,838 S	*	6/1994	Taniuchi	D14/126
D350,346 S	*	9/1994	Takemasa	D14/126
D406,128 S	*	2/1999	Renk	D14/126
D414,754 S	*	10/1999	Jung	D14/375

1 Claim, 2 Drawing Sheets






Figure 1




Figure 2




Figure 3




Figure 4




Figure 5




Figure 6




Figure 7