



US00D464308S

(12) **United States Design Patent**  
**Chung**

(10) **Patent No.:** **US D464,308 S**

(45) **Date of Patent:** **\*\* Oct. 15, 2002**

(54) **VEHICLE WHEEL**

(76) Inventor: **Suny Chung**, 4682 Warner Ave., Apt.  
213, Huntington Beach, CA (US) 92649

(\*\*) Term: **14 Years**

(21) Appl. No.: **29/154,458**

(22) Filed: **Jan. 23, 2002**

(51) **LOC (7) Cl.** ..... **12-16**

(52) **U.S. Cl.** ..... **D12/209**

(58) **Field of Search** ..... D12/204-211;  
301/37.1, 64.1, 65

D442,903 S	*	5/2001	Brintouch	.....	D12/204
D444,438 S	*	7/2001	Brubtouch	.....	D12/209
D444,756 S	*	7/2001	Brintouch	.....	D12/209
D451,066 S	*	11/2001	Pfeiffer et al.	.....	D12/211
D451,462 S	*	12/2001	Donikoglu	.....	D12/209
D452,211 S	*	12/2001	Takechi	.....	D12/209
D454,528 S	*	3/2002	Brown et al.	.....	D12/209

\* cited by examiner

*Primary Examiner*—Stacia Cadmus

(74) *Attorney, Agent, or Firm*—Marcia Devon

(57) **CLAIM**

The ornamental design for a vehicle wheel, as shown and described.

(56) **References Cited**

**U.S. PATENT DOCUMENTS**

D407,055 S	*	3/1999	Kelley	.....	D12/209
D420,967 S	*	2/2000	Sacco et al.	.....	D12/209
D432,481 S	*	10/2000	Brown	.....	D12/209
D432,484 S	*	10/2000	Chung	.....	D12/211
D438,161 S	*	2/2001	Ong	.....	D12/209
D438,832 S	*	3/2001	Ong	.....	D12/209
D442,531 S	*	5/2001	Brintouch	.....	D12/204


**DESCRIPTION**

FIG. 1 is a perspective view of vehicle wheel showing my new design;

FIG. 2 is a reduced front view thereof; and,

FIG. 3 is a reduced side view thereof, it being understood that the opposite side is a mirror image thereof.

**1 Claim, 2 Drawing Sheets**



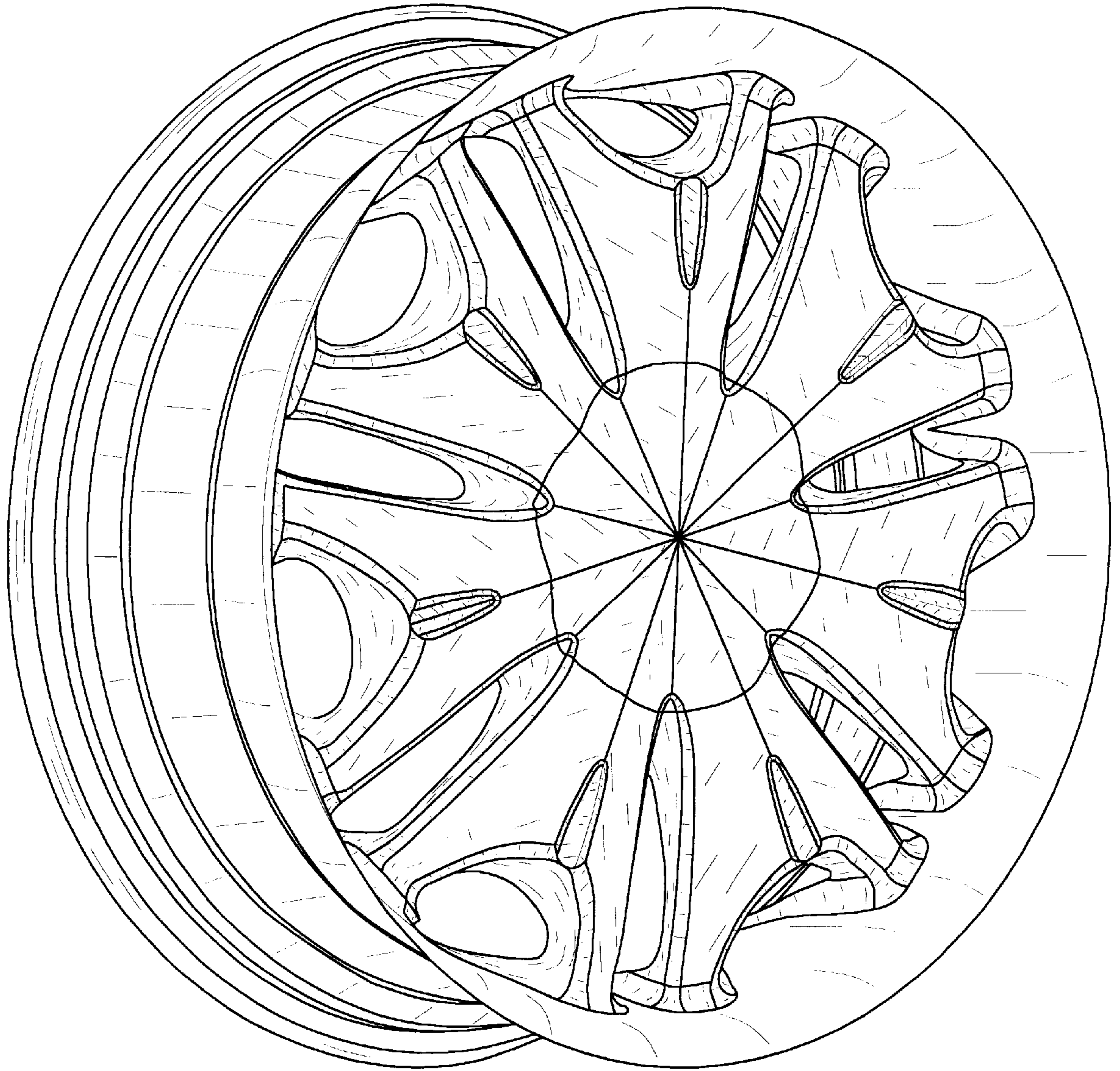


Fig. 1






Fig. 2

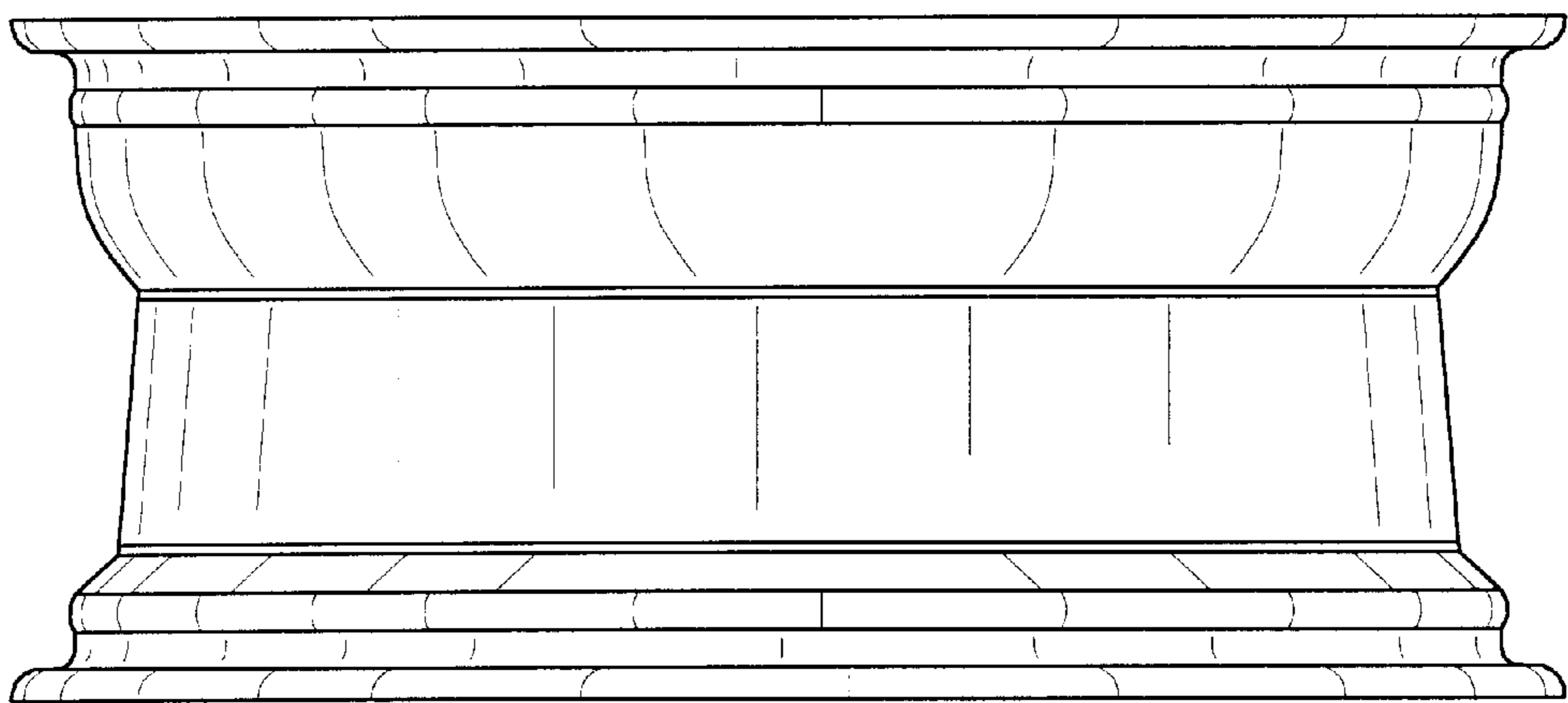


Fig. 3