



US00D464303S

(12) **United States Design Patent**
Lockwood

(10) **Patent No.:** **US D464,303 S**

(45) **Date of Patent:** **** Oct. 15, 2002**

(54) **RECESSED COCKPIT FOR KAYAKS**

Country Ways® Inc. boat kits, Kayak Kits, "Scandian Single", dated Oct. 11, 1979.

(76) Inventor: **John B. Lockwood**, 227 Jackson St.,
Port Townsend, WA (US) 98268

(**) Term: **14 Years**

Primary Examiner—Lisa Lichtenstein
(74) *Attorney, Agent, or Firm*—Michael R. Schacht;
Schacht Law Office, Inc.

(21) Appl. No.: **29/145,518**

(22) Filed: **Jul. 23, 2001**

(57) **CLAIM**

(51) **LOC (7) Cl.** **12-06**

The new design for a recessed cockpit for kayaks, as shown and described herein.

(52) **U.S. Cl.** **D12/202**

(58) **Field of Search** D12/300, 302;
114/343, 347, 355

DESCRIPTION

(56) **References Cited**

U.S. PATENT DOCUMENTS

D233,424 S	10/1974	Lettmann
D234,397 S	2/1975	Eriksen
4,229,850 A	10/1980	Arcouette
4,480,579 A	11/1984	Masters
D358,573 S	5/1995	Lockwood
D370,454 S	6/1996	Lockwood
D397,668 S	9/1998	Lincoln
D418,801 S	1/2000	Lockwood
D418,802 S	1/2000	Lockwood
D419,128 S	1/2000	Lockwood

OTHER PUBLICATIONS

Pygmy Boat Co. sales brochure printed approx. 1993.
Printings from U.S. National Museum, p. 196, Aleutian Kayak, Unalaska, 1894; Kayak from Russian Siberia, 1962; p. 198, Norton Sound Kayak, Alaska, 1889; p. 201, Kotzebue Sound Kayak, Point Barrow Kayak, Mackenzie Delta Kayak, 1888, p. 210, Northwestern Greenland Kayak, 1883 Southwestern Greenland Kayak, 1921.

FIG. 1 is a perspective view of a recessed cockpit for kayaks showing my new design;

FIG. 2 is an enlarged perspective view taken along lines 2—2 in FIG. 1;

FIG. 3 is a top plan view thereof;

FIG. 4 is a side elevational view thereof, the opposite side being a mirror image of that shown;

FIG. 5 is a bottom plan view thereof;

FIG. 6 is an elevational view of a first end thereof; and,

FIG. 7 is an elevational view of a second end thereof.

The broken line showing of environmental structure in FIGS. 1—7 is for illustrative purposes only and forms no part of the claimed design.

1 Claim, 3 Drawing Sheets

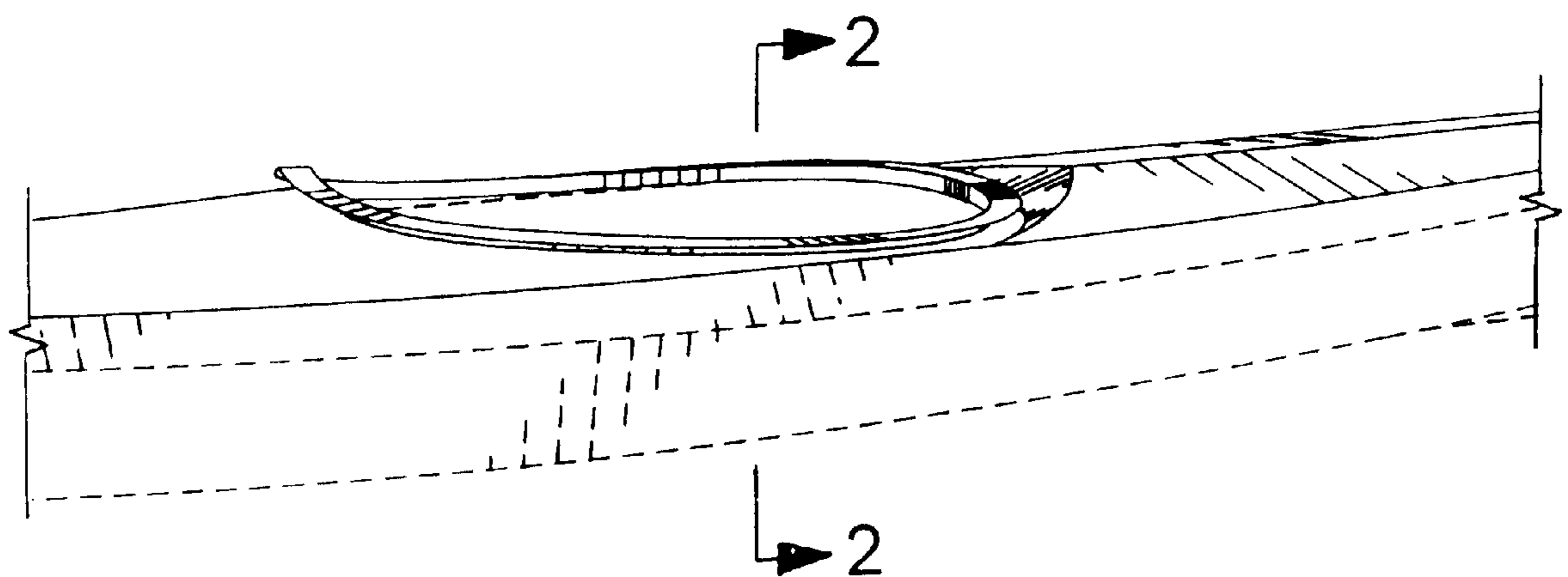


FIG. 1

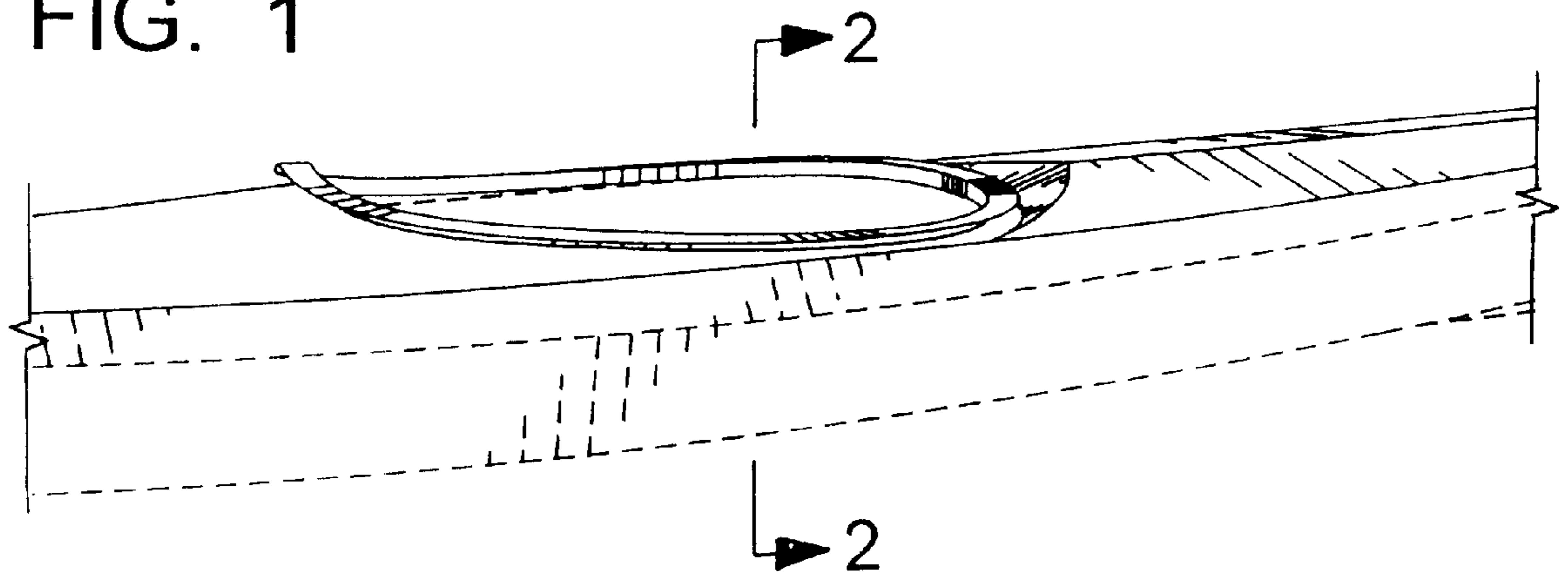
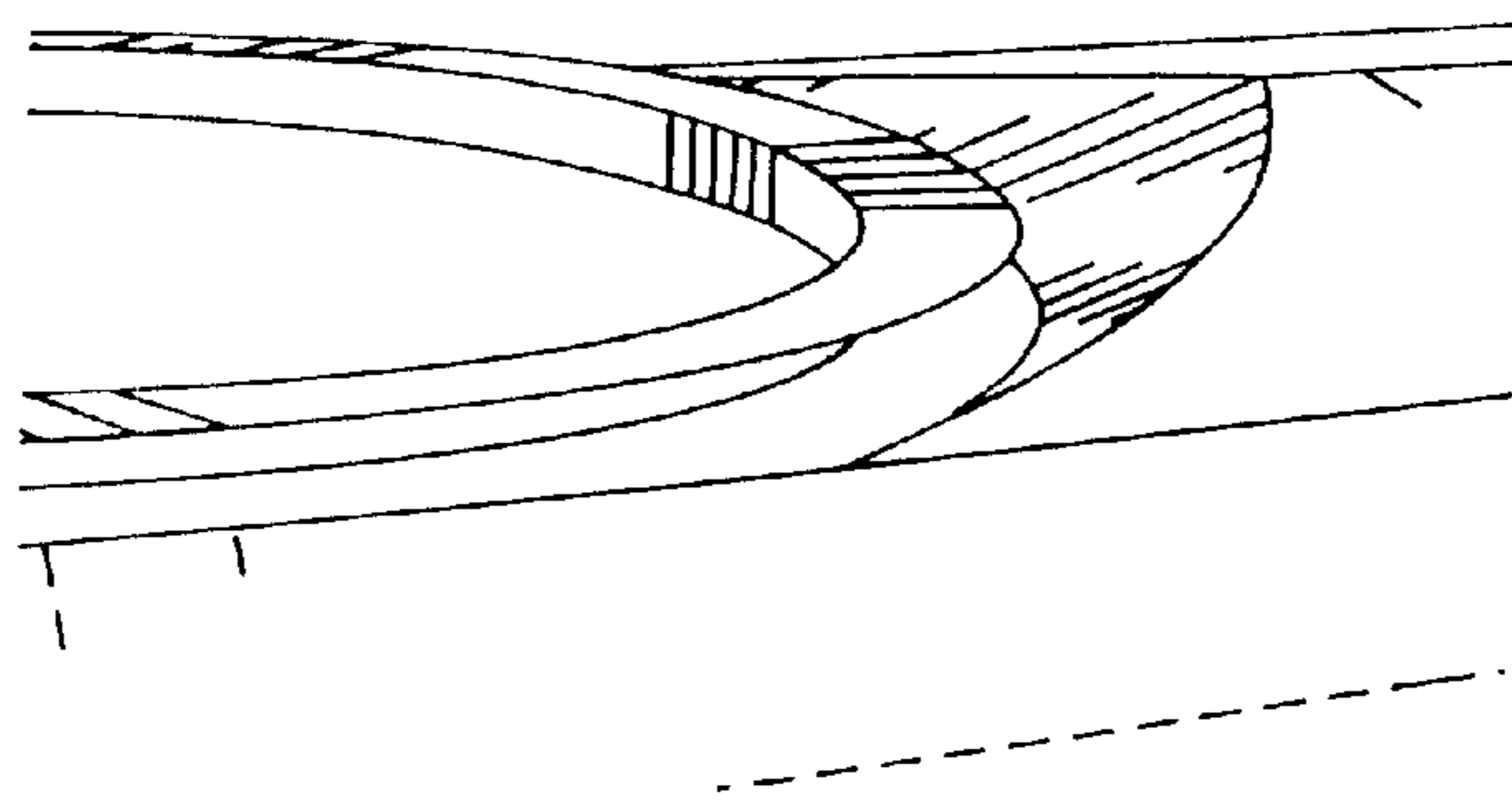
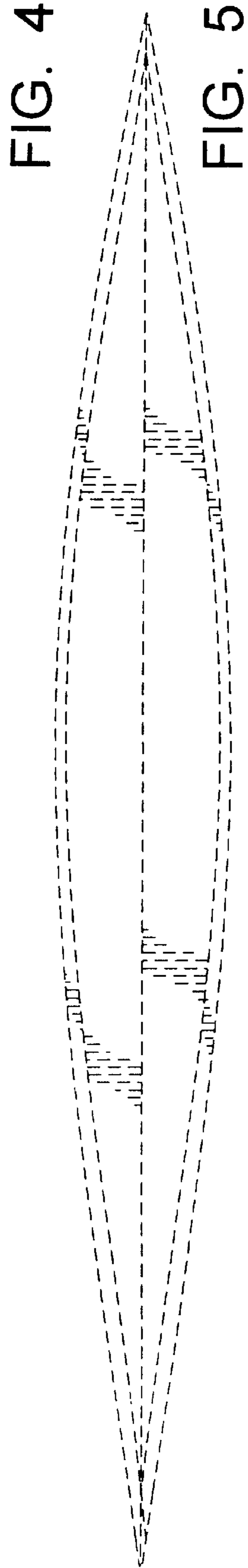
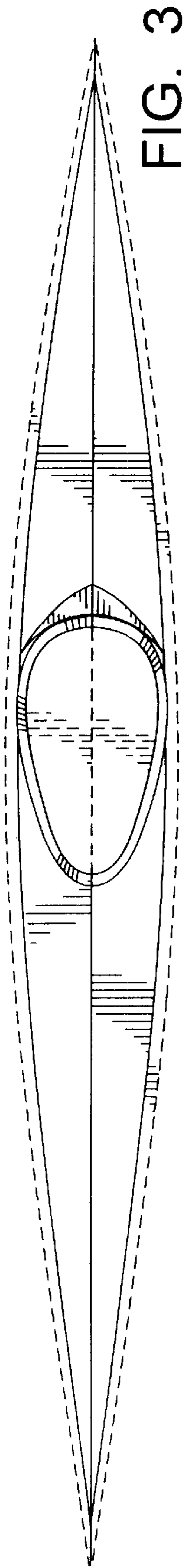


FIG. 2





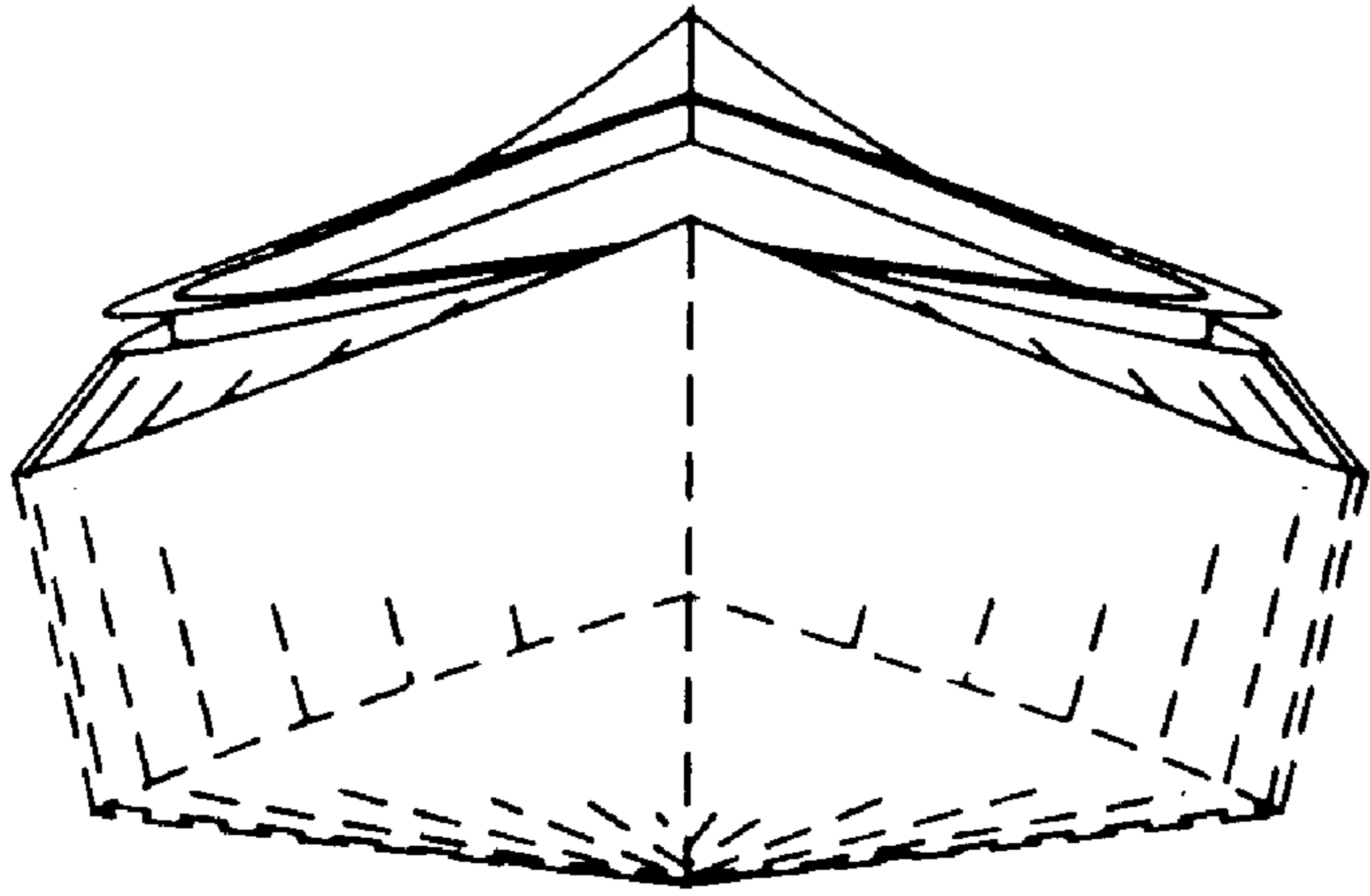


FIG. 6

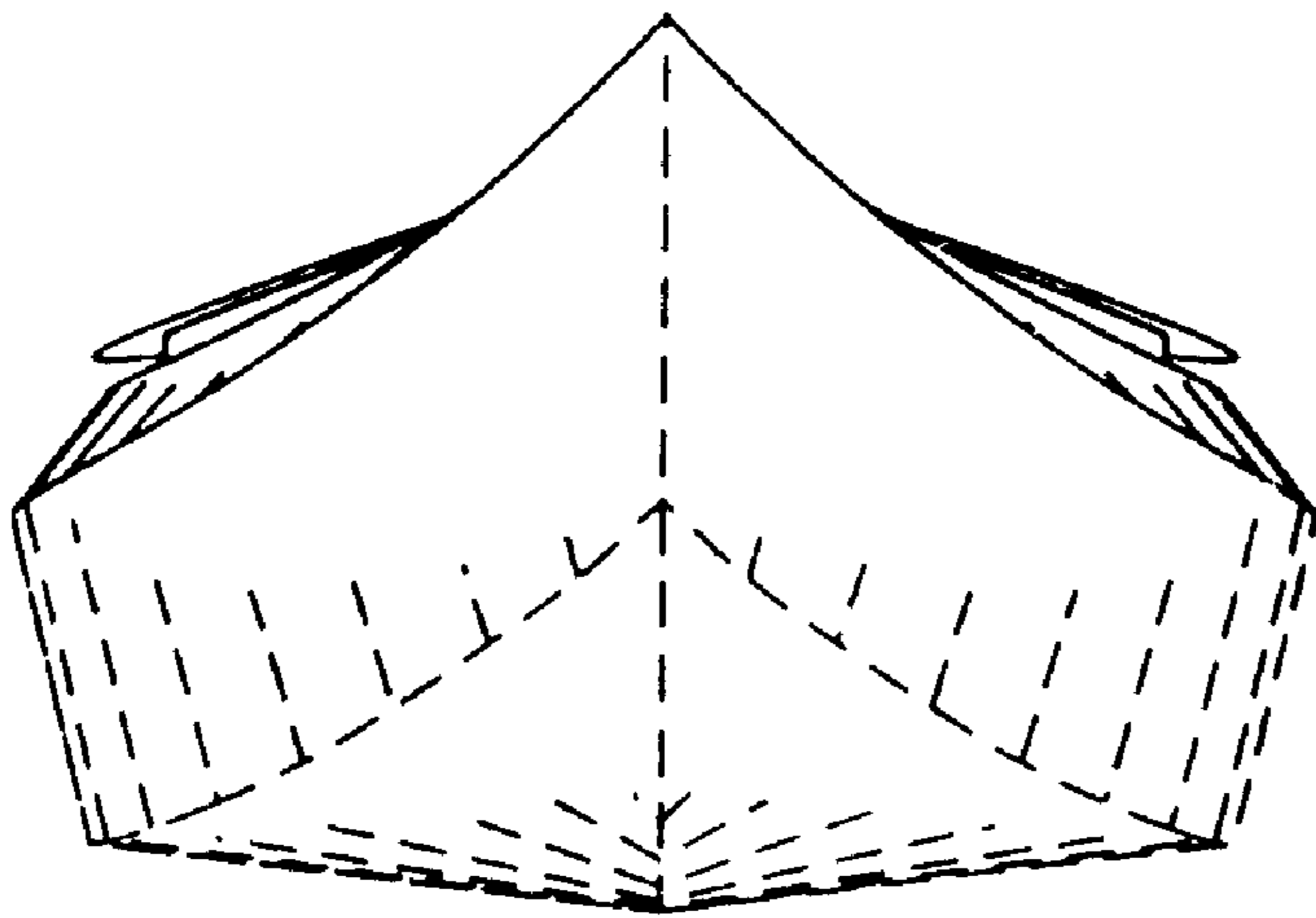


FIG. 7