



US00D464300S

(12) **United States Design Patent**
Ohm et al.

(10) **Patent No.:** **US D464,300 S**

(45) **Date of Patent:** **** Oct. 15, 2002**

(54) **LICENSE PLATE FRAME**

(75) Inventors: **Patrick L. Ohm**, Mesa, AZ (US);
Robert Hanson, Scottsdale, AZ (US)

(73) Assignee: **Bell Automotive Products, Inc.**,
Scottsdale, AR (US)

(**) Term: **14 Years**

(21) Appl. No.: **29/160,720**

(22) Filed: **May 15, 2002**

(51) **LOC (7) Cl.** **12-16**

(52) **U.S. Cl.** **D12/193**

(58) **Field of Search** D12/193; D6/300-303,
D6/310-314; 40/200-203, 207-216

(56) **References Cited**

U.S. PATENT DOCUMENTS

D331,217 S	11/1992	Spencer	D12/193
D335,117 S	4/1993	Spencer	D12/193
D346,578 S	5/1994	Corey	D12/193
D348,425 S	7/1994	Leu	D12/193
D368,692 S	4/1996	Pribble, Sr. et al.	D12/193
D377,639 S	* 1/1997	Kheyfets	D12/193

D377,926 S	2/1997	Kheyfets	D12/193
D378,251 S	3/1997	Levin	D6/300
D380,430 S	* 7/1997	Spencer	D12/193
D385,244 S	10/1997	Spencer	D12/193
D440,928 S	4/2001	Hussaini et al.	D12/193
D442,130 S	5/2001	Hussaini et al.	D12/193
D446,759 S	8/2001	Leu	D12/193
D453,491 S	* 2/2002	Schmitz	D12/193

* cited by examiner

Primary Examiner—Stacia Cadmus

(74) *Attorney, Agent, or Firm*—Dick and Harris

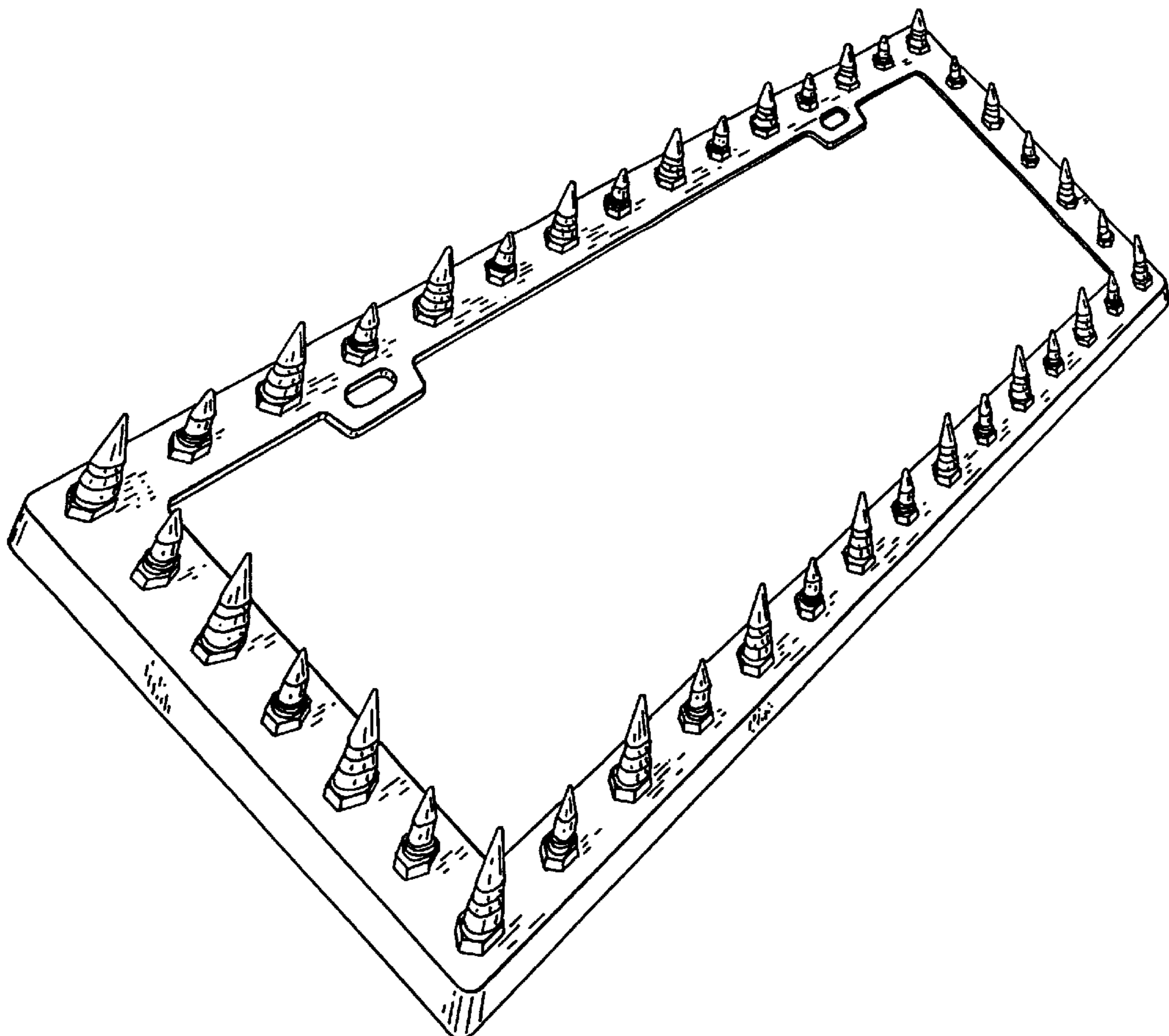
(57) **CLAIM**

The ornamental design for a license plate frame, as shown.

DESCRIPTION

FIG. 1 is a perspective view of the new license plate frame ornamental design;
FIG. 2 is a front plan view;
FIG. 3 is a bottom elevational view;
FIG. 4 is a right side elevational view;
FIG. 5 is a top elevational view;
FIG. 6 is a left side elevational view; and,
FIG. 7 is a rear plan view.

1 Claim, 3 Drawing Sheets



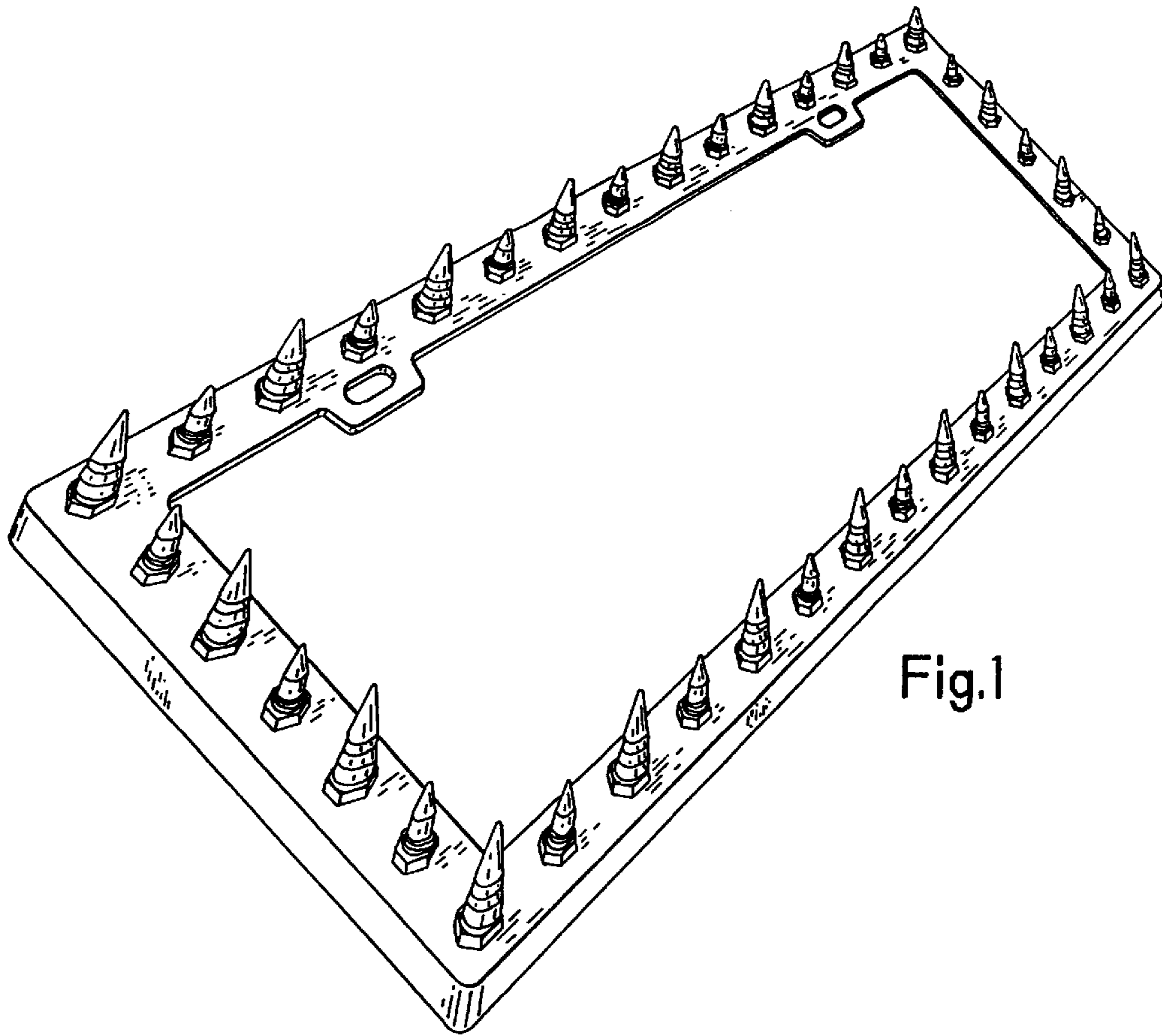


Fig.1

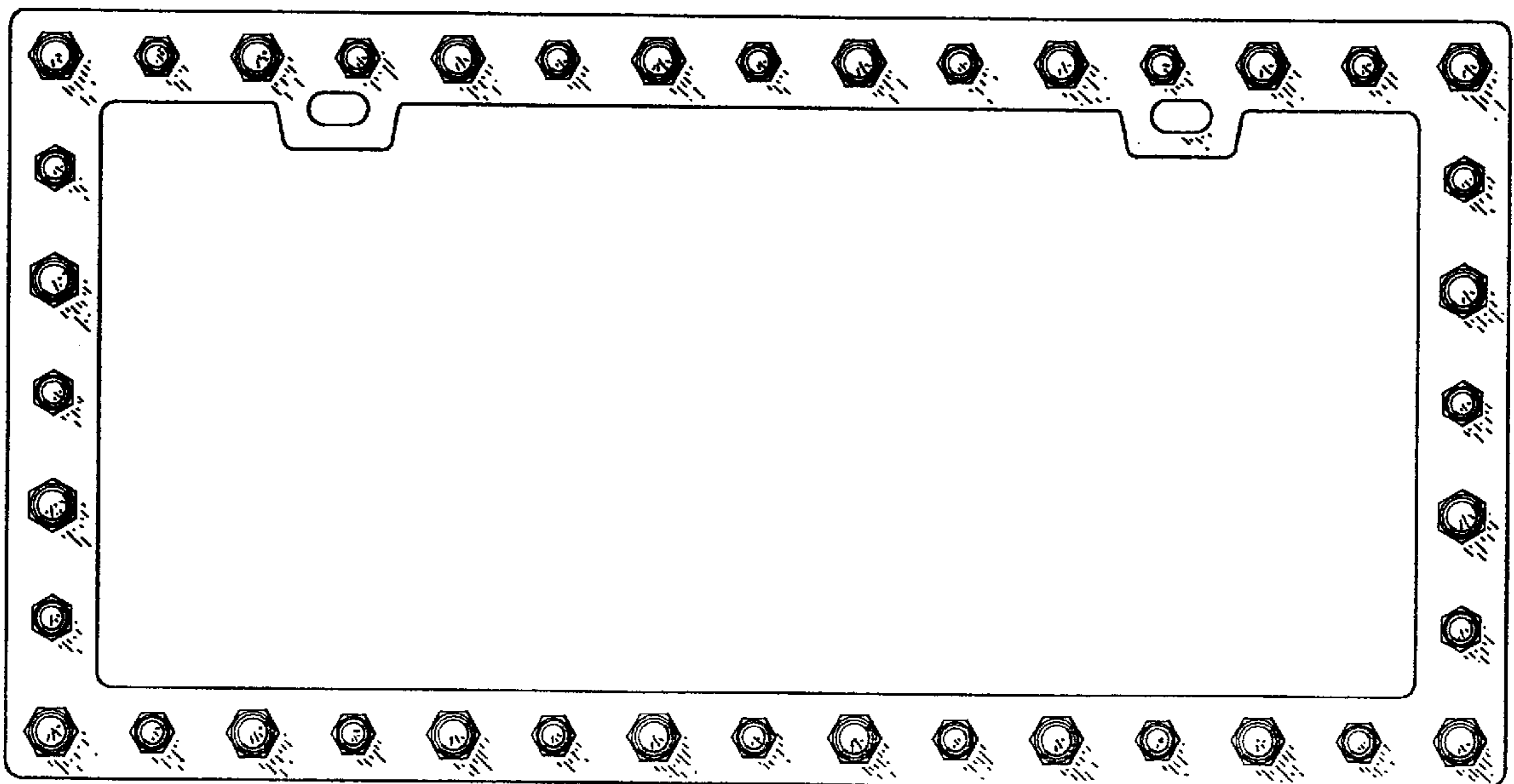


Fig.2

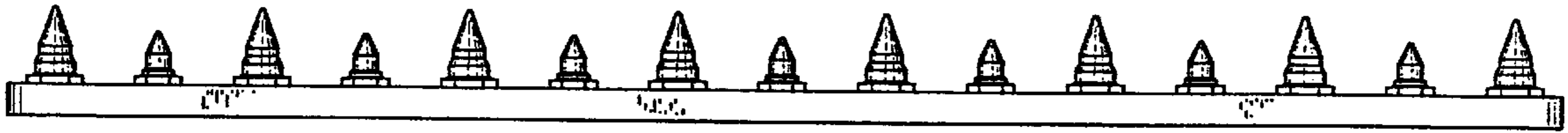


Fig.3




Fig.4



Fig. 5



Fig. 6




Fig. 7