



US00D464299S

(12) **United States Design Patent**  
**Ohm et al.**

(10) **Patent No.:** **US D464,299 S**

(45) **Date of Patent:** **\*\* Oct. 15, 2002**

- (54) **LICENSE PLATE FRAME**
- (75) Inventors: **Patrick L. Ohm**, Mesa, AZ (US);  
**Robert Hanson**, Scottsdale, AZ (US)
- (73) Assignee: **Bell Automotive Products, Inc.**,  
Scottsdale, AZ (US)
- (\*\*) Term: **14 Years**
- (21) Appl. No.: **29/160,703**
- (22) Filed: **May 15, 2002**
- (51) **LOC (7) Cl.** ..... **12-16**
- (52) **U.S. Cl.** ..... **D12/193**
- (58) **Field of Search** ..... D12/193; D6/300-303,  
D6/310-314; 40/200-203, 207-216

- D378,251 S 3/1997 Levin ..... D6/300
- D411,500 S \* 6/1999 Steinhagen ..... D12/193
- D440,194 S 4/2001 Hussaini et al. .... D12/193
- D440,928 S 4/2001 Hussaini et al. .... D12/193
- D442,130 S 5/2001 Hussaini et al. .... D12/193
- D453,491 S \* 2/2002 Schmitz ..... D12/193

\* cited by examiner

*Primary Examiner*—Stacia Cadmus

(74) *Attorney, Agent, or Firm*—Dick and Harris

(57) **CLAIM**

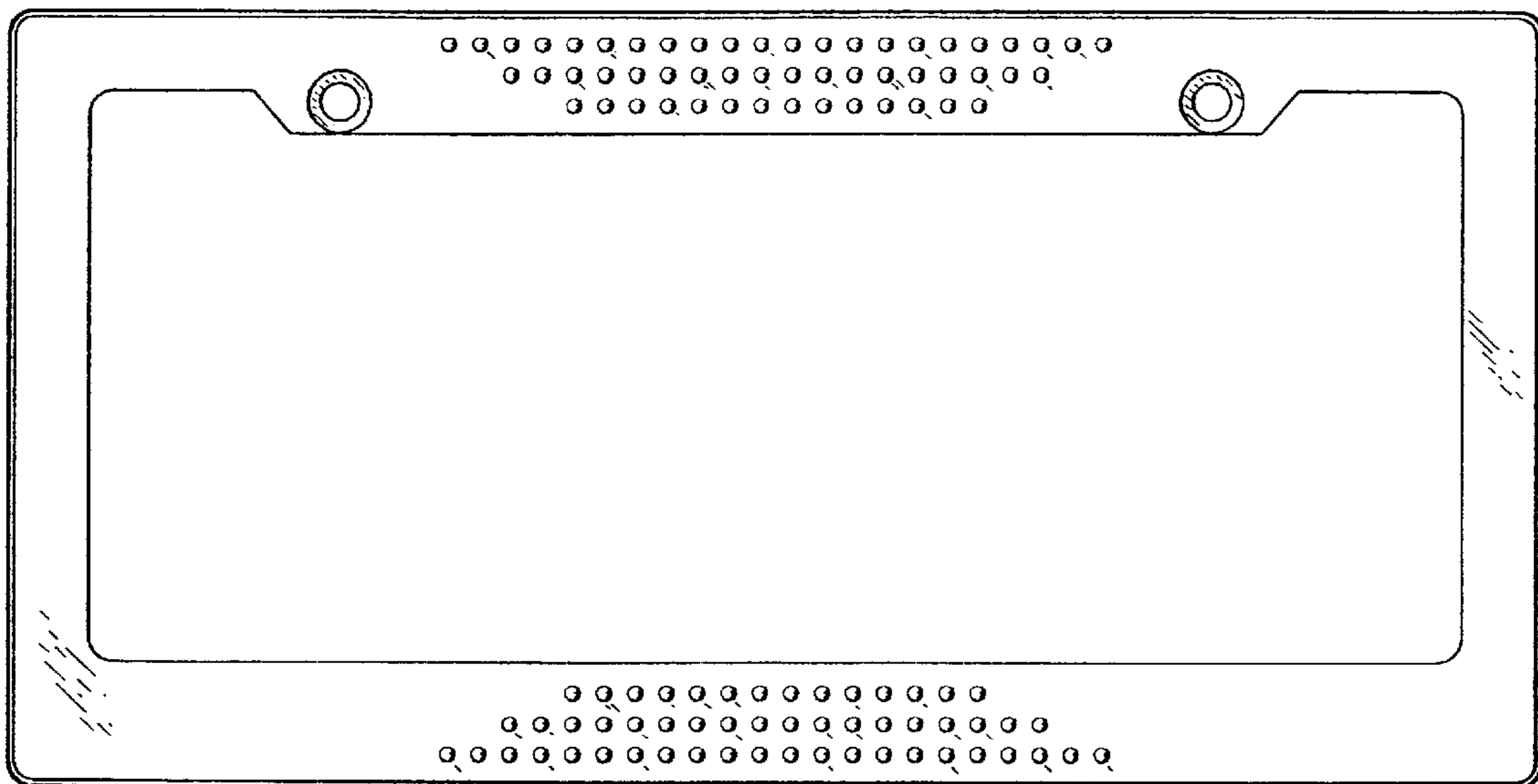
The ornamental design for a license plate frame, as shown.

**DESCRIPTION**

FIG. 1 is a perspective view of the new license plate frame ornamental design;  
 FIG. 2 is a front plan view;  
 FIG. 3 is a bottom elevational view;  
 FIG. 4 is a right side elevational view;  
 FIG. 5 is a top elevational view;  
 FIG. 6 is a left side elevational view; and,  
 FIG. 7 is a rear plan view.

**1 Claim, 2 Drawing Sheets**

- (56) **References Cited**
- U.S. PATENT DOCUMENTS**
- D346,578 S 5/1994 Corey ..... D12/193
- D377,638 S \* 1/1997 Kheyfets ..... D12/193
- D377,776 S \* 2/1997 Kheyfets ..... D12/193
- D377,927 S \* 2/1997 Kreidt ..... D12/193



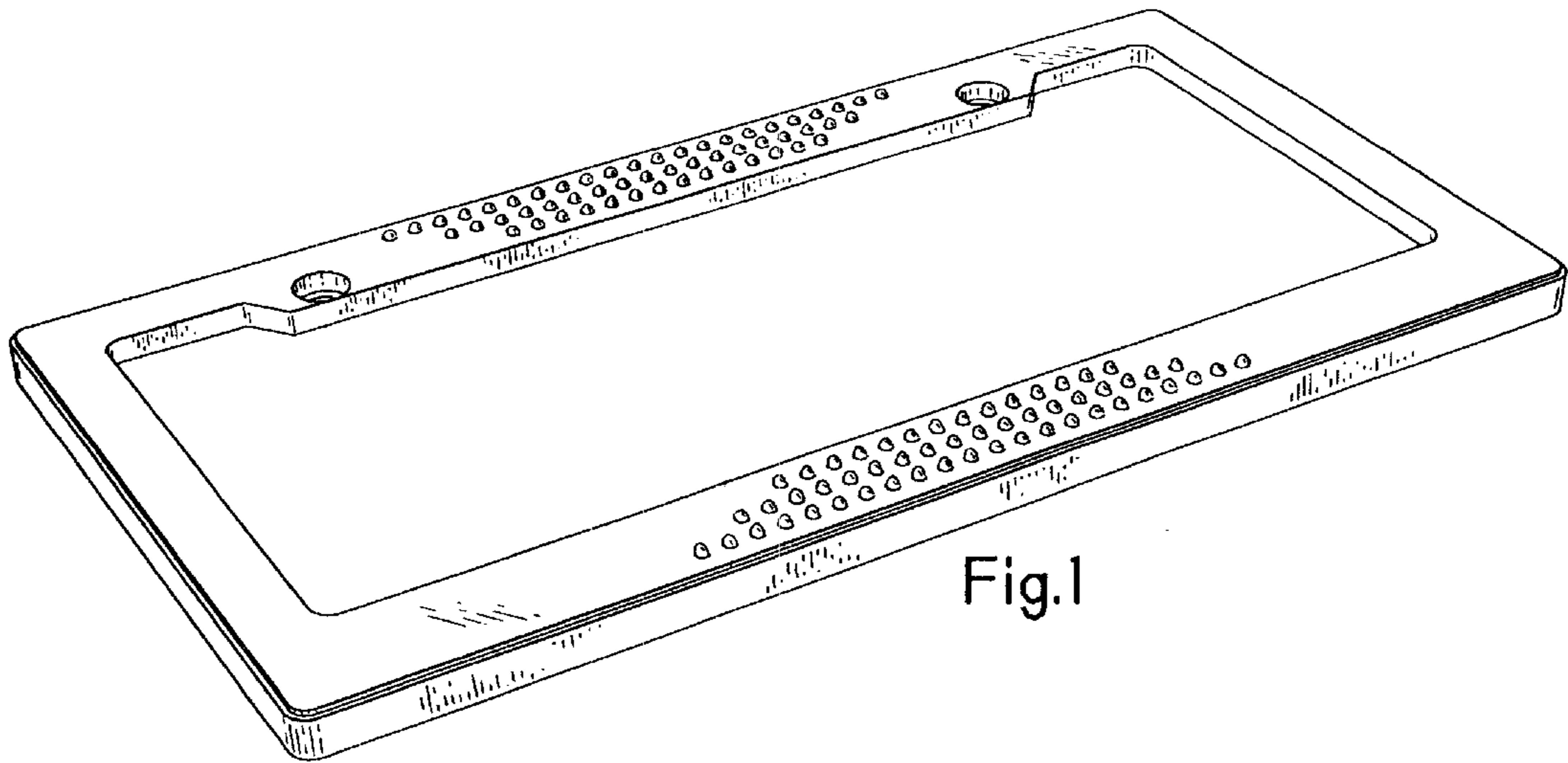


Fig.1

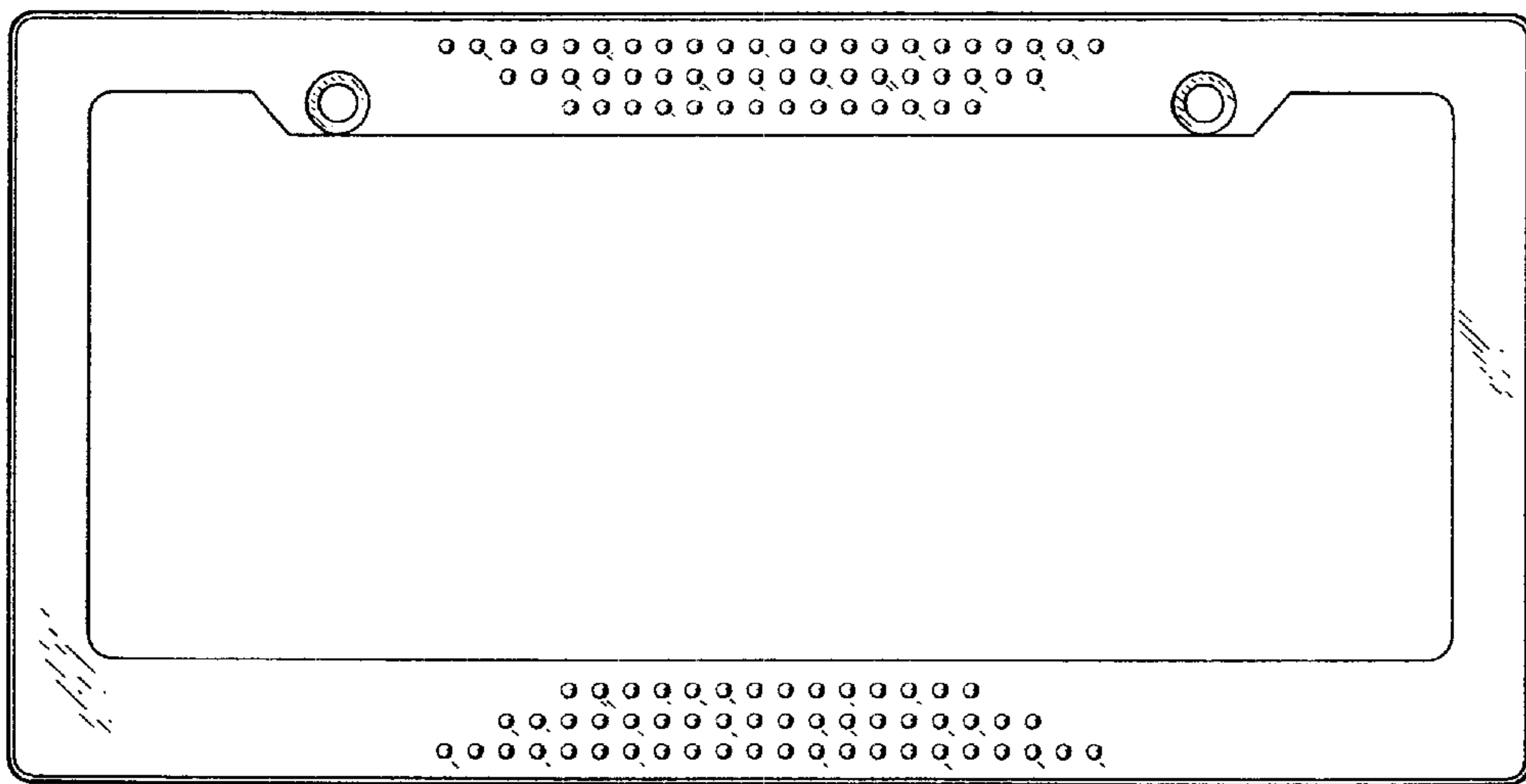


Fig.2




Fig.3

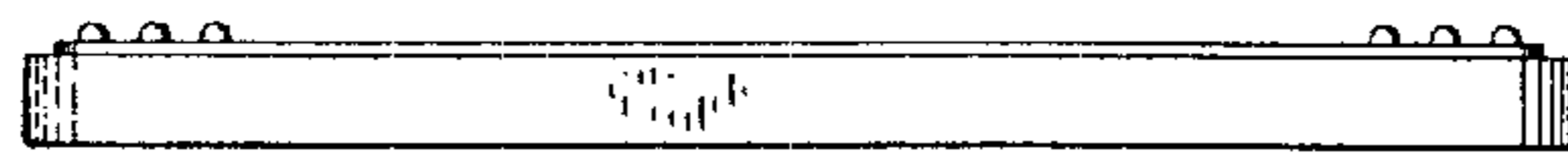


Fig.4

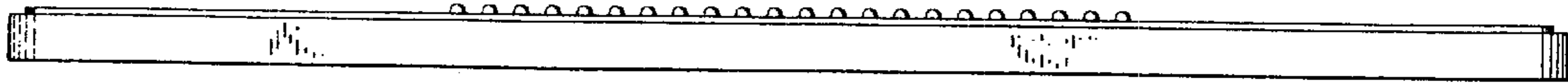


Fig. 5

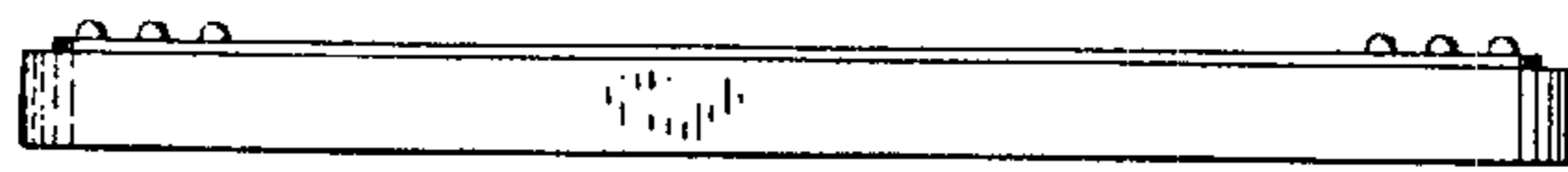


Fig. 6




Fig. 7