



US00D464292S

(12) **United States Design Patent**  
**Rondeau et al.**

(10) **Patent No.:** **US D464,292 S**

(45) **Date of Patent:** **\*\* Oct. 15, 2002**

(54) **ELEMENT OF AN ALL TERRAIN VEHICLE**

(75) Inventors: **Pierre Rondeau**, St-Denis-de-Brompton (CA); **Martin Aubé**, Sherbrooke (CA); **Martin Portelance**, Sherbrooke (CA)

(73) Assignee: **Bombardier Inc.**, Valcourt (CA)

(\*\*) Term: **14 Years**

(21) Appl. No.: **29/151,316**

(22) Filed: **Dec. 7, 2001**

**Related U.S. Application Data**

(62) Division of application No. 29/127,281, filed on Aug. 4, 2000.

(51) **LOC (7) Cl.** ..... **12-11**

(52) **U.S. Cl.** ..... **D12/107; D12/114**

(58) **Field of Search** ..... D12/107, 1, 3, D12/114; 180/225, 229, 233, 311, 312, 315

(56) **References Cited**

**U.S. PATENT DOCUMENTS**

D405,029 S 2/1999 Deutschman

D415,448 S 10/1999 Deutschman  
D424,982 S 5/2000 Deutschman  
D440,188 S \* 4/2001 Lin ..... D12/107  
D441,693 S \* 5/2001 Lessard ..... D12/107  
D445,363 S \* 7/2001 Luh ..... D12/107

\* cited by examiner

*Primary Examiner*—Melody N. Brown

(74) *Attorney, Agent, or Firm*—Pillsbury Winthrop LLP

(57) **CLAIM**

The ornamental design of an element of an all terrain vehicle, as shown and described.

**DESCRIPTION**

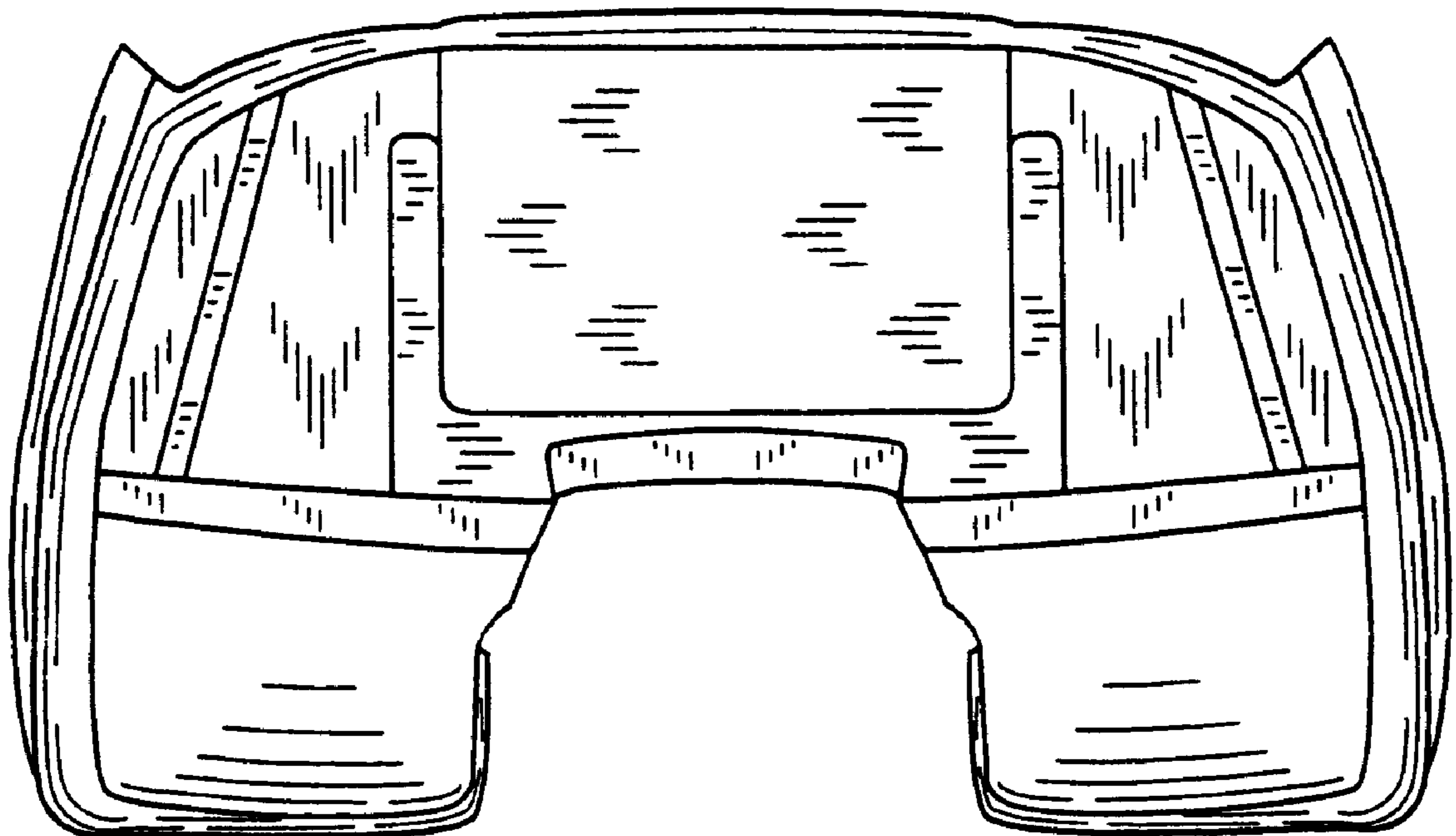
FIG. 1 is a top plan view of an element of an all terrain vehicle showing our new design;

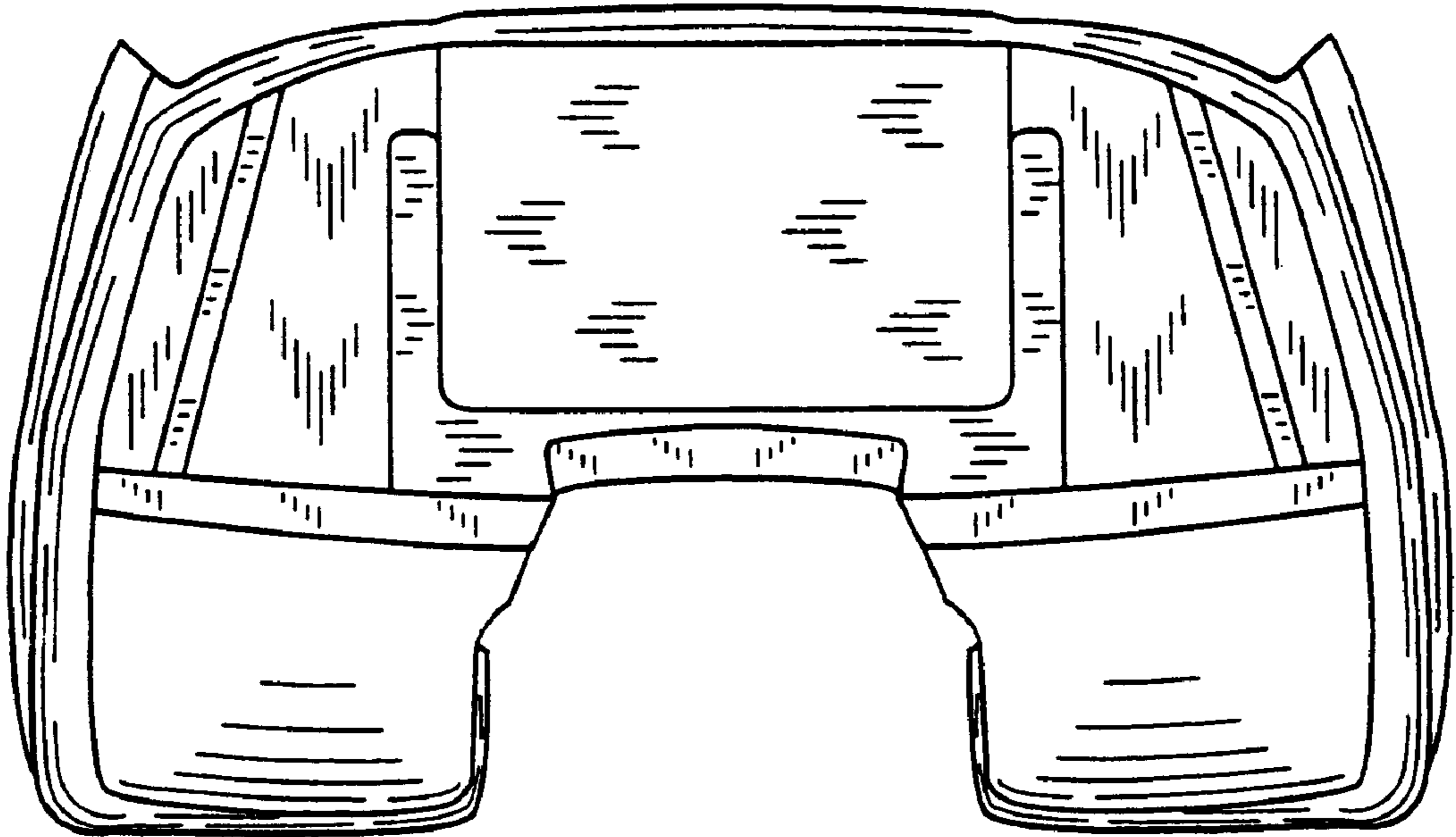
FIG. 2 is a left side view thereof, with the right side view being a mirror image thereof; and,

FIG. 3 is a front view thereof.


The rear view is omitted since it has no intended use.

**1 Claim, 2 Drawing Sheets**






**FIG. 1**



**FIG. 2**



***FIG. 3***