



US00D464263S

(12) **United States Design Patent**
White et al.

(10) **Patent No.:** **US D464,263 S**

(45) **Date of Patent:** **** Oct. 15, 2002**

(54) **BOTTLE CLOSURE**

D405,693 S * 2/1999 Bretz et al. D9/447

(75) Inventors: **Jeremy M. White**, Barrington, IL (US);
Terry E. Kubitz, Cary, IL (US); **Gary L. Berge**, Crystal Lake, IL (US)

* cited by examiner

Primary Examiner—Cathron Brooks
(74) *Attorney, Agent, or Firm*—Lars S. Johnson

(73) Assignee: **Stokely-Van Camp, Inc.**, Chicago, IL (US)

(57) **CLAIM**

(**) Term: **14 Years**

The ornamental design for a bottle closure, as shown and described.

(21) Appl. No.: **29/120,940**

DESCRIPTION

(22) Filed: **Mar. 27, 2000**

FIG. 1 is a perspective view of a bottle closure showing our new design;

(51) **LOC (7) Cl.** **09-07**

FIG. 2 is a front view of the bottle closure depicted in FIG. 1;

(52) **U.S. Cl.** **D9/447**

(58) **Field of Search** D9/435, 440, 442, D9/443, 447, 449, 450, 453; 222/153.14, 544, 548, 549, 552, 562

FIG. 3 is a side view of the bottle closure depicted in FIG. 1 representing a partial rotation of the bottle closure about its vertical center axis from the perspective view depicted in FIG. 1;

(56) **References Cited**

U.S. PATENT DOCUMENTS

- D178,609 S * 8/1956 Mansfield D9/447 X
- D337,943 S * 8/1993 Sirgo et al. D9/435
- 5,328,058 A * 7/1994 Leoncavallo et al. .. 222/153.14
- D385,491 S * 10/1997 Mueller et al. D9/443 X
- D402,889 S * 12/1998 Rutter D9/447

FIG. 4 is a top view of the bottle closure depicted in FIG. 1; and,

FIG. 5 is a bottom view of the bottle closure depicted in FIG. 1. The broken lines shown in FIG. 5 are for illustrative purposes only and form no part of the claimed design.

1 Claim, 1 Drawing Sheet

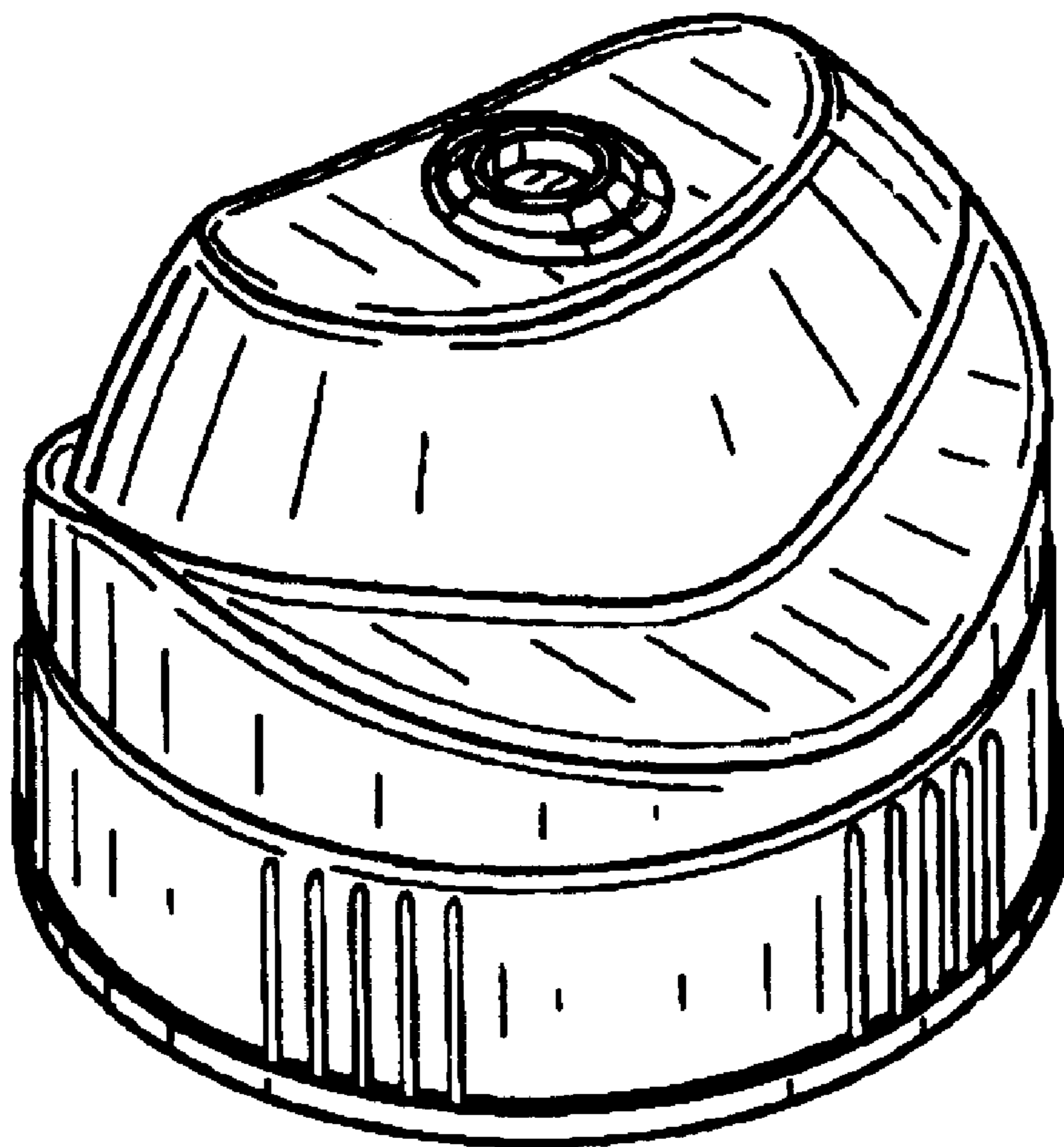


FIG. 1


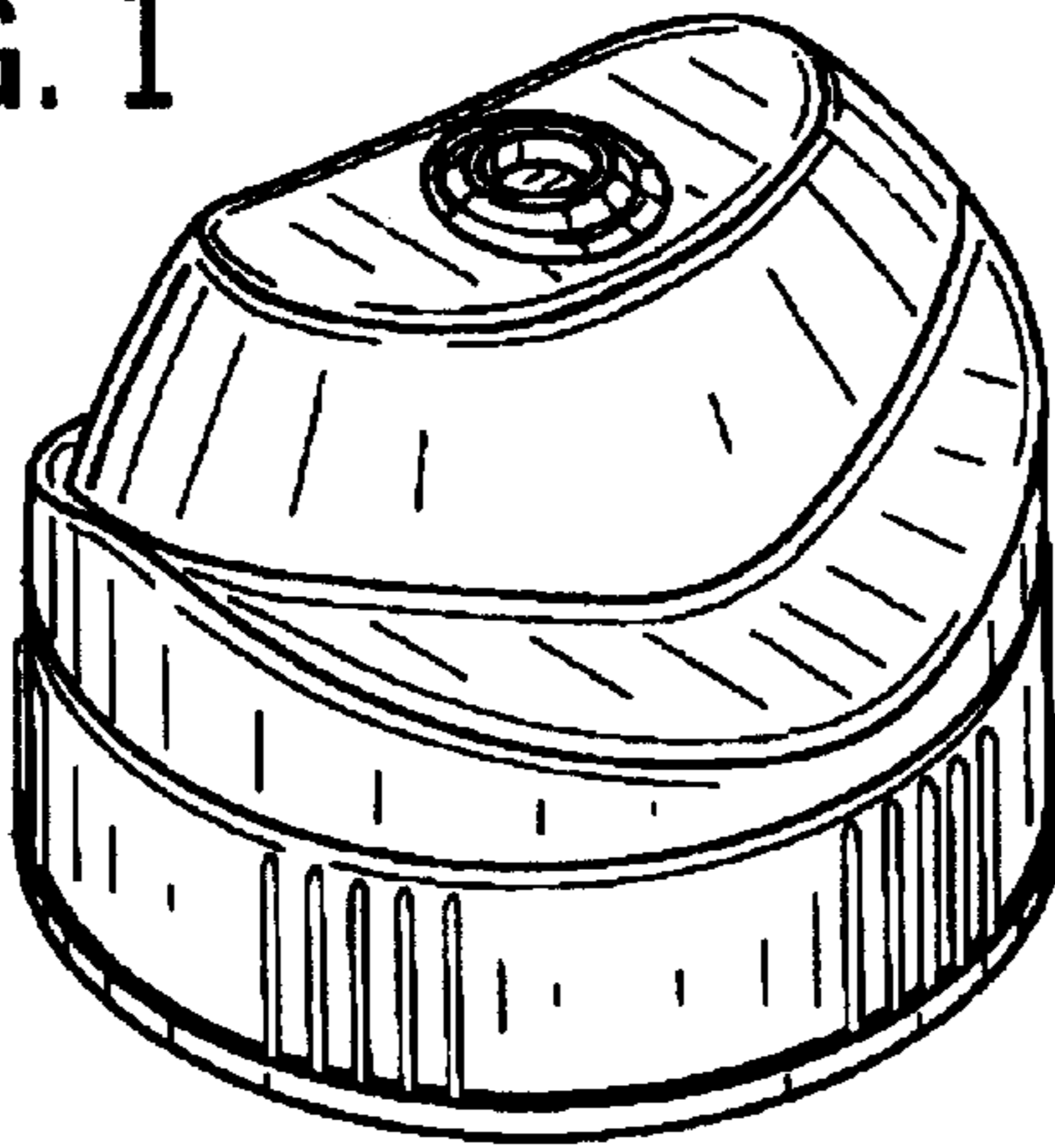


FIG. 2




FIG. 3

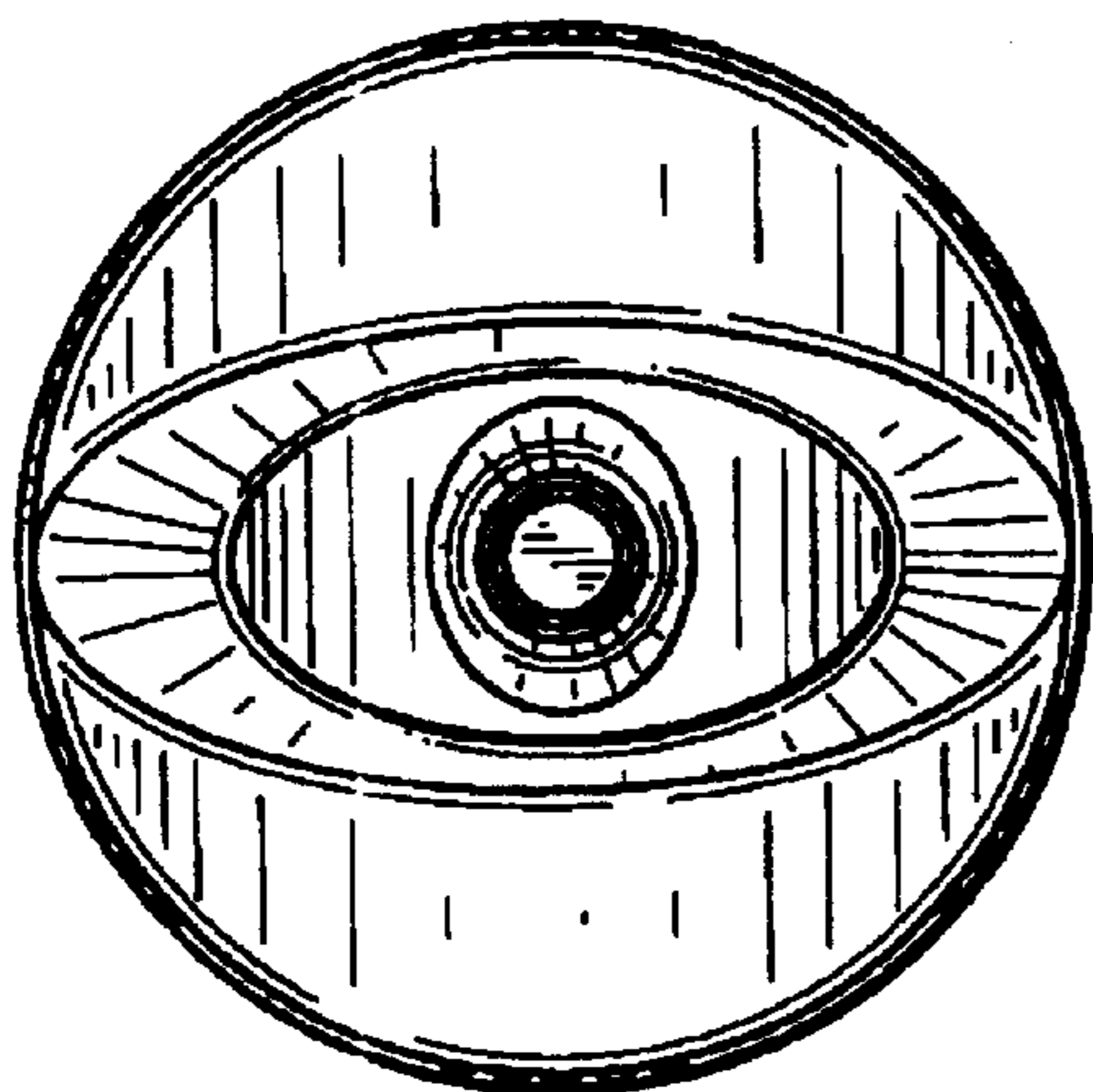


FIG. 4

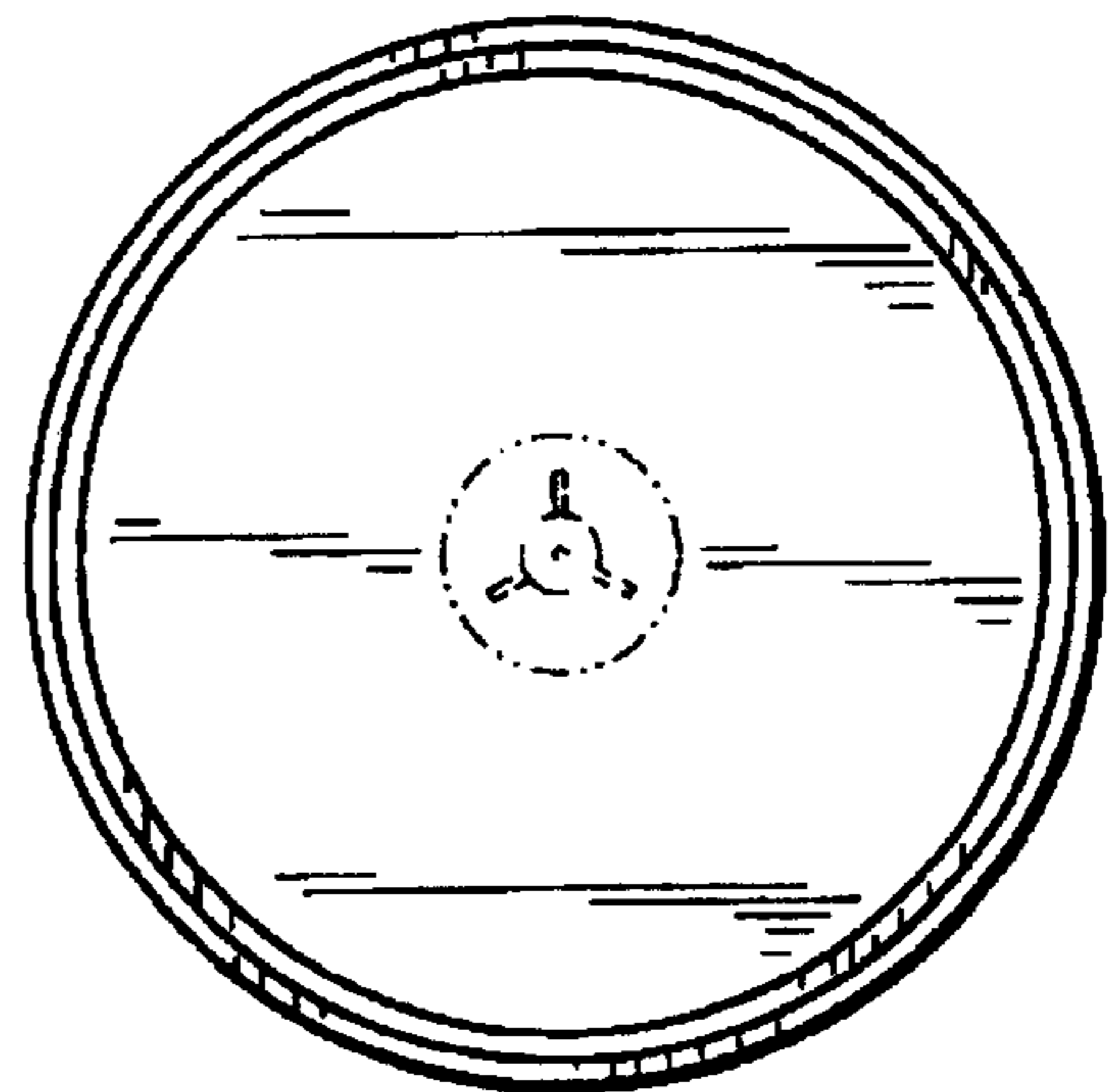


FIG. 5