



US00D464252S

(12) **United States Design Patent**
Jones

(10) **Patent No.:** **US D464,252 S**

(45) **Date of Patent:** **** Oct. 15, 2002**

(54) **DUAL SHOWER CURTAIN ROD HOLDER**

(76) **Inventor:** **Marie A Jones**, 238 Riverview Ave.,
Dundalk, MD (US) 21222

(**) **Term:** **14 Years**

(21) **Appl. No.:** **29/155,807**

(22) **Filed:** **Feb. 19, 2002**

(51) **LOC (7) Cl.** **08-05**

(52) **U.S. Cl.** **D8/363**

(58) **Field of Search** D6/512, 524, 539,
D6/546, 549, 550; D8/349, 354, 355, 356,
363, 364, 373, 380, 382, 394, 395, 396,
365; 211/119.009, 119.011, 123; 248/214,
253, 254, 262, 263

(56) **References Cited**

U.S. PATENT DOCUMENTS

284,143 A * 8/1883 Nugent 248/262
D25,272 S * 3/1896 Smith D8/363
1,972,282 A * 9/1934 Wittstein D6/549

D369,931 S * 5/1996 Shames et al. D6/549
D397,568 S * 9/1998 Jonas D8/373
6,135,403 A * 10/2000 Goldstein 248/253

* cited by examiner

Primary Examiner—Doris V. Coles
Assistant Examiner—Elizabeth A. Albert


(57) **CLAIM**

The ornamental design for a dual shower curtain rod holder,
as shown and described.

DESCRIPTION

FIG. 1 is a front elevational view of the dual shower curtain
rod holder showing my new design;
FIG. 2 is a rear elevational view thereof;
FIG. 3 is a left side elevational view thereof;
FIG. 4 is a right side elevational view thereof;
FIG. 5 is a top plan view thereof;
FIG. 6 is a bottom plan thereof; and,
FIG. 7 is a top front exploded perspective view of the dual
shower curtain rod holder.

1 Claim, 2 Drawing Sheets



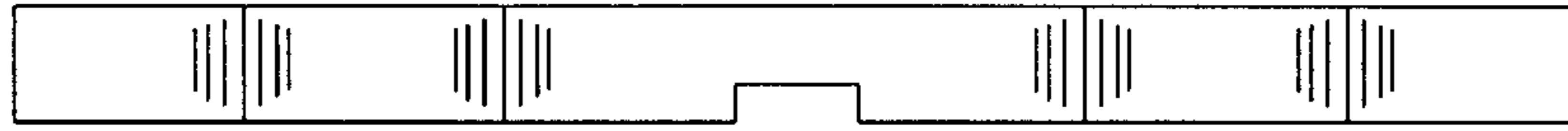


Fig. 5



Fig. 4

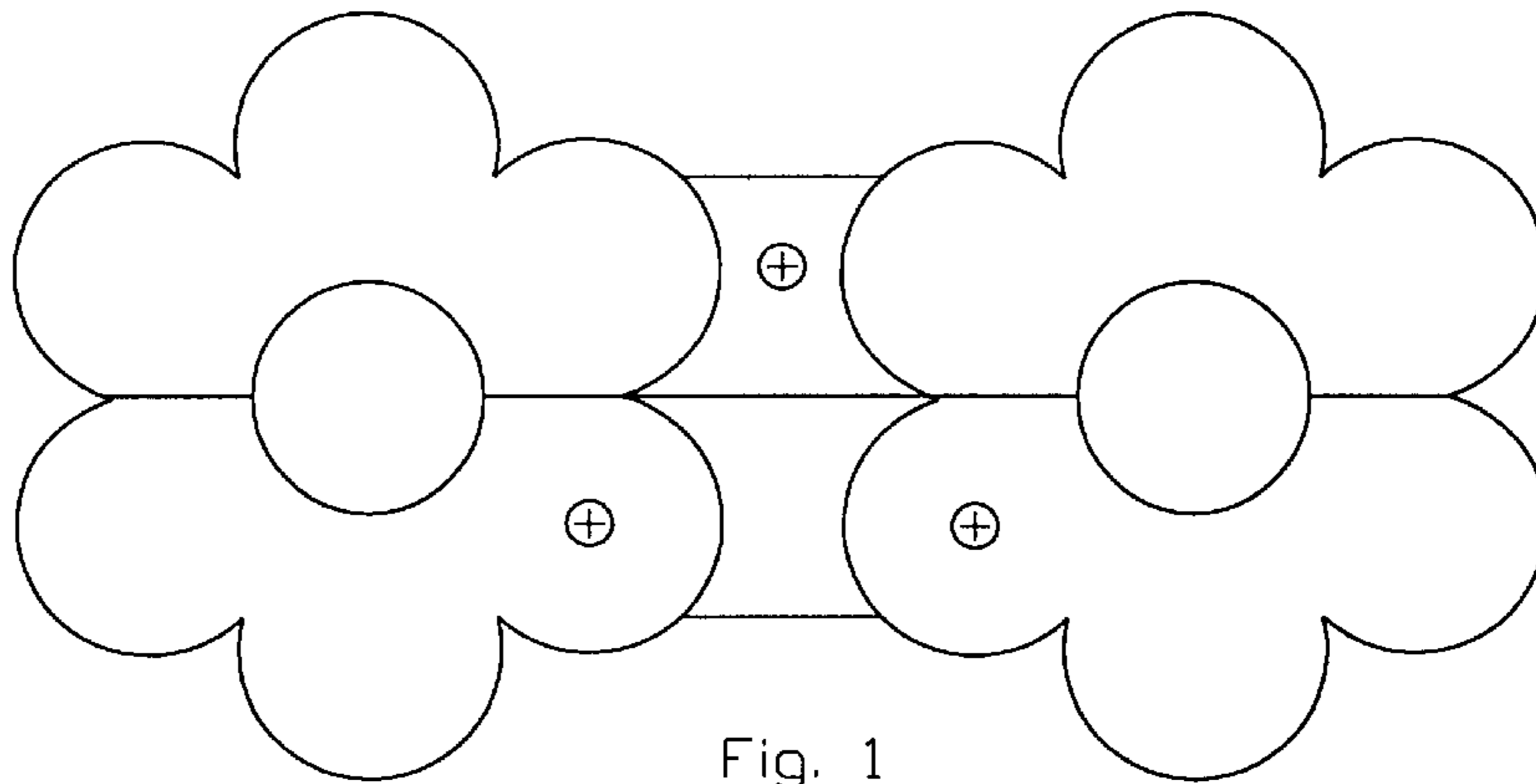


Fig. 1



Fig. 3

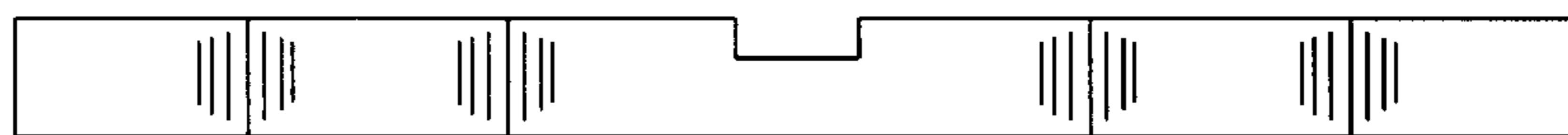


Fig. 6

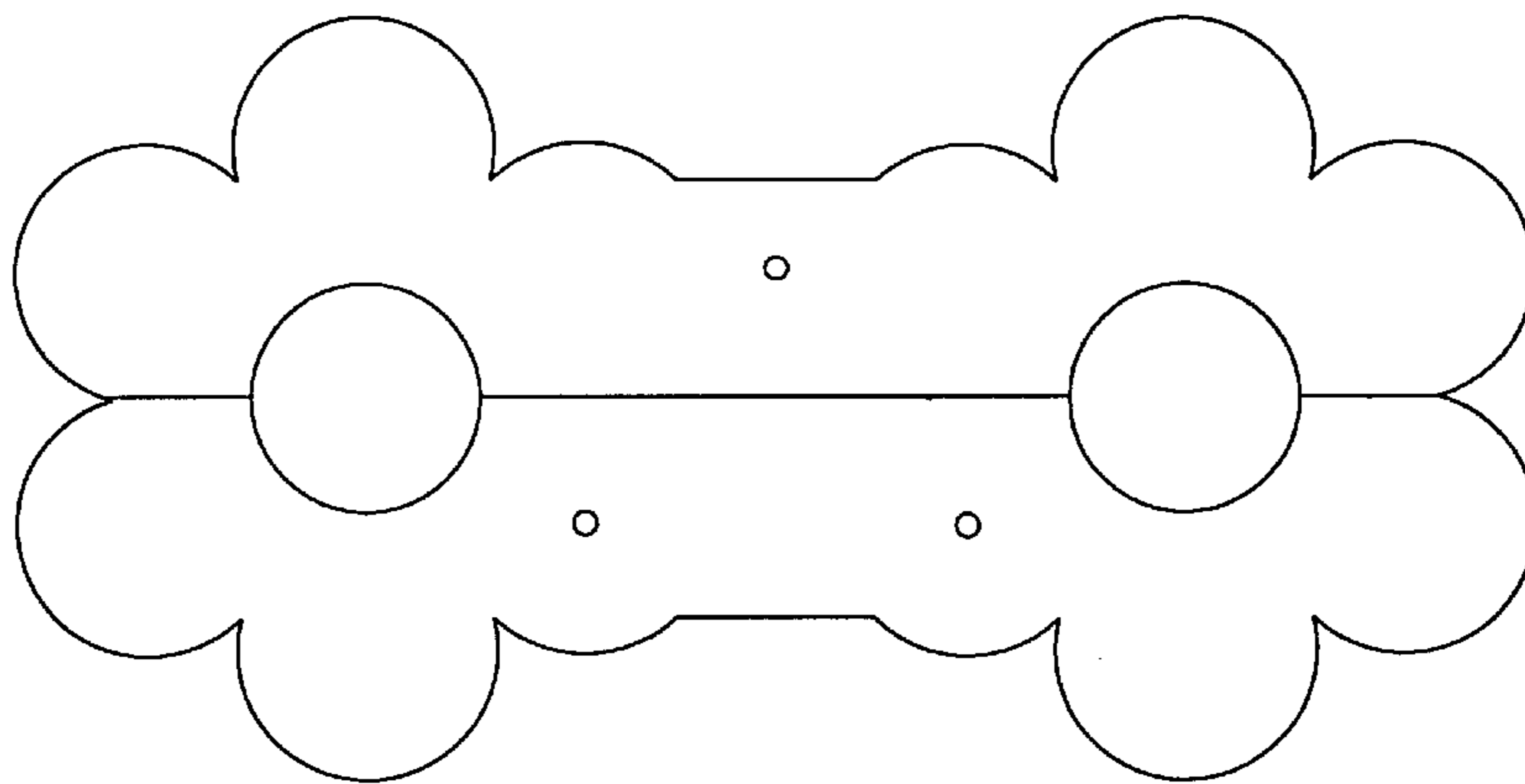


Fig. 2

Fig. 7

