



US00D464246S

(12) **United States Design Patent**
Sloan

(10) **Patent No.:** **US D464,246 S**

(45) **Date of Patent:** **** Oct. 15, 2002**

(54) **KNIFE HANDLE**

D447,925 S * 9/2001 Osborne D8/99

(75) Inventor: **Shane Sloan**, New Castle, TX (US)

* cited by examiner

(73) Assignee: **Master Cutlery, Inc.**, Secaucus, NJ (US)

Primary Examiner—Philip S. Hyder
(74) *Attorney, Agent, or Firm*—Finnegan, Henderson, Farabow, Garrett & Dunner, LLP

(**) Term: **14 Years**

(57) **CLAIM**

(21) Appl. No.: **29/151,556**

The ornamental design for a knife handle, as shown and described.

(22) Filed: **Dec. 10, 2001**

(51) **LOC (7) Cl.** **08-03**

(52) **U.S. Cl.** **D8/99**

(58) **Field of Search** D8/98, 99, 100, D8/105, 107; 30/151, 152, 153, 154, 155, 156, 157, 158, 159, 160, 161, 162

DESCRIPTION

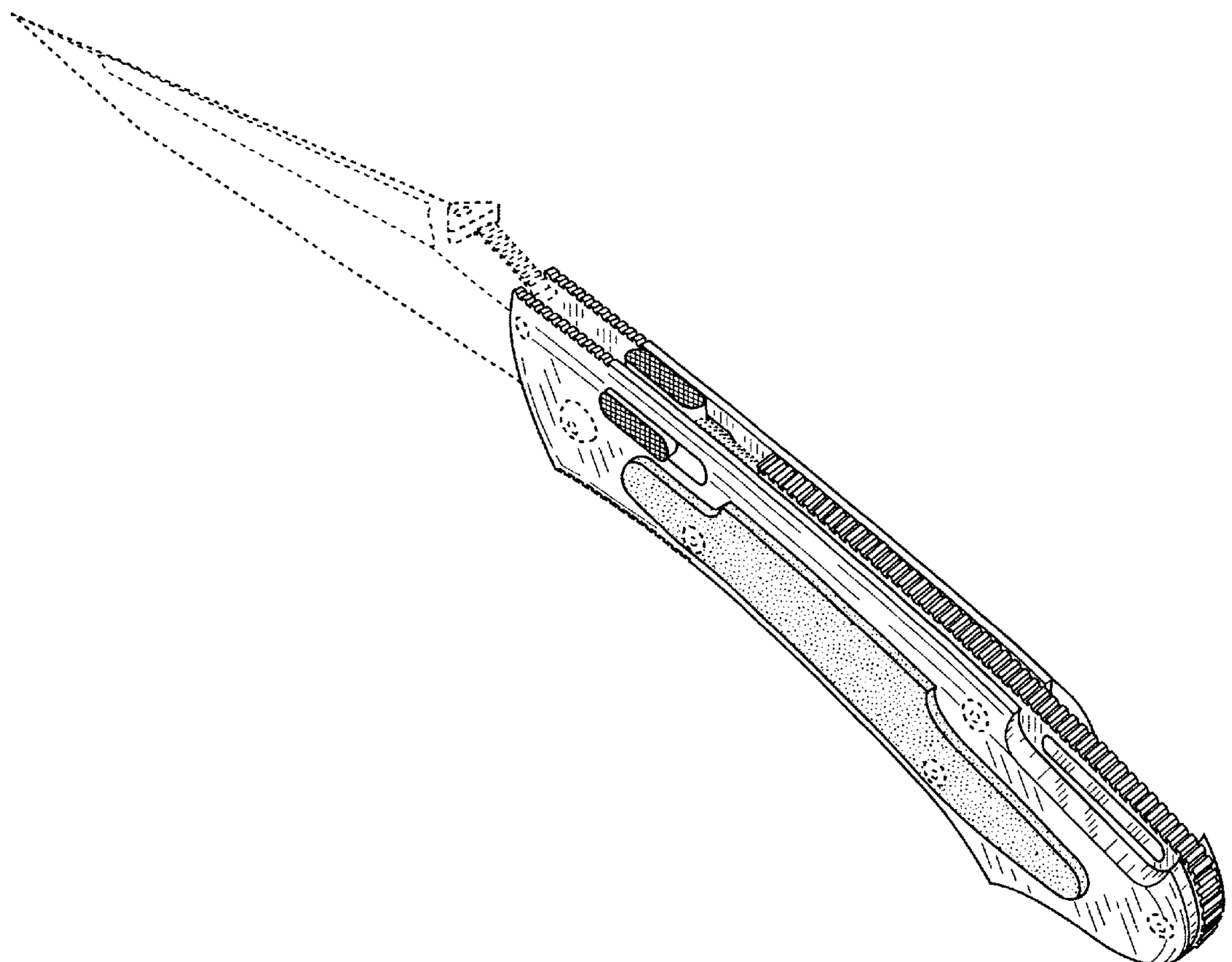
(56) **References Cited**

U.S. PATENT DOCUMENTS

5,060,379	A	*	10/1991	Neely	30/155
D392,538	S	*	3/1998	Buck et al.	D8/99
D392,539	S	*	3/1998	Balolia	D8/99
D407,291	S	*	3/1999	Knoop	D8/99
D407,961	S	*	4/1999	Balolia	D8/99
D410,186	S	*	5/1999	Balolia	D8/99
D410,187	S	*	5/1999	Balolia	D8/99
D412,275	S	*	7/1999	Collins	D8/99
D431,991	S	*	10/2000	Elishewitz	D8/99

FIG. 1 is a left-side perspective view of the knife handle, the knife blade forming no part of the claimed design;
FIG. 2 is a left-side view of the knife handle, the knife blade forming no part of the claimed design;
FIG. 3 is a right-side view of the knife handle, the knife blade forming no part of the claimed design;
FIG. 4 is a top view of the knife handle, the knife blade forming no part of the claimed design;
FIG. 5 is a bottom view of the knife handle, the knife blade forming no part of the claimed design;
FIG. 6 is a rear view of the knife handle, the knife blade forming no part of the claimed design; and,
FIG. 7 is a front view of the knife handle, the knife blade forming no part of the claimed design.

1 Claim, 4 Drawing Sheets



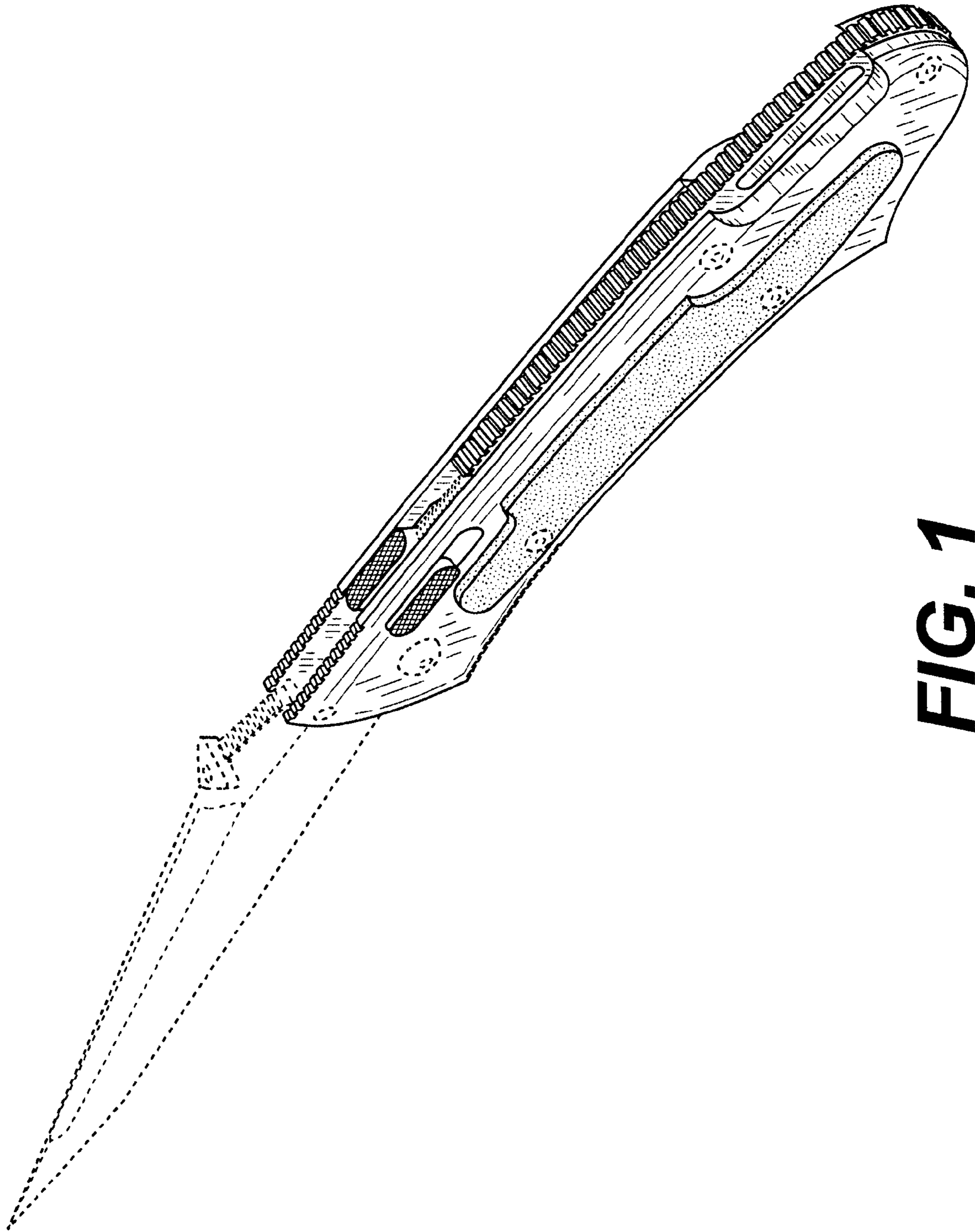


FIG. 1

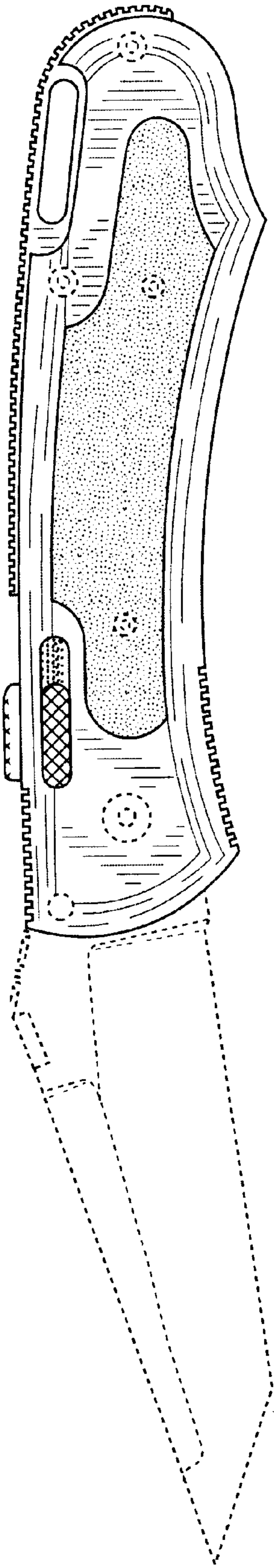


FIG. 2

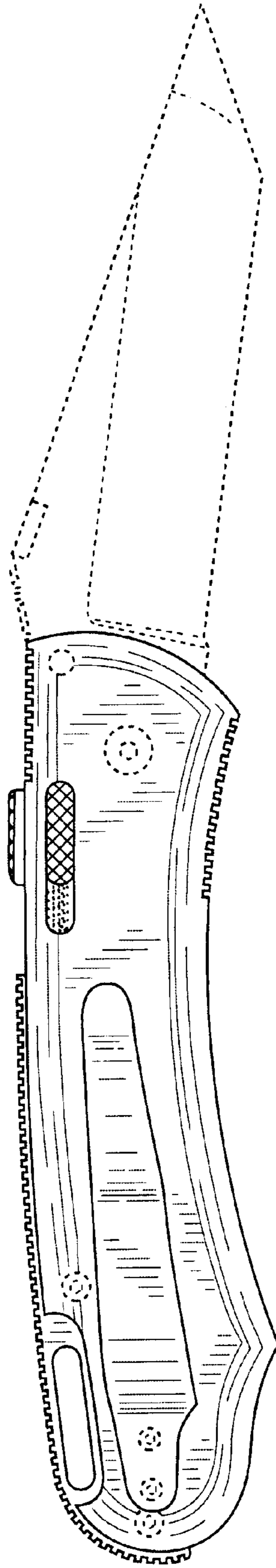


FIG. 3

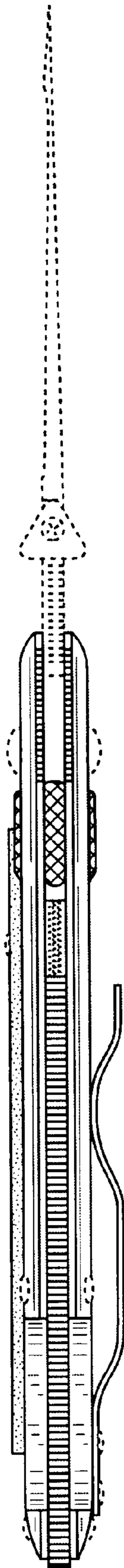


FIG. 4

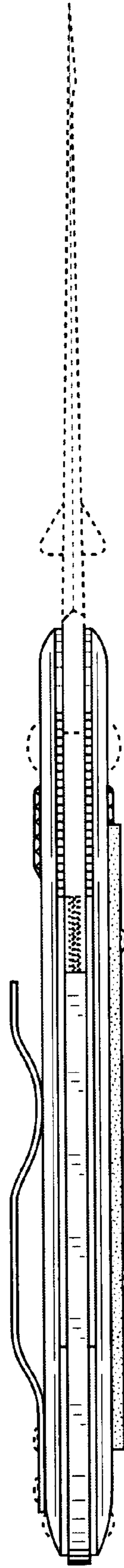


FIG. 5



FIG. 6

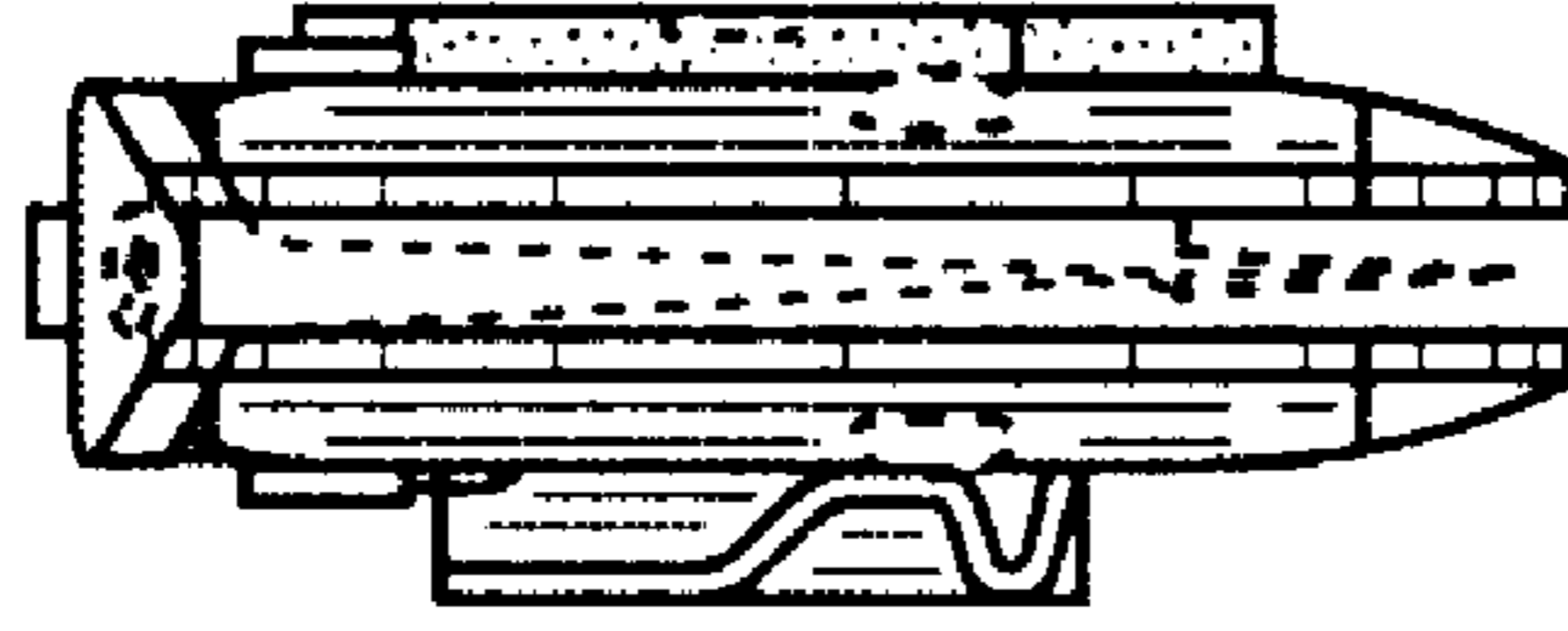


FIG. 7