



US00D464221S

(12) **United States Design Patent**
Rieck

(10) **Patent No.:** **US D464,221 S**

(45) **Date of Patent:** **** Oct. 15, 2002**

(54) **DISPENSING MACHINE**

D436,773 S * 1/2001 DaAmbrosio et al. D6/515

(76) Inventor: **Roman Rieck**, Gaswerk-gasse 3, 3500, Krems (AT)

* cited by examiner

(**) Term: **14 Years**

Primary Examiner—Brian N. Vinson
(74) *Attorney, Agent, or Firm*—Henry M. Feiereisen; Ursula B. Day

(21) Appl. No.: **29/148,827**

(57) **CLAIM**

(22) Filed: **Sep. 27, 2001**

The ornamental design for a dispensing machine, as shown and described.

(30) **Foreign Application Priority Data**

Mar. 29, 2001 (AT) 1244/2001

DESCRIPTION

(51) **LOC (7) Cl.** **20-02**

(52) **U.S. Cl.** **D6/515**

(58) **Field of Search** D6/515, 512, 517; 221/45, 282-283; 222/173, 180, 181.1


FIG. 1 is a front elevational view of a dispensing machine, showing my new design;
FIG. 2 is a right side elevational view of the dispensing machine with the left side being a mirror image thereof,
FIG. 3 is back elevational view thereof;
FIG. 4 is a top plan view thereof,
FIG. 5 is a bottom plan view thereof; and,
FIG. 6 is a perspective view thereof.

(56) **References Cited**

U.S. PATENT DOCUMENTS

D362,037 S * 9/1995 Kaye et al. D6/515 X
D395,972 S * 7/1998 Levy D6/515

1 Claim, 2 Drawing Sheets






Fig. 1




Fig. 2

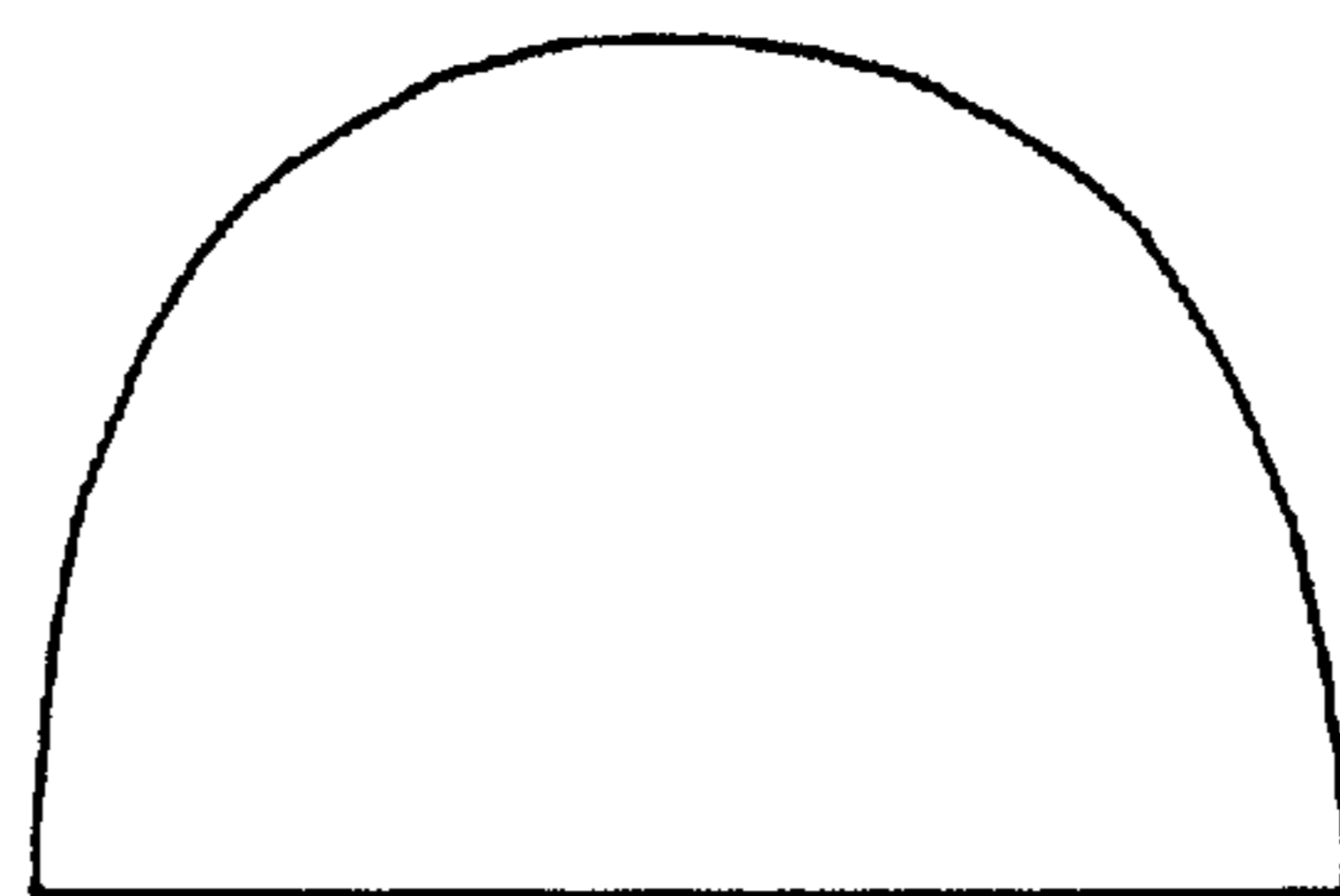


Fig. 4




Fig. 3




Fig. 6

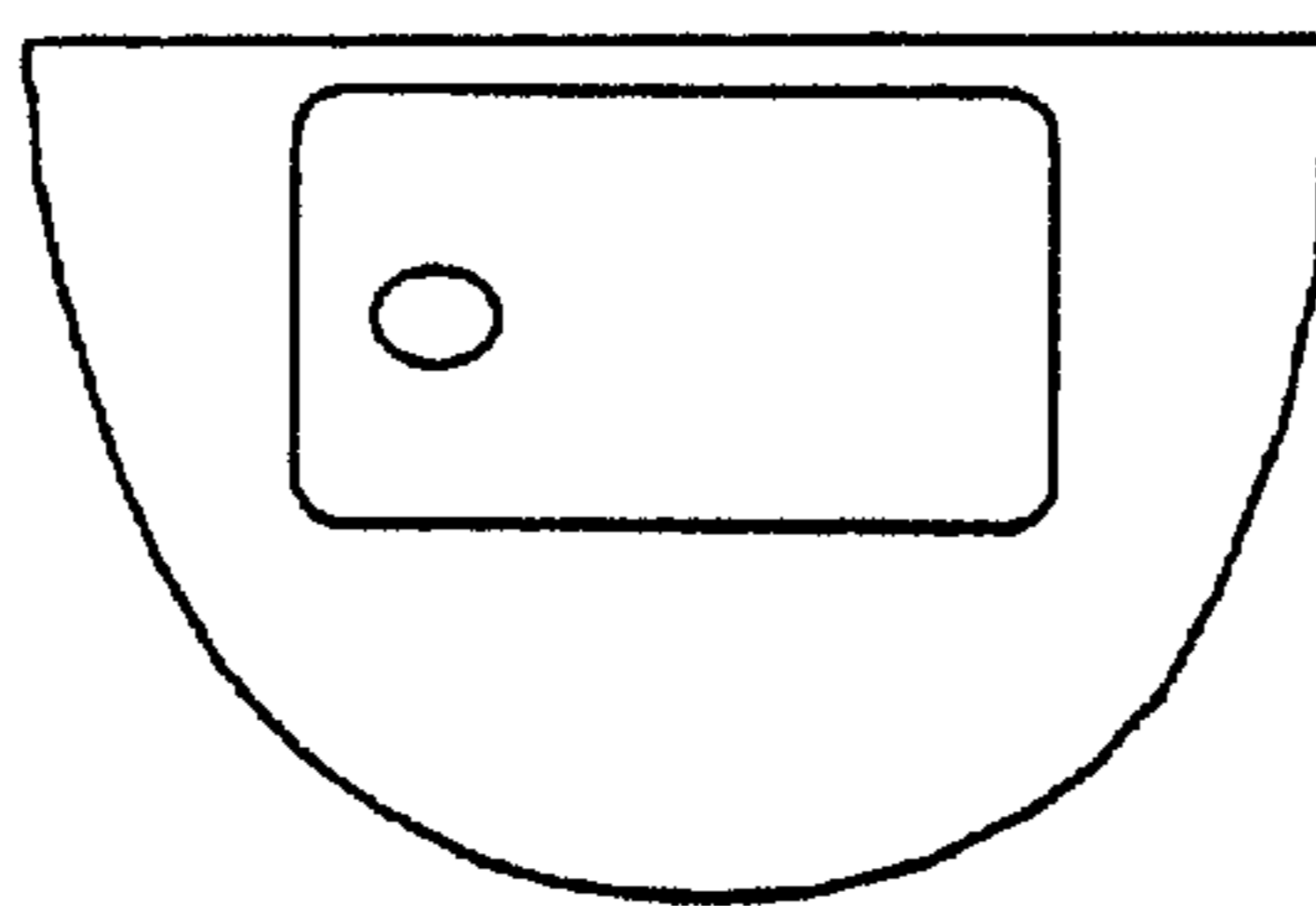


Fig. 5