



US00D464218S

(12) **United States Design Patent**
Clarke et al.

(10) **Patent No.:** **US D464,218 S**

(45) **Date of Patent:** **** Oct. 15, 2002**

(54) **DISPLAY CASE FOR COLLECTIBLES**

D430,981 S * 9/2000 Walls, Jr. D6/470
D450,440 S 11/2001 Clarke et al. D3/6

(76) Inventors: **Christine M. Clarke**, 924 "F" St.,
Fairbury, NE (US) 68352; **Walter J.**
Vosicka, 924 "F" St., Fairbury, NE
(US) 68352

* cited by examiner

(**) Term: **14 Years**

Primary Examiner—Cathron C. Brooks
(74) *Attorney, Agent, or Firm*—Thomte, Mazour &
Niebergall; Shane M. Niebergall

(21) Appl. No.: **29/155,847**

(22) Filed: **Feb. 15, 2002**

(51) **LOC (7) Cl.** **06-04**

(52) **U.S. Cl.** **D6/472**

(58) **Field of Search** D6/470, 471, 422,
D6/449; 312/114, 117, 118, 138.1, 204,
234; 206/423, 407, 446

(57) **CLAIM**

The ornamental design for a display case for collectibles, as shown and described.

(56) **References Cited**

DESCRIPTION

U.S. PATENT DOCUMENTS

D179,424 S	*	12/1956	Oleiniczak	D6/472
D249,311 S	*	9/1978	Coulthurst	D6/472 X
D283,690 S	*	5/1986	McColum	D19/97 X
D330,818 S	*	11/1992	Brandt	D6/472
D335,595 S	*	5/1993	Bowen	D6/472
D351,518 S	*	10/1994	Burgess	D6/470
D362,022 S	*	9/1995	Larson	D6/472 X
D370,372 S	*	6/1996	Kraft	D6/470
D391,100 S	*	2/1998	Hawkersmith	D6/472
D426,087 S	*	6/2000	Walls, Jr.	D6/470

FIG. 1 is a side perspective view of the display case for collectibles of this invention;

FIG. 2 is a top plan view of the display case for collectibles of FIG. 1;

FIG. 3 is a side elevation view of the display case for collectibles of FIG. 1;

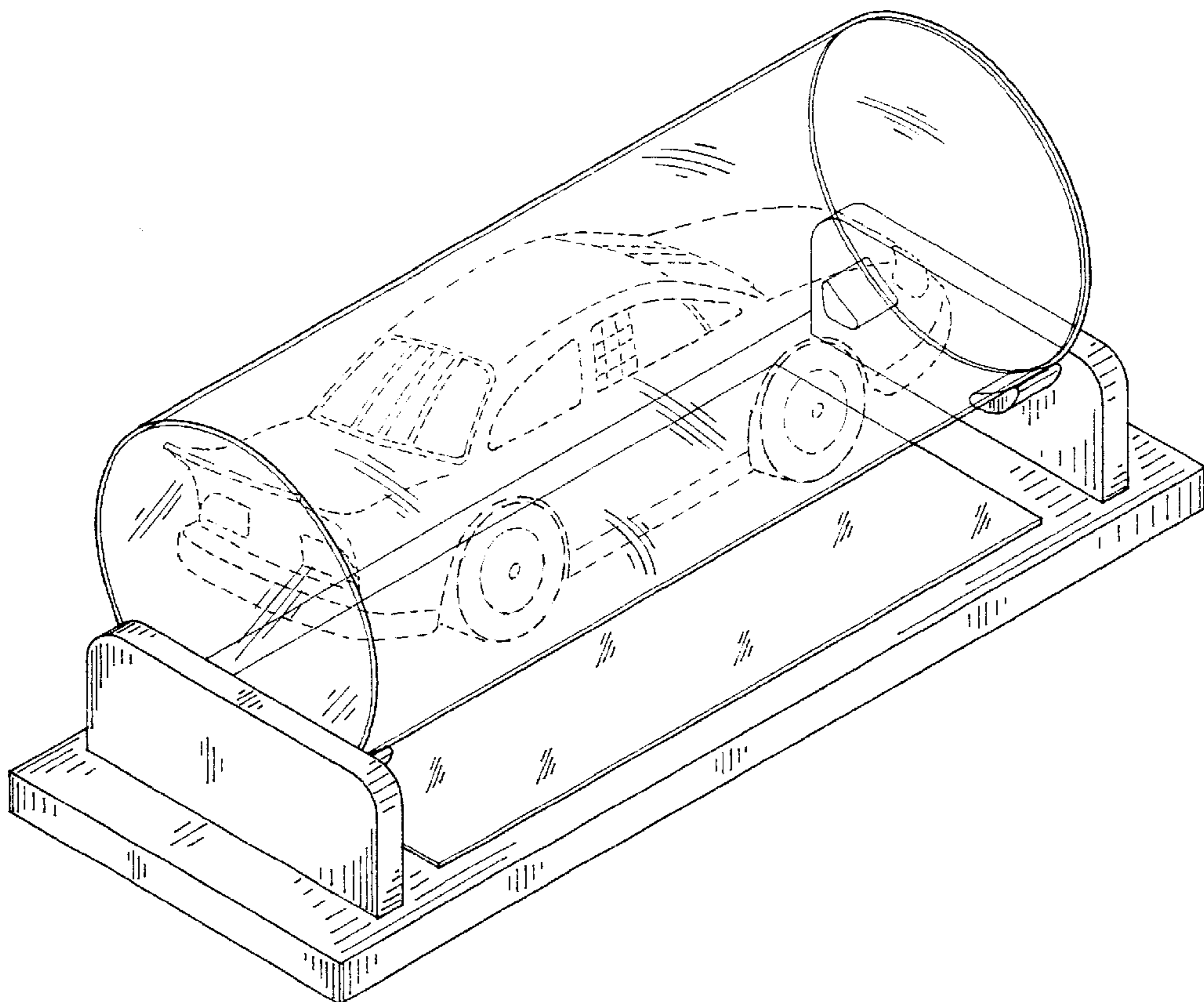
FIG. 4 is a rear elevation view of the display case for collectibles of FIG. 1;

FIG. 5 is a front elevation view of the display case for collectibles of FIG. 1; and,

FIG. 6 is a bottom plan view of the display case for collectibles of FIG. 1.

The broken line disclosure is for illustrative purposes only and forms no part of the claimed design.

1 Claim, 2 Drawing Sheets



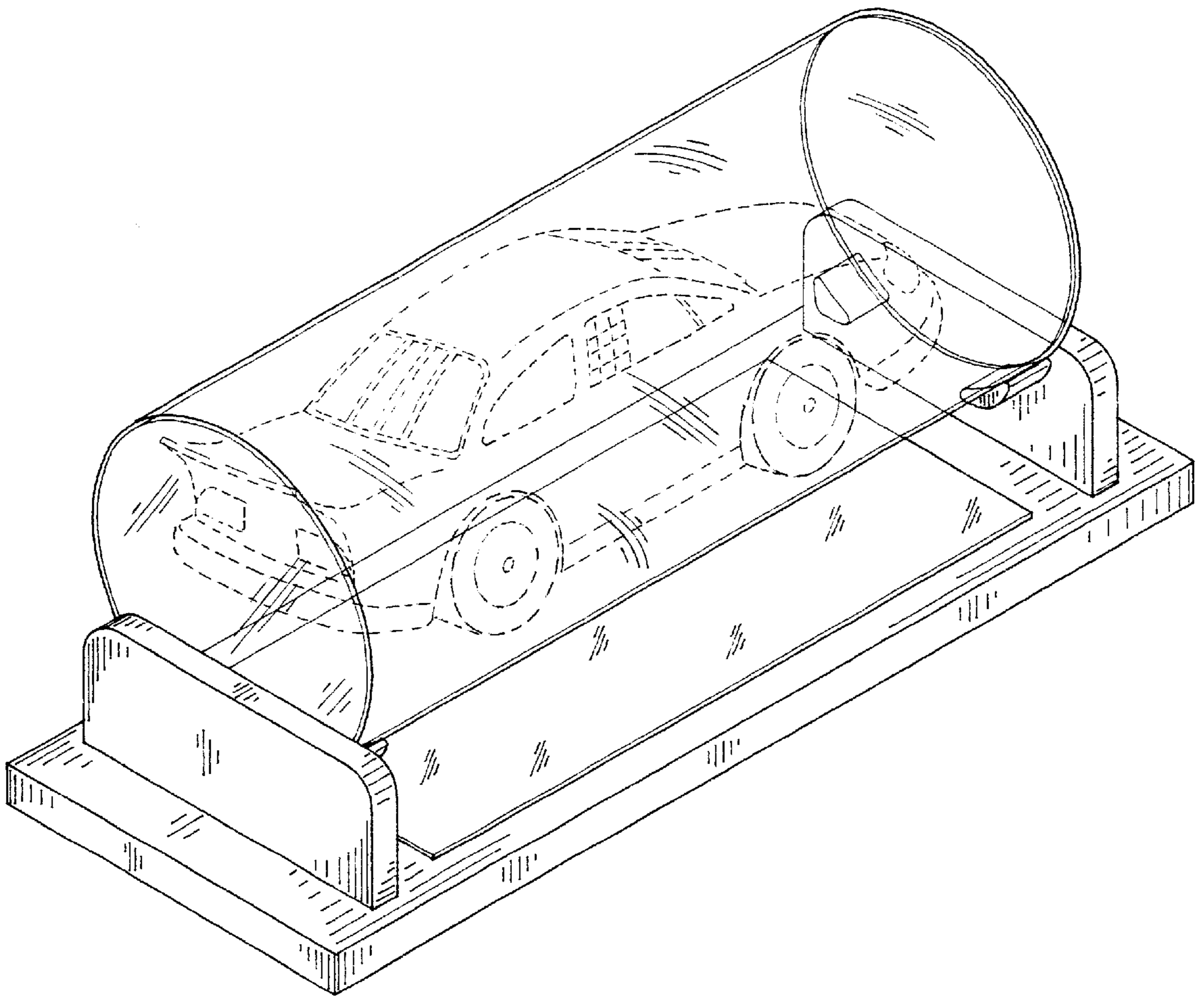


FIG. 1

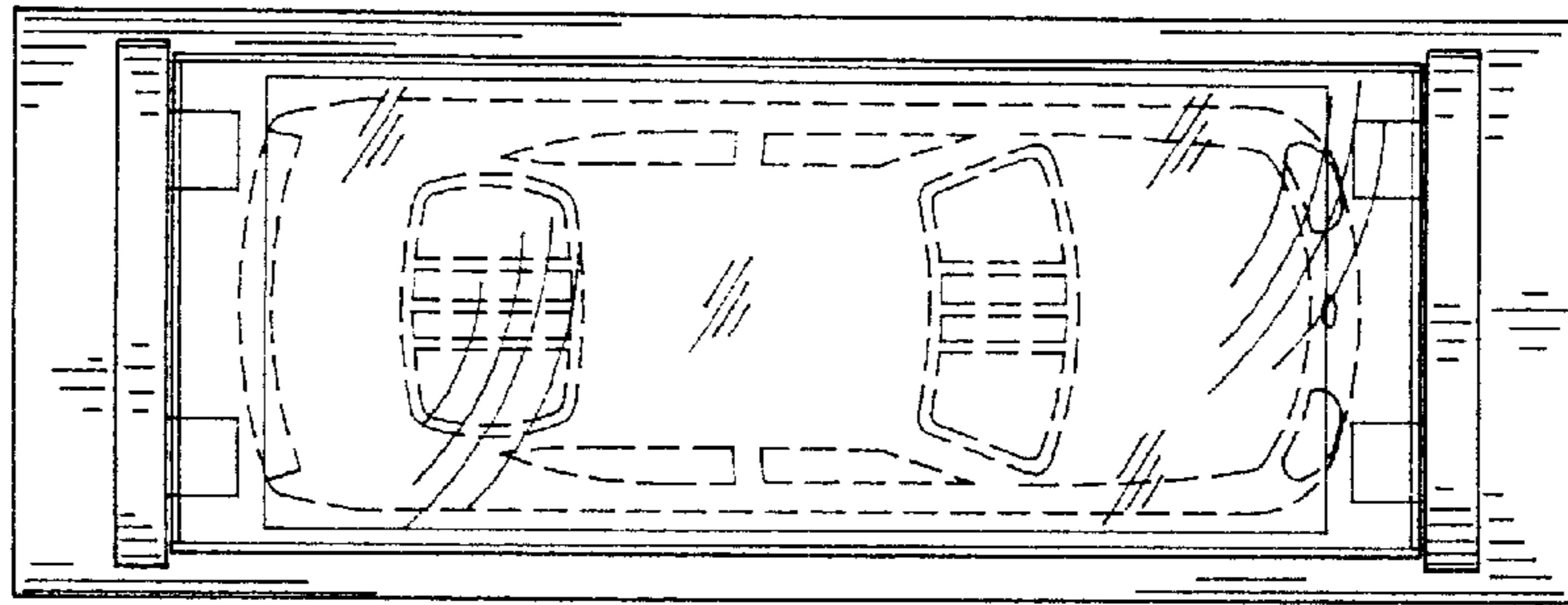


FIG. 2

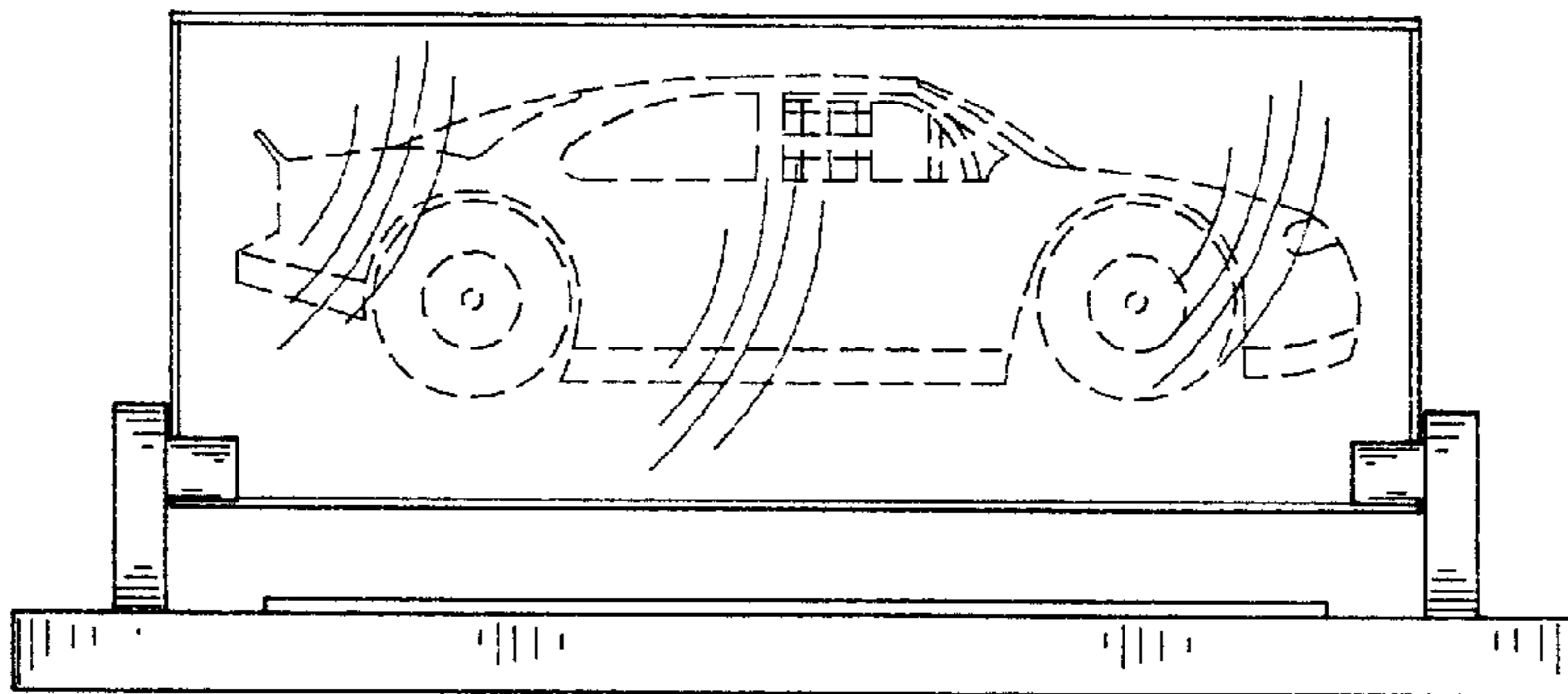


FIG. 3

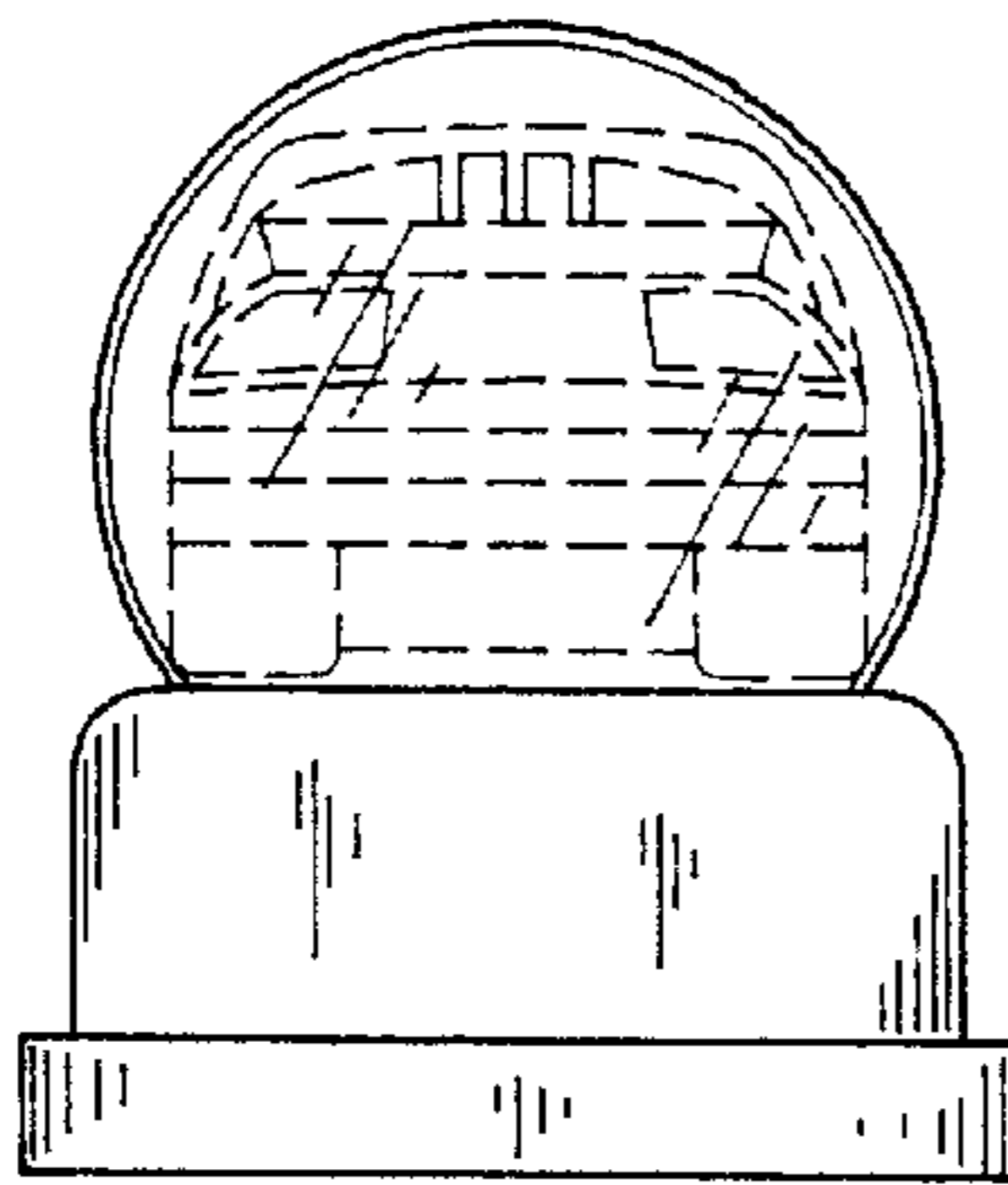


FIG. 4

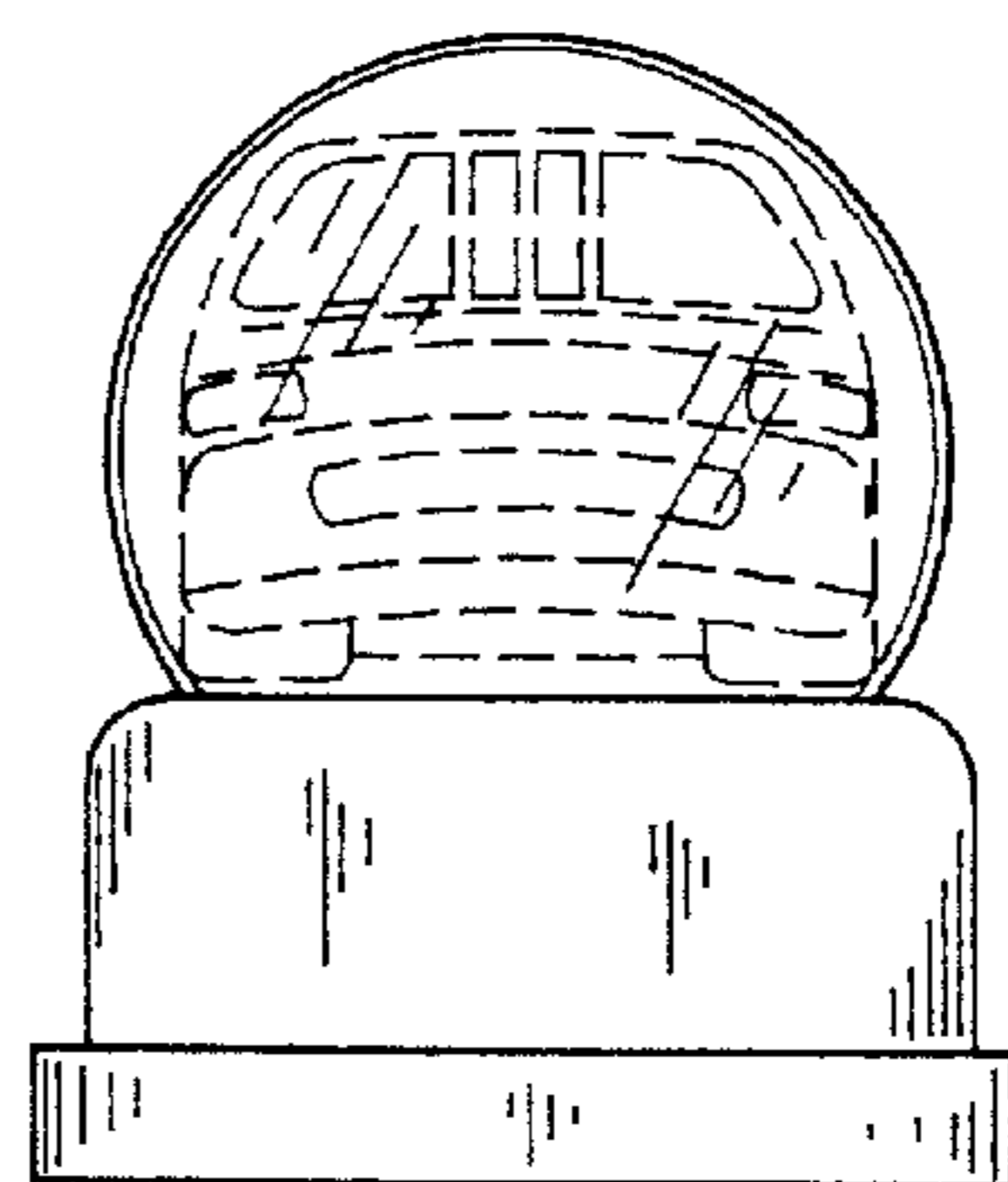


FIG. 5




FIG. 6