



US00D464202S

(12) **United States Design Patent**
Young

(10) **Patent No.:** **US D464,202 S**

(45) **Date of Patent:** **** Oct. 15, 2002**

(54) **COMPOSITE FABRIC PANEL FOR A DISPOSABLE ARTICLE**

(75) **Inventor:** **Terrill Alan Young**, Cincinnati, OH (US)

(73) **Assignee:** **The Procter & Gamble Company**, Cincinnati, OH (US)

(**) **Term:** **14 Years**

(21) **Appl. No.:** **29/129,941**

(22) **Filed:** **Sep. 25, 2000**

(51) **LOC (7) Cl.** **05-06**

(52) **U.S. Cl.** **D5/58**

(58) **Field of Search** D5/1, 2, 6, 11, D5/16, 20, 24, 25, 26, 27, 28, 32, 35, 37, 38, 39, 45, 47, 49, 50, 52, 53, 54, 55, 56, 57, 58, 59, 60, 61, 62, 63, 66, 99; D2/749, 883, 889, 980, 984, 994; D6/613, 595, 603, 608, 596, 604, 606, 616, 617; D24/124, 125; D25/142; 428/154, 156, 171, 187, 199, 542.6, 904.4, 542.2, 198, 17; 5/413 AM, 709; D7/396.4, 396.5; D9/310; 162/134, 231, 140; 156/209

(56) **References Cited**

U.S. PATENT DOCUMENTS

D88,208 S	*	11/1932	Katzman	D5/62
D90,514 S	*	8/1933	Susi	D5/59
D125,799 S	*	3/1941	Kivelson	D5/57
3,025,199 A		3/1962	Harwood		
3,746,607 A		7/1973	Harmon et al.		
3,953,638 A	*	4/1976	Kemp	156/209
D350,197 S	*	8/1994	Huffman	D24/124

5,658,642 A	*	8/1997	Strongwater	428/198
5,900,305 A	*	5/1999	Chapman	428/198
5,964,743 A		10/1999	Abuto et al.		
D419,780 S	*	2/2000	Funk et al.	D5/53
6,027,485 A		2/2000	Matsushita et al.		
D422,150 S	*	4/2000	Enderby	D5/58
6,129,972 A	*	10/2000	McNeil et al.	428/154

FOREIGN PATENT DOCUMENTS

EP	0 812 584 A2	12/1997
EP	0 958 802 A2	11/1999

* cited by examiner

Primary Examiner—Doris V. Coles

Assistant Examiner—T. Chase Nelson

(74) *Attorney, Agent, or Firm*—Jay A. Krebs; Ken K. Patel

(57) **CLAIM**

The ornamental design for a composite fabric panel for a disposable article, as shown and described.

DESCRIPTION

FIG. 1 is an isometric view of a composite fabric panel embodying our new design.

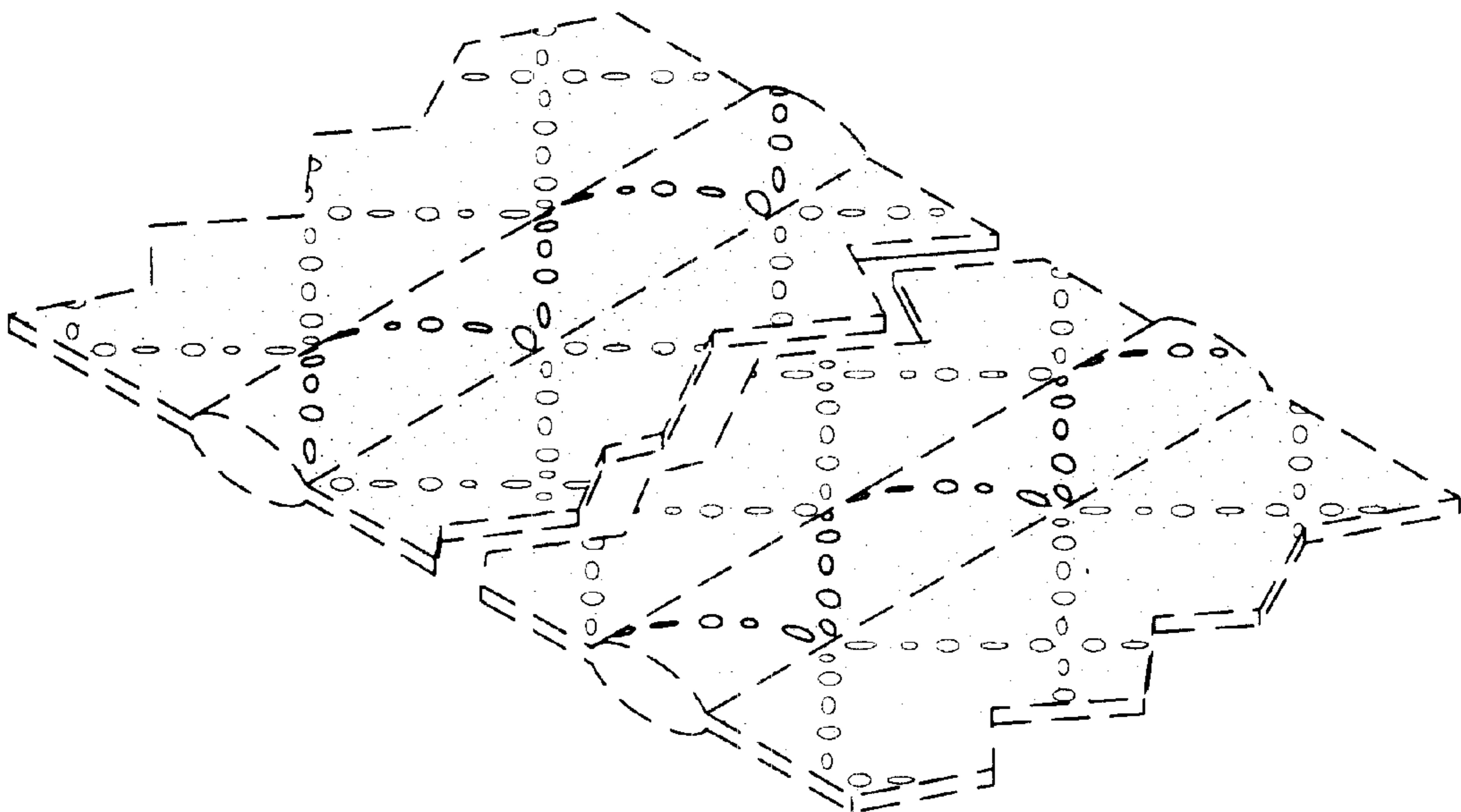
FIG. 2 is a top plan view the composite fabric panel shown in FIG. 1, the opposite, bottom side being a mirror image thereof.

FIG. 3 is a side view of a right longitudinal edge of the composite fabric panel shown in FIG. 1, the opposite left edge being a mirror image thereof.

FIG. 4 is a side view of a front transverse edge of the composite fabric panel shown in FIG. 1, the opposite back edge being a mirror image thereof.

The broken lines shown in FIGS. 1–4 are for illustrative purposes only and forms no Part of the claimed design.

1 Claim, 1 Drawing Sheet



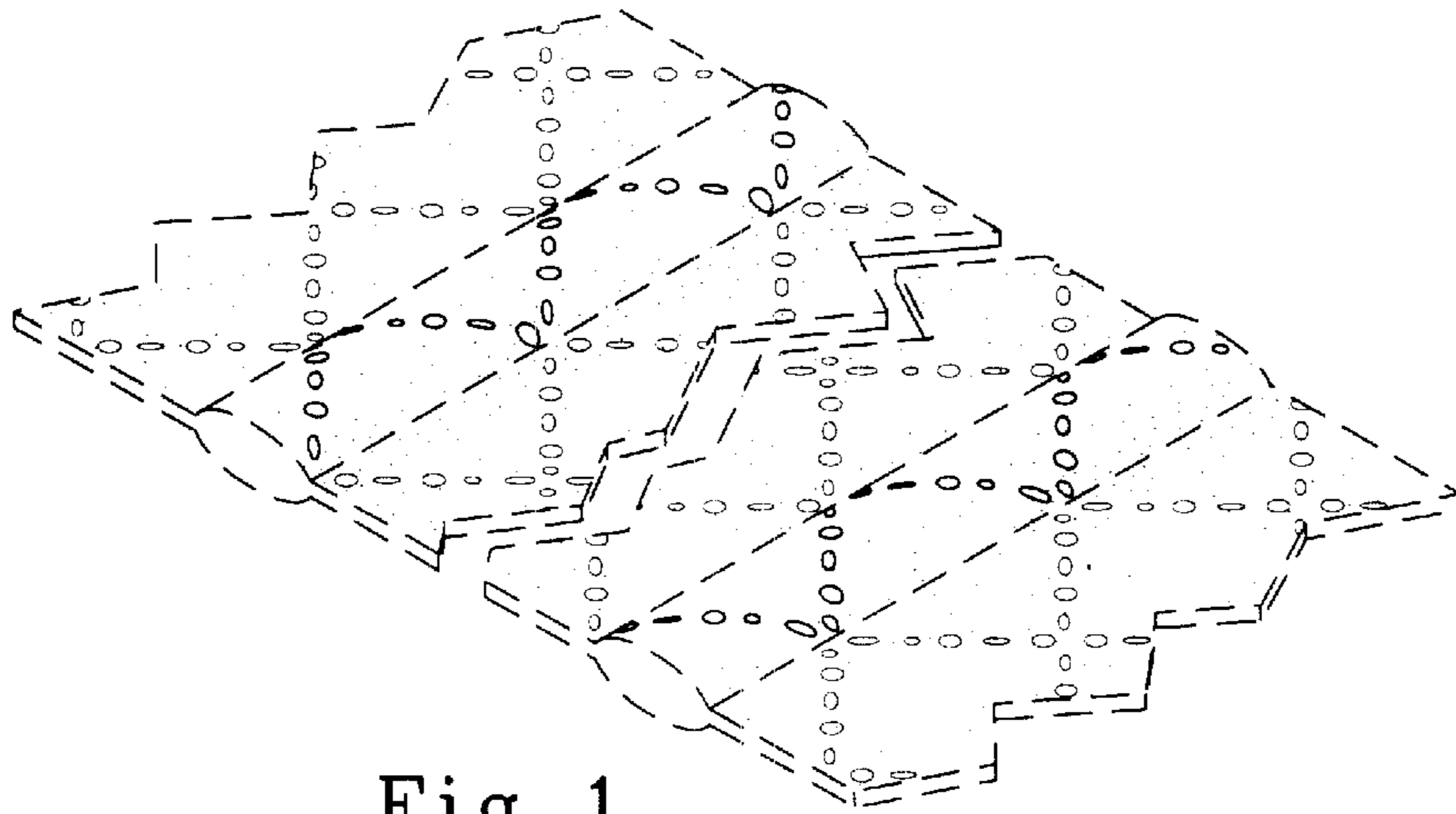


Fig. 1

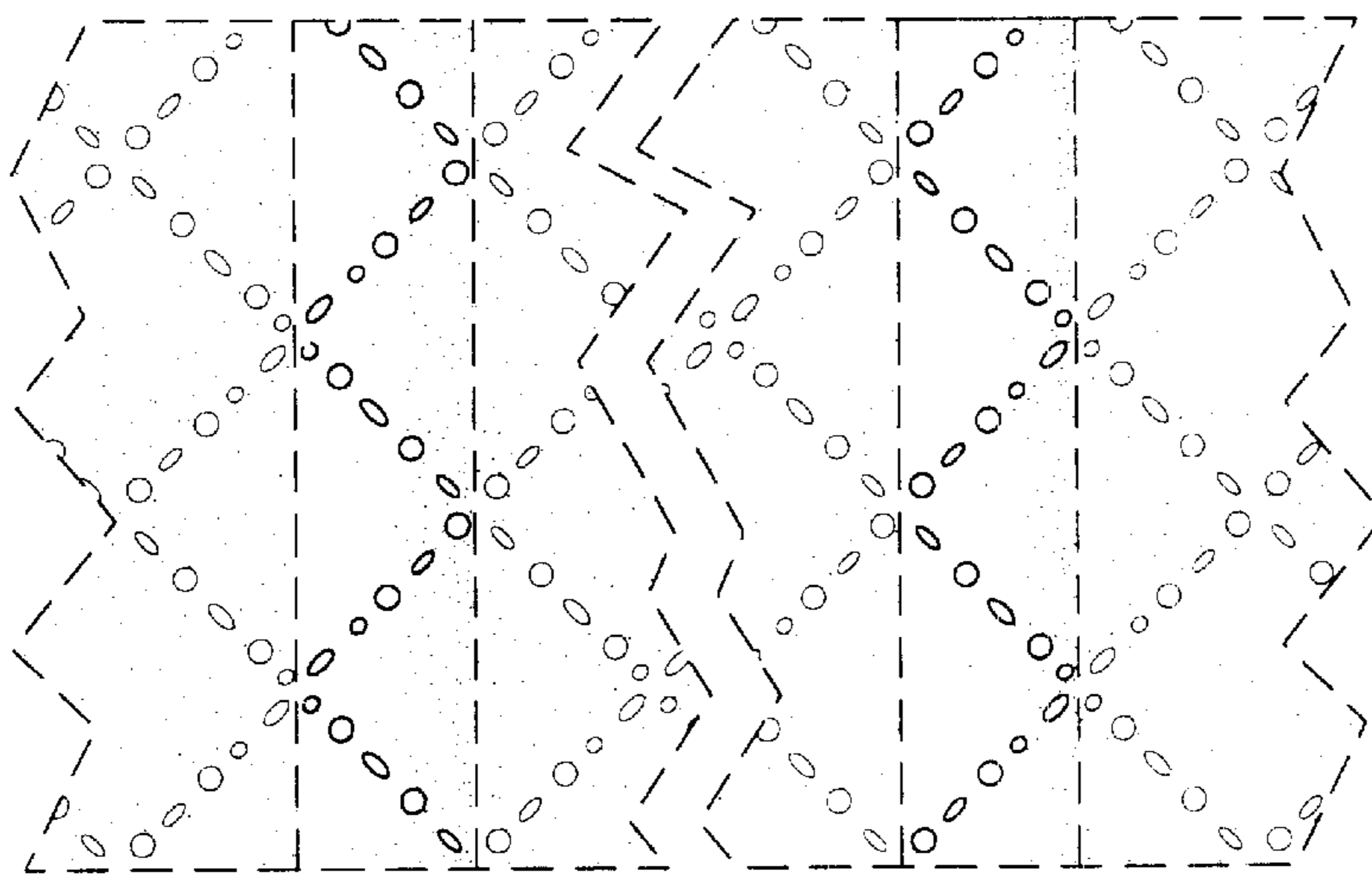


Fig. 2



Fig. 3

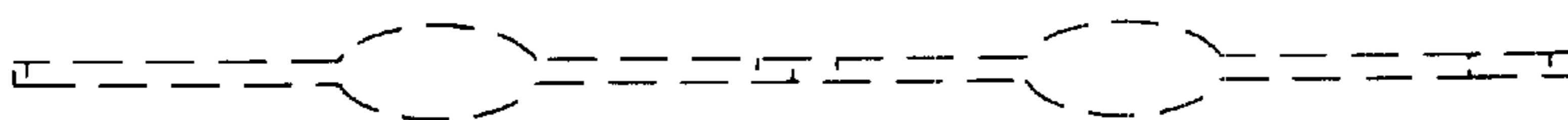


Fig. 4