



US00D464178S

(12) **United States Design Patent**  
**Redwood et al.**

(10) **Patent No.:** **US D464,178 S**

(45) **Date of Patent:** **\*\* Oct. 8, 2002**

(54) **GOLF GLOVE**

(75) Inventors: **Michael Redwood**, Somerset (GB);  
**Dong Kyu Sun**, Yong-In Kun Kyong  
Ki Do (KR)

(73) Assignee: **Acushnet Company**, Fairhaven, MA  
(US)

(\*\*) Term: **14 Years**

(21) Appl. No.: **29/142,587**

(22) Filed: **May 31, 2001**

(51) **LOC (7) Cl.** ..... **29-02**

(52) **U.S. Cl.** ..... **D29/123**

(58) **Field of Search** ..... D29/113, 116.2,  
D29/117.1, 117.2, 123; D2/610, 615-621,  
623; D24/190; 2/16, 159-161.8, 907, 910,  
917; 66/174; 15/227; D28/174

(56) **References Cited**

**U.S. PATENT DOCUMENTS**

D308,436 S \* 6/1990 Weitzell ..... D29/116.2 X  
D336,562 S \* 6/1993 Chin ..... D2/619

D420,491 S \* 2/2000 Redwood et al. .... D2/617  
D426,922 S \* 6/2000 Redwood et al. .... D29/116.2  
6,338,162 B1 \* 1/2002 Geng ..... 2/161.6

\* cited by examiner

*Primary Examiner*—Louis S. Zarfaz

*Assistant Examiner*—Robert A. Delehanty

(74) *Attorney, Agent, or Firm*—Swidler Berlin Shereff  
Friedman, LLP

(57) **CLAIM**

The ornamental design for a golf glove, as shown and  
described.

**DESCRIPTION**

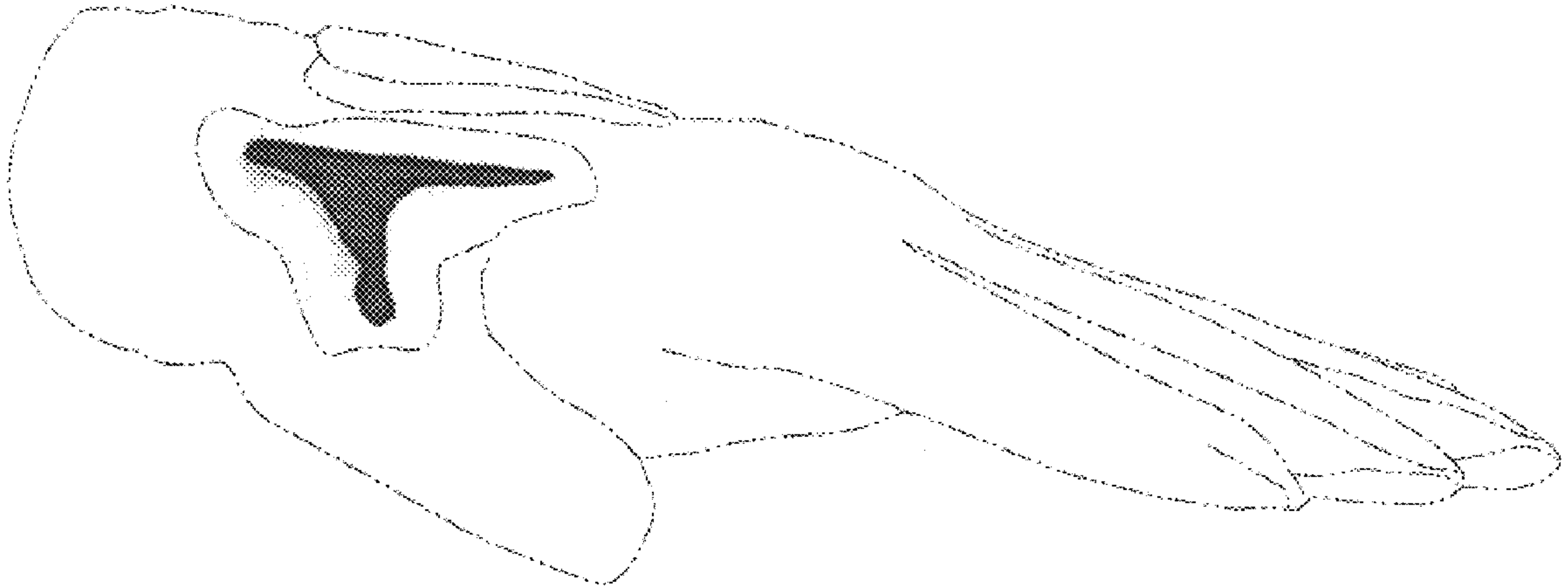
FIG. 1 is a perspective view of a portion of the golf glove  
of our new design;

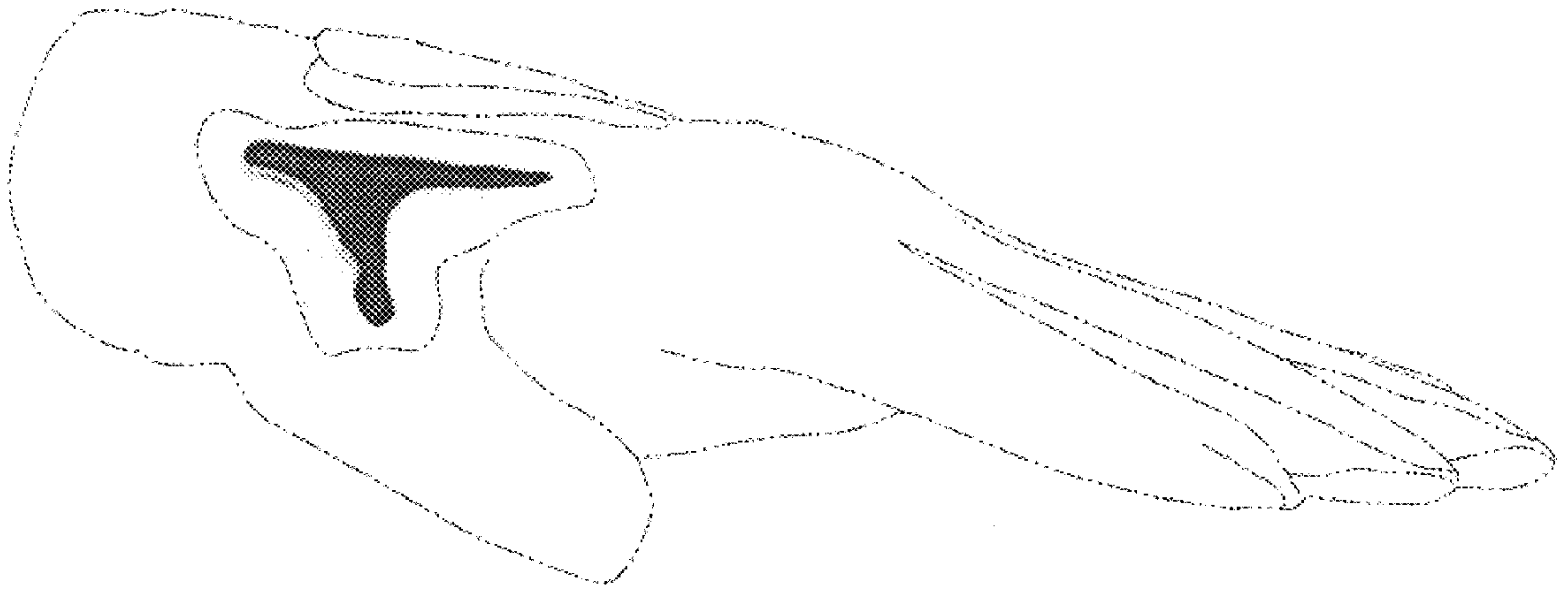
FIG. 2 is a top elevated view thereof; and,

FIG. 3 is a side elevated view thereof.

The broken lines of FIGS. 1-3 showing the glove body and  
finger casings are for illustrative purposes only and form no  
part of the claimed design. Any showing of color contrast in  
FIGS. 1-3 is for illustrative purposes only and forms no part  
of the claimed design.

**1 Claim, 3 Drawing Sheets**





*Fig. 1*

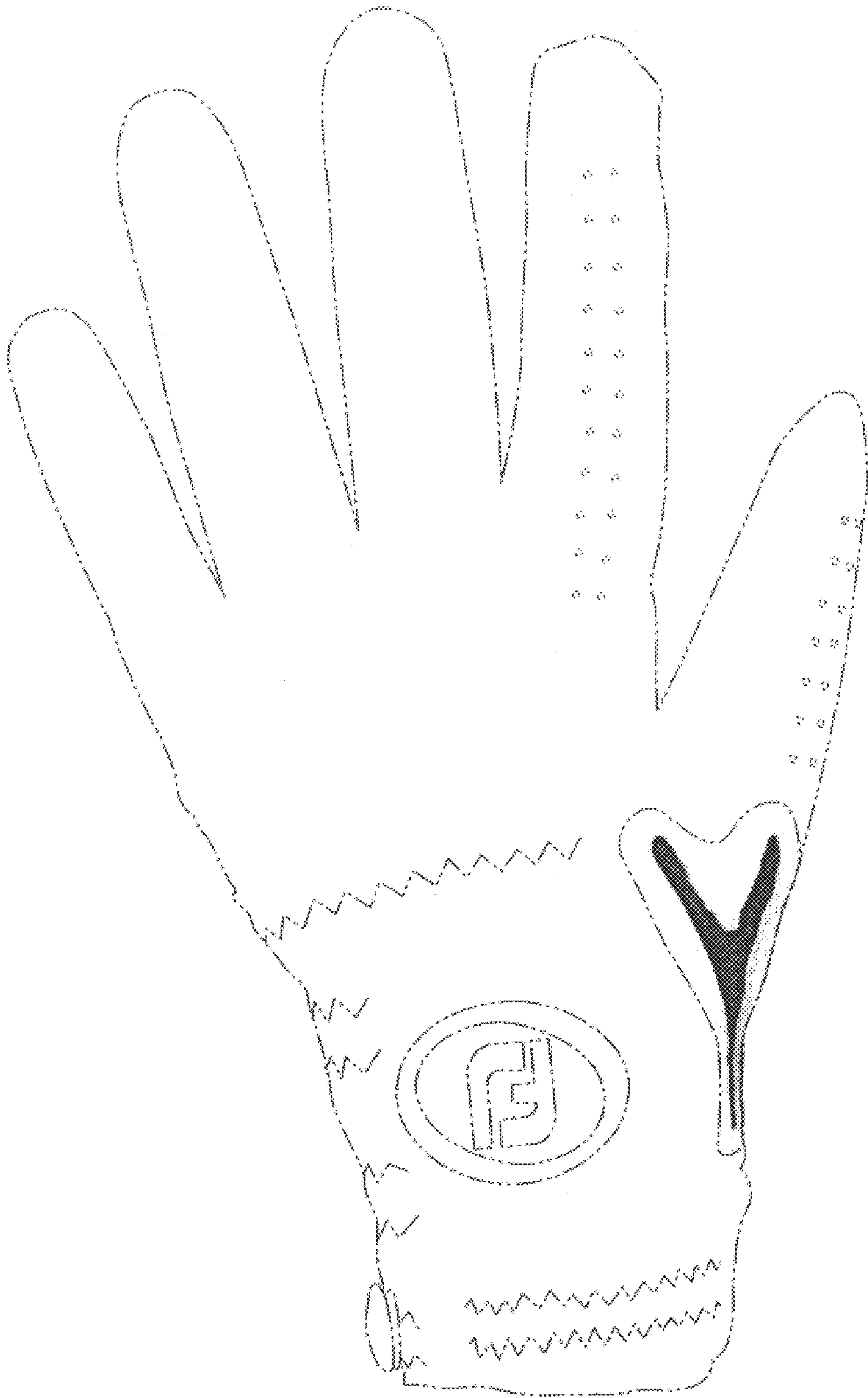


Fig. 2

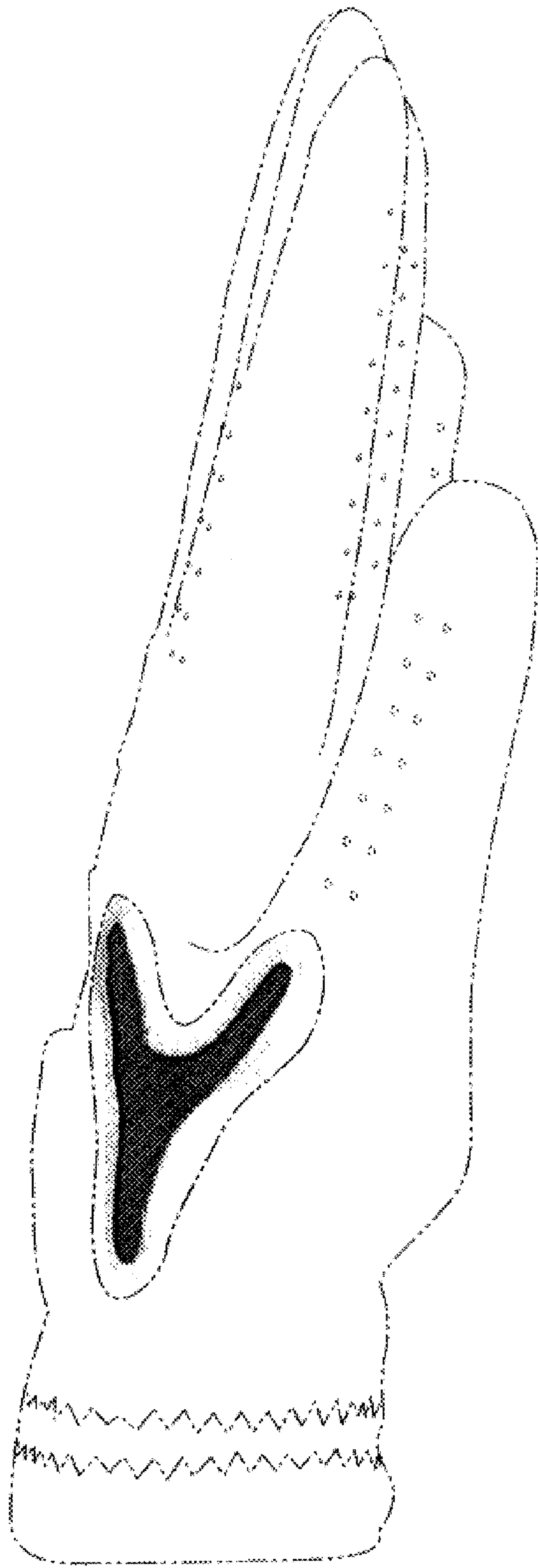


Fig. 3